

DATA SHEET

WIRELESS COMPONENTS
Ceramic Chip Antenna
ANT3216A063R2400A
2.4 - 2.5GHZ
3216 Series



FEATURES

- Compact size
- Omni-directional Radiation
- Tape & reel automatic mounting
- Reflow process compatible
- RoHS compliant

APPLICATIONS

- 2.4GHz WiFi device
- Bluetooth gadget
- Zigbee device
- ISM band equipment

ORDERING INFORMATION

All part numbers are identified by the series, packing type, material, size, antenna type, working frequency and packing quantity.

PART NUMBER

ANT 3216 A 063 R 2400A
 (1) (2) (3) (4) (5) (6)

(1) PRODUCT

ANT = Antenna

(2) SIZE

3216 = 3.2 × 1.6 mm

(3) ANTENNA TYPE

L,F,A = Chip Antenna

(4) SERIAL NO.

063

(5) PACKING STYLE

R = Tape and Reel

(6) WORKING FREQUENCY

2400 = 2.4GHz

PHYCOMP CTC

CAN4311212632453K

I2NC

431121263245

SPECIFICATION

Table 1

DESCRIPTION	VALUE
Centre Frequency	2.45 GHz
Bandwidth	230 MHz(Typ.)
Return Loos	10 dB min
Polarization	Linear
Azimuth Beamwidth	Omni-directional
Peak Gain	1.69 dBi(Typ.)
Impedance	50 Ω
Operating Temperature	- 40~105 °C
Maximum Power	1 W
Termination	Ni/Sn (Environmentally-Friendly Leadless)
Resistance to Soldering Heats	260°C , 10sec.

NOTE

I. The specification is defined on Yageo evaluation board

DIMENSIONS

Table 2 Machinical Dimension

	DIMENSION
L (mm)	3.05 ± 0.10
W (mm)	1.55 ± 0.10
T (mm)	0.55 ± 0.10
A (mm)	0.40 ± 0.10

OUTLINES

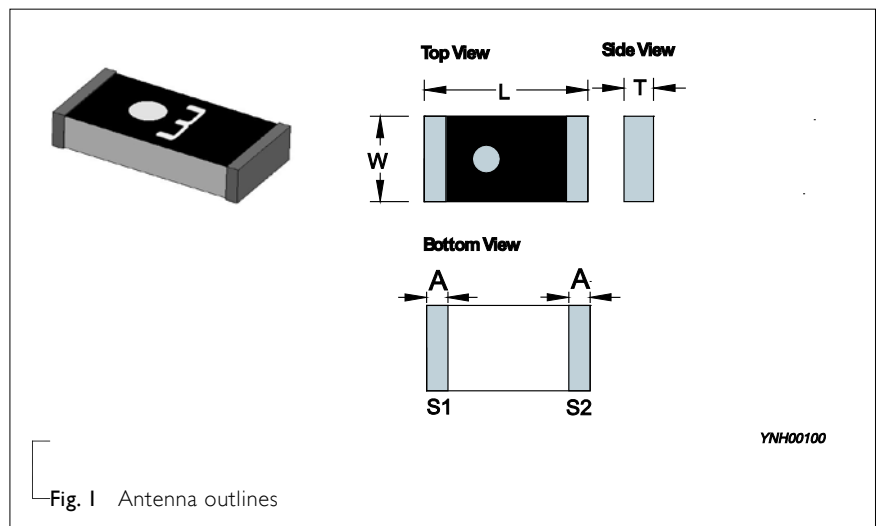
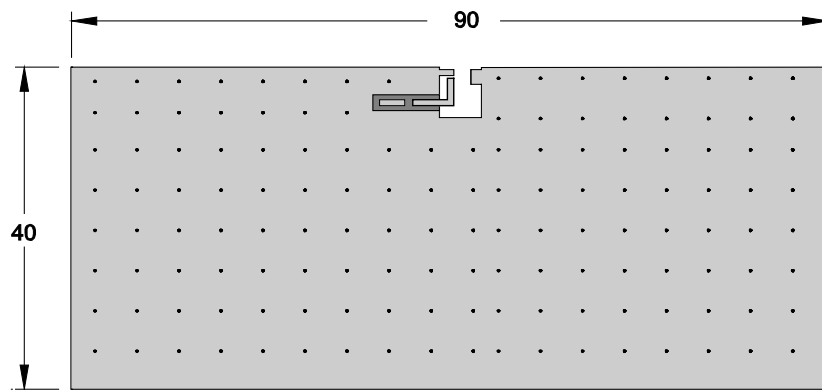


Fig. I Antenna outlines

Table 3 Termination configuration

TERMINAL NAME	FUNCTION
S1	Feeding Point
S2	GND

REFERENCE DESIGN OF EVALUATION BOARD



Unit : mm

Fig. 2 Outlook and dimension of evaluation board

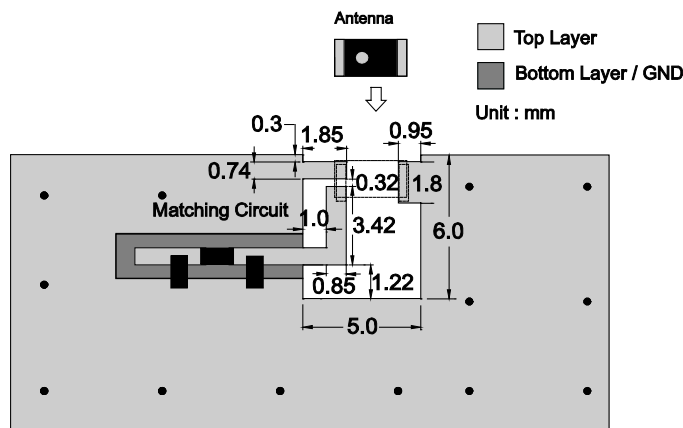
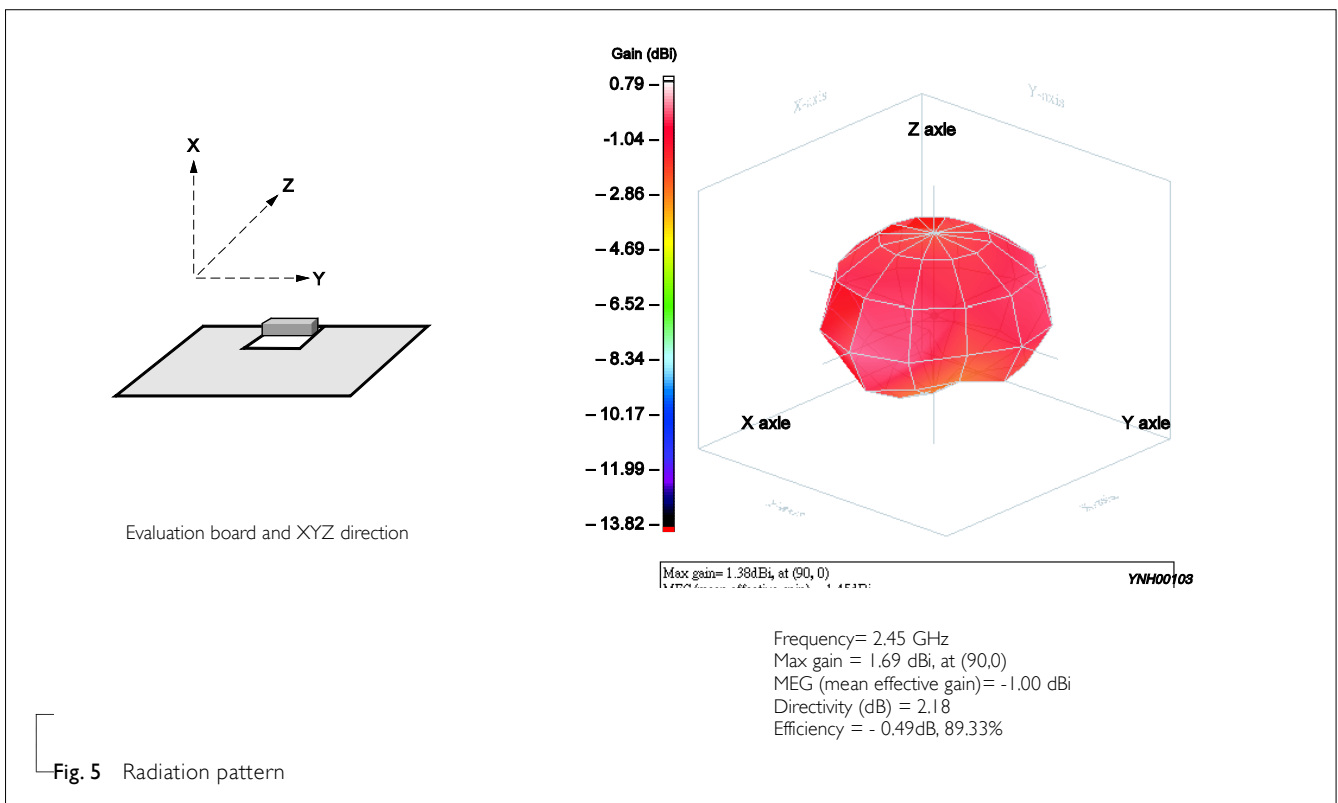
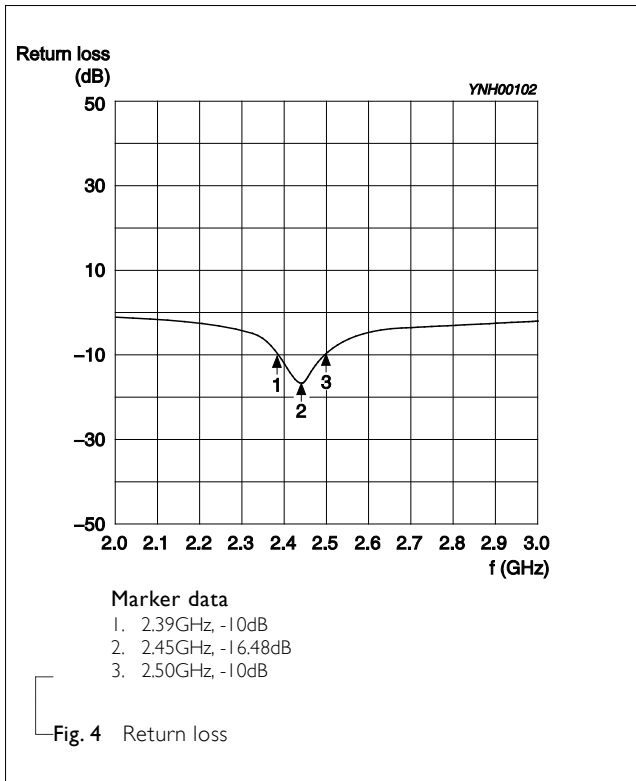


Fig. 3 Details of soldering Pad

YNH00101

ELECTRICAL PERFORMANCES



REVISION HISTORY

REVISION	DATE	CHANGE NOTIFICATION	DESCRIPTION
Version 0	Feb. 19, 2014	-	- New data sheet for SMD type antenna, 2.45GHz application, 3216 series PIFA mode

单击下面可查看定价，库存，交付和生命周期等信息

[>>Yageo\(国巨\)](#)