


Prestta™ WLAN Embedded Antenna

2.4/4.9/5.2/5.8 GHz (802.11 a/b/g/n + Japan)



Ethertronics' Prestta series of Isolated Magnetic Dipole™ (IMD) stamped metal antennas address the challenges facing today's product designers. IMD's high performance and isolation characteristics offer better connectivity and minimal interference. IMD antennas can be used in a variety of devices:


- Notebook Computers
- Access Points
- Industrial Handhelds
- WiFi enabled Televisions & Monitors

TECHNOLOGY ADVANTAGES



Stays in Tune
IMD antenna technology provides superior RF field containment, resulting in less interaction with surrounding components. Ethertronics IMD antennas resist de-tuning; providing a robust radio link regardless of the usage position.

Prestta WLAN antennas use patented IMD technology in a stamped metal configuration to provide high performance. IMD antennas requires a smaller design keep-out area, carry lower program development risk which yields a quicker time-to-market, without sacrificing RF performance.



KEY BENEFITS

DESIGN ADVANTAGES

Quicker Time-to-Market

- By optimizing antenna size, performance and emissions, customer and regulatory specifications are more easily met.

Greater Flexibility

- Ethertronics' first-in-class IMD technology enables you to develop concept designs that are more advanced and that deliver superior performance in reception-critical applications.
- U.FL Connector located on the PCB allows for custom cable lengths to fit a variety of devices

On-Ground Antenna

- Placement flexibility in devices without requiring ground clearance

RoHS Compliant

- Ethertronics' antennas are fully compliant with the European RoHS Directive 2002/95/EC.

END USER ADVANTAGES

Unique Form Factors Support Advanced Industrial Designs

- Smaller, more efficient IMD embedded antennas break through restrictive design rules and provide new freedom in component placement.

Superior Range & Signal Strength

- Better antenna function means longer range and greater sensitivity to critically precise signals—delivering greater customer satisfaction while building brand loyalty.

SERVICE AND SUPPORT

Extensive RF Experience

- Our WLAN antennas are supported by documentation, and when needed, by the expertise of RF engineers who have integrated hundreds of antenna designs into wireless devices.

Global Operations & Design Support

- Ethertronics' global operations supports an integrated network of design centers that can take projects from concept to production.

PRODUCT: WLAN a/b/g/n + Japan

Ethertronics' Internal (Embedded) Antenna Specifications.

Below are the typical specs for a WLAN application.

Electrical Specifications

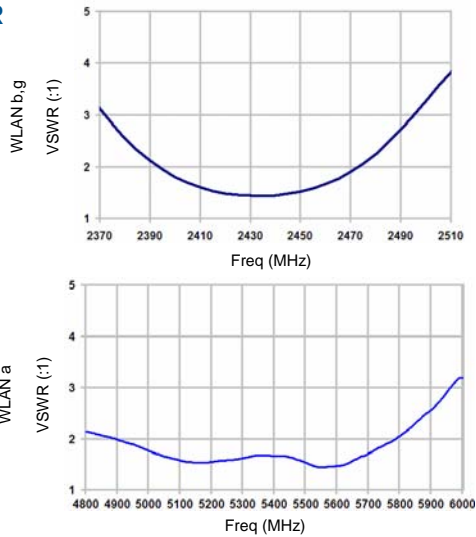
Typical Characteristics

WLAN a/b/g/n + Japan Antenna (GHz)	2.390-2.490 b, g	4.900-5.100 Japan	5.150-5.350 a	5.70-5.900 a
Peak Gain	-0.6dBi	2.5dBi	4.5dBi	3.5dBi
Average Efficiency	55%	71%	75%	65%
VSWR Match	3.0:1 max	2.5:1 max	2.5:1 max	3.0:1 max
Feed Point Impedance	50 Ω unbalanced (other if required)			

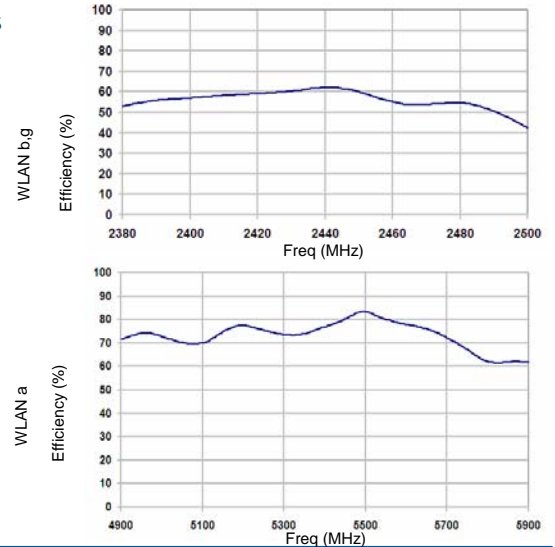
Mechanical Specifications

Dimensions	26.7 x 5.0 x 7.1 mm (Antenna); 40.0 x 15.0 x 1.2 mm (PCB)
Weight	1.6 g
Cable / Connector	Contact Ethertronics for details.
Cable Length	150 mm, 300mm 450mm, 600mm available

VSWR

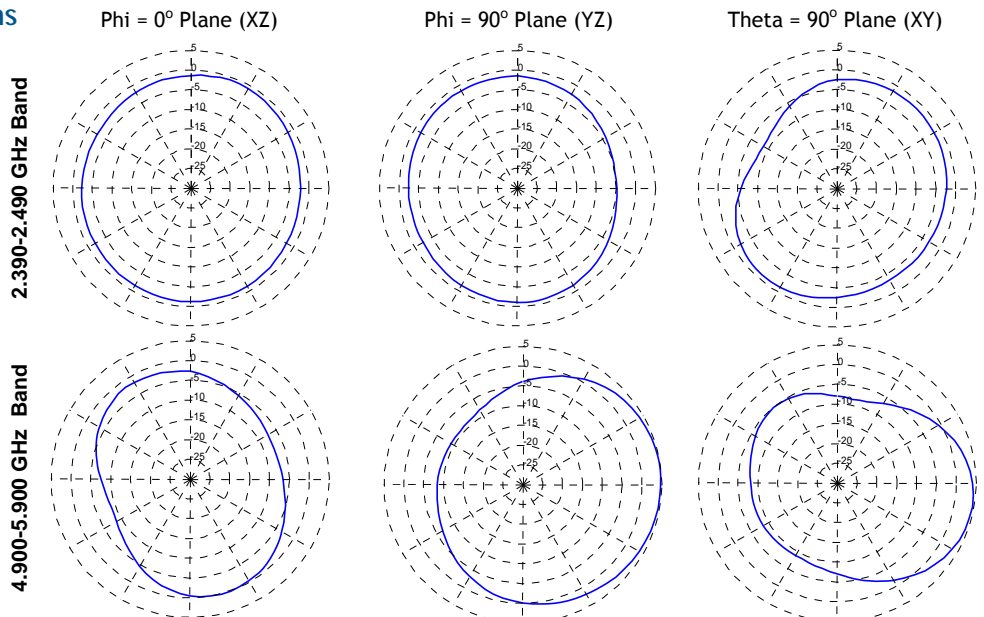
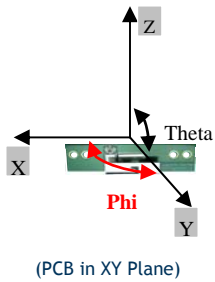


Efficiencies



Antenna Radiation Patterns

Typical Performance



单击下面可查看定价，库存，交付和生命周期等信息

[>>AVX](#)