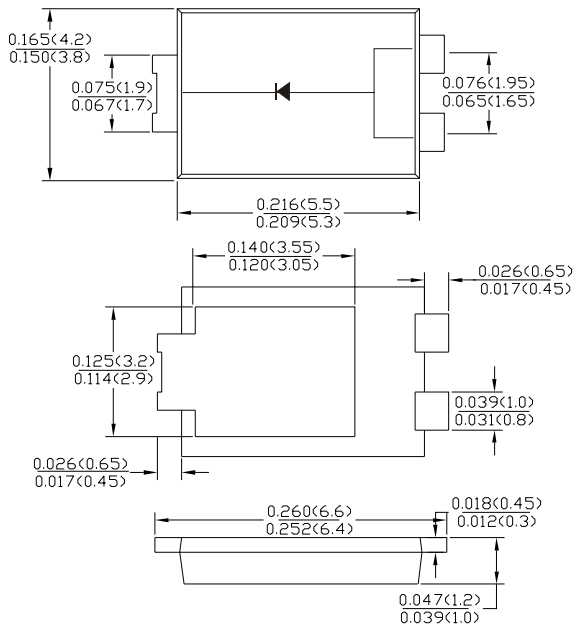




SL1545 THRU SL15150

15.0A Surface Mount Schottky Barrier Rectifiers

T0-277



Features

- Schottky Barrier Chip
- High Thermal Reliability
- Patented Super Barrier Rectifier Technology
- High Forward Surge Capability
- Ultra Low Power Loss, High Efficiency
- Excellent High Temperature Stability
- Plastic material-UL flammability 94V-0

Mechanical Data

- Case: TO-277, molded plastic
- Terminals: Plated Leads Solderable per MIL-STD-202, Method 208
- Polarity: Cathode Band
- Mounting Position: Any
- Marking: Type Number
- Lead Free: For RoHS/Lead Free Version

Maximum Ratings and Electrical Characteristics @T_A =25 °C unless otherwise specified

Single Phase, half wave, 60Hz, resistive or inductive load. For capacitive load, derate current by 20%.

Parameter	Symbol	SL 1545	SL 1550	SL 1560	SL 1580	SL 15100	SL 15150	Unit
Peak Repetitive Reverse Voltage	V _{RRM}							
Working Peak Reverse Voltage	V _{RWM}	45	50	60	80	100	150	V
DC blocking voltage	V _{DC}							
RMS Rectified Voltage	V _{R(RMS)}	32	35	42	56	70	105	V
Average Rectified Output Current (Note1)	I _O	15						A
Non-Repetitive Peak Forward Surge 8.3ms								
Single Half Sine-Wave Superimposed on rated load (JEDEC Method) (Note2)	I _{FSM}	275						A
Forward Voltage Drop T _A =25 °C @I _F =15A	V _{FM}	0.48	0.50	0.55	0.75	0.80		V
Peak Reverse Current T _A =25°C At Rated DC Blocking Voltage T _A =100°C	I _R	0.3 15						mA
Typical Thermal Resistance Junction to Ambient	R _{θJA} R _{θJL}	80 15						°C/W
Operating junction temperature range	T _J	-55 to +150						°C
storage temperature range	T _{STG}	-55 to +150						°C

Note: 1. Valid Provided that are kept at ambient temperature at a distance of 9.5mm from the case.

2. Fr-4pcb. 2oz. Copper, minimum recommend pad layout .18.8mm×14.4. Anode pad dimensions 5.6mm×14.4m.



RATINGS AND CHARACTERISTIC CURVES SL1545 THRU SL15150

Fig.1 - Forward Current Derating Curve

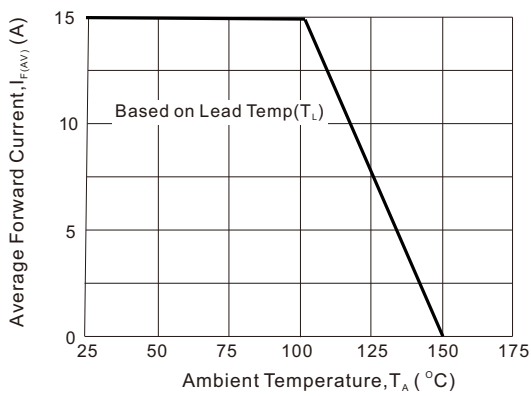


Fig2 : Instantaneous Forward Voltage

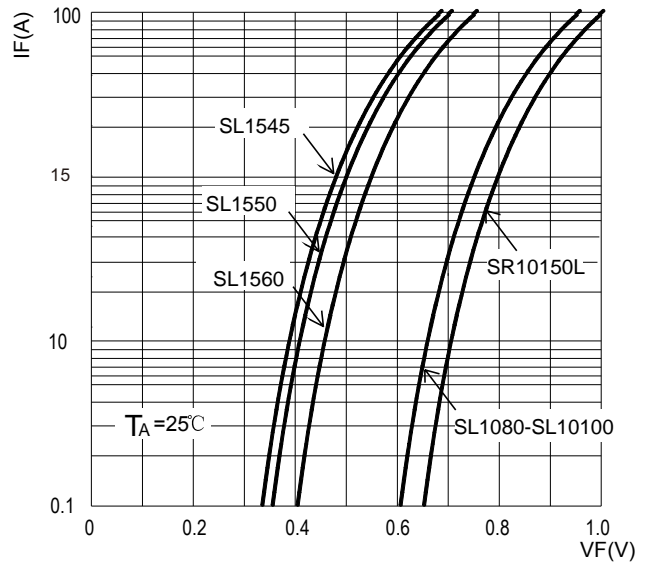


Fig3: Surge Forward Current Capacity

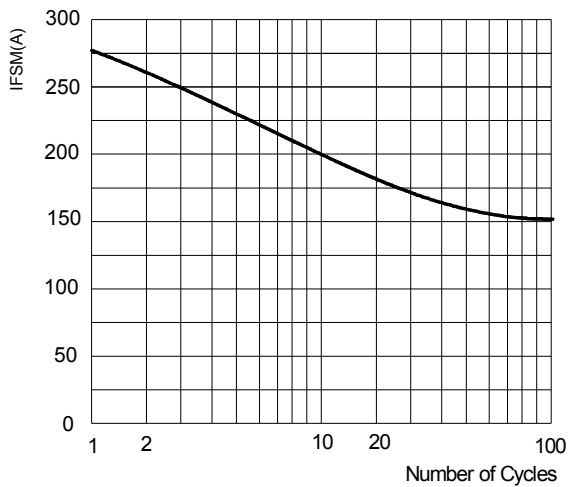
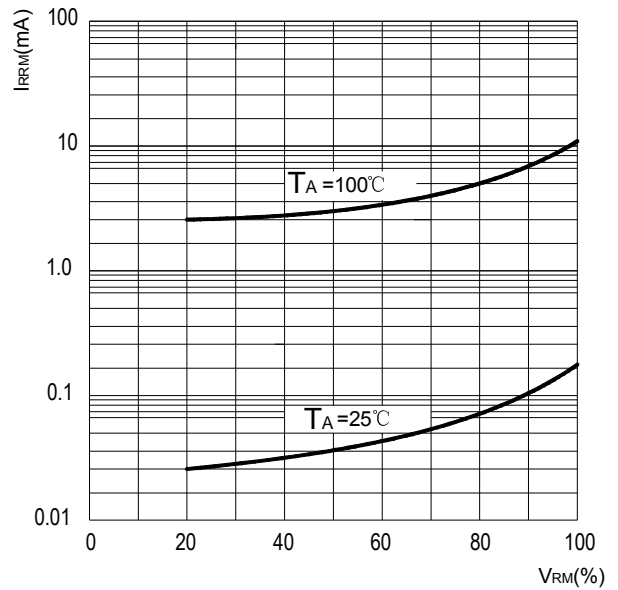


Fig4: Typical Reverse Characteristics



The cruve graph is for reference only, can't be the basis for judgment(曲线图仅供参考!)



单击下面可查看定价，库存，交付和生命周期等信息

[>>MDD\(辰达行\)](#)