

## Surface Mount Multilayer Ceramic Chip Capacitors for Commodity Applications



### FEATURES

- Available from 0402 to 1210 body sizes
- Ultra stable C0G (NP0) dielectric
- High capacitance in X5R, X7R, Y5V
- For high frequency applications
- Ni-barrier with 100 % tin terminations
- Dry sheet technology process
- Noble Metal Electrode system (NME): for certain C0G (NP0) values
- Base Metal Electrode system (BME): for X5R, X7R, Y5V and certain C0G (NP0) values
- Material categorization: for definitions of compliance please see [www.vishay.com/doc?99912](http://www.vishay.com/doc?99912)



**RoHS**  
COMPLIANT  
HALOGEN  
**FREE**  
**GREEN**  
(5-2008)

### APPLICATIONS

- Consumer electronics
- Telecommunications
- Data processing
- Mobile applications

### ELECTRICAL SPECIFICATIONS

#### Operating Temperature:

C0G (NP0): -55 °C to +125 °C  
X5R: -55 °C to +85 °C  
X7R: -55 °C to +125 °C  
Y5V: -25 °C to +85 °C

#### Capacitance Range:

C0G (NP0): 0.5 pF to 39 nF  
X5R: 47 nF to 220 μF  
X7R: 100 pF to 47 μF  
Y5V: 10 nF to 100 μF

#### Voltage Range:

C0G (NP0): 10 V<sub>DC</sub> to 100 V<sub>DC</sub>  
X5R: 6.3 V<sub>DC</sub> to 50 V<sub>DC</sub>  
X7R: 10 V<sub>DC</sub> to 100 V<sub>DC</sub>  
Y5V: 6.3 V<sub>DC</sub> to 100 V<sub>DC</sub>

#### Temperature Coefficient of Capacitance (TCC):

C0G (NP0): 0 ppm/°C ± 30 ppm/°C from -55 °C to +125 °C  
X5R: ± 15 % from -55 °C to +85 °C without voltage applied  
X7R: ± 15 % from -55 °C to +125 °C without voltage applied  
Y5V: + 30 % / - 80 % from -25 °C to +85 °C without voltage applied

#### Insulation Resistance (IR) at U<sub>R</sub>:

≥ 10 GΩ or R x C ≥ 500 Ω x F whichever is less

#### Test Conditions for Capacitance Tolerance:

preconditioning for X5R, X7R, Y5V MLCC: perform a heat treatment at +150 °C ± 10 °C for 1 h, then leave in ambient condition for 24 h ± 2 h before measurement

#### Test Conditions for Capacitance and DF Measurement:

measured at conditions of 30 % to 70 % related humidity.  
C0G (NP0): Apply 1.0 V<sub>RMS</sub> ± 0.2 V<sub>RMS</sub>, 1.0 MHz ± 10 % for caps ≤ 1000 pF, at +25 °C ambient temperature  
Apply 1.0 V<sub>RMS</sub> ± 0.2 V<sub>RMS</sub>, 1.0 kHz ± 10 % for caps > 1000 pF, at +25 °C ambient temperature  
X5R / X7R: Caps ≤ 10 μF apply 1.0 V<sub>RMS</sub> ± 0.2 V<sub>RMS</sub>, 1.0 kHz ± 10 %, at +25 °C ambient temperature <sup>(1)</sup>  
Caps > 10 μF apply 0.5 V<sub>RMS</sub> ± 0.2 V<sub>RMS</sub>, 120 Hz ± 20 %, at +25 °C ambient temperature  
Y5V: Caps ≤ 10 μF apply 1.0 V<sub>RMS</sub> ± 0.2 V<sub>RMS</sub>, 1.0 kHz ± 10 %, at +20 °C ambient temperature  
Caps > 10 μF apply 0.5 V<sub>RMS</sub> ± 0.2 V<sub>RMS</sub>, 120 Hz ± 20 %, at +20 °C ambient temperature

#### Note

- <sup>(1)</sup> Test conditions: 0.5 V<sub>RMS</sub> ± 0.2 V<sub>RMS</sub>, 1 kHz ± 10 %  
X7R: 0603: ≥ 2.2 μF / 10 V  
0805: 10 μF (6.3 V and 10 V)  
X5R: 0402: ≥ 4.7 μF / 6.3 V and ≥ 2.2 μF / 10 V  
0603: 10 μF (6.3 V and 10 V)

#### Aging Rate:

C0G (NP0): 0 % per decade  
X5R: 6.3 V<sub>DC</sub> / 10 V<sub>DC</sub>: 3 % maximum per decade  
16 V<sub>DC</sub> / 25 V<sub>DC</sub>: 2 % maximum per decade  
X7R: ≤ 10 V<sub>DC</sub>: 1.5 % maximum per decade  
≥ 16 V<sub>DC</sub>: 1 % maximum per decade  
Y5V: 6.3 V<sub>DC</sub>: 12.5 % maximum per decade  
10 V<sub>DC</sub> / 16 V<sub>DC</sub>: 9 % maximum per decade  
≥ 25 V<sub>DC</sub>: 7 % maximum per decade

#### Dielectric Strength Test:

this is the maximum voltage the capacitors are tested 1 s to 5 s period and the charge / discharge current does not exceed 50 mA.  
≤ 100 V<sub>DC</sub>: 250 % of rated voltage



**Dissipation Factor (DF):**

C0G (NP0): Cap. < 30 pF: Q ≥ 400 + 20C  
 Cap. ≥ 30 pF: Q ≥ 1000

X5R, X7R:

RATED VOLTAGE	D.F. ≤	EXCEPTION OF D.F. ≤	
≥ 100 V	2.5 %	3 %	1206 ≥ 0.47 μF
		5 %	0603 ≥ 0.068 μF; 0805 > 0.1 μF; 1206 > 1 μF
≥ 50 V	2.5 %	3 %	0603 ≥ 0.047 μF; 0805 ≥ 0.18 μF; 1206 ≥ 0.47 μF
		5 %	1210 ≥ 4.7 μF
		10 %	0402 ≥ 0.1 μF; 0603 ≥ 1 μF; 0805 ≥ 1 μF; 1206 ≥ 2.2 μF; 1210 ≥ 10 μF
25 V	3.5 %	5 %	0805 ≥ 1 μF; 1210 ≥ 10 μF
		7 %	0603 ≥ 0.33 μF; 1206 ≥ 4.7 μF
		10 %	0402 ≥ 0.10 μF; 0603 ≥ 0.47 μF; 0805 ≥ 2.2 μF; 1206 ≥ 6.8 μF; 1210 ≥ 22 μF
16 V	3.5 %	5 %	0402 ≥ 0.033 μF; 0603 ≥ 0.15 μF; 0805 ≥ 0.68 μF; 1206 ≥ 2.2 μF; 1210 ≥ 4.7 μF
		10 %	0402 ≥ 0.22 μF; 0603 ≥ 0.68 μF; 0805 ≥ 2.2 μF; 1206 ≥ 4.7 μF; 1210 ≥ 22 μF
10 V	5 %	10 %	0402 ≥ 0.33 μF; 0402/X7R ≥ 0.22 μF; 0603 ≥ 0.33 μF; 0805 ≥ 2.2 μF; 1206 ≥ 2.2 μF; 1210 ≥ 22 μF
		15 %	0402 ≥ 1 μF
6.3 V	10 %	15 %	0402 ≥ 1 μF; 0603 ≥ 10 μF; 0805 ≥ 4.7 μF; 1206 ≥ 4.7 μF; 1210 ≥ 100 μF
		20 %	0402 ≥ 2.2 μF
4 V	15 %	-	-

Y5V:

RATED VOLTAGE	D.F. ≤	EXCEPTION OF D.F. ≤	
≥ 50 V	5 %	7 %	0603 ≥ 0.1 μF; 0805 ≥ 0.47 μF; 1206 ≥ 4.7 μF
35 V	7 %	-	-
25 V	5 %	7 %	0402 ≥ 0.047 μF; 0603 ≥ 0.1 μF; 0805 ≥ 0.33 μF; 1206 ≥ 1 μF; 1210 ≥ 4.7 μF
		9 %	0402 ≥ 0.068 μF; 0603 ≥ 0.47 μF; 1206 ≥ 4.7 μF; 1210 ≥ 22 μF
16 V C < 1.0 μF	7 %	9 %	0402 ≥ 0.068 μF; 0603 ≥ 0.68 μF
		12.5 %	0402 ≥ 0.22 μF
16 V C ≥ 1.0 μF	9 %	12.5 %	0603 ≥ 2.2 μF; 0805 ≥ 3.3 μF; 1206 ≥ 10 μF; 1210 ≥ 22 μF
10 V	12.5 %	20 %	0402 ≥ 0.47 μF
6.3 V	20 %	-	-

QUICK REFERENCE DATA				
DIELECTRIC	CASE	MAXIMUM VOLTAGE (V)	CAPACITANCE	
			MINIMUM	MAXIMUM
C0G (NP0)	0402	100	0.5 pF	1.0 nF
	0603	100	0.5 pF	3.3 nF
	0805	100	0.5 pF	12 nF
	1206	100	1.5 pF	39 nF
X5R	0402	50	47 nF	10 μF
	0603	50	220 nF	22 μF
	0805	50	1.5 μF	47 μF
	1206	50	1.5 μF	100 μF
	1210	50	1.5 μF	220 μF
X7R	0402	50	100 pF	1 μF
	0603	100	100 pF	2.2 μF
	0805	100	100 pF	10 μF
	1206	100	150 pF	22 μF
	1210	100	1.0 nF	47 μF
Y5V	0402	50	10 nF	1.0 μF
	0603	50	10 nF	2.2 μF
	0805	100	10 nF	10 μF
	1206	100	10 nF	22 μF
	1210	100	10 nF	100 μF

**Note**

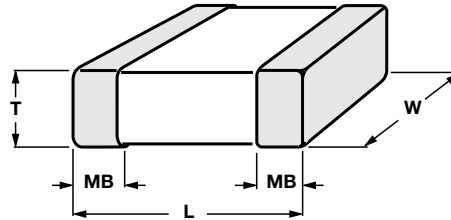
- Detail ratings see "Selection Chart"



ORDERING INFORMATION							
VJ0402	Y	101	J	X	Q	C	W1BC
SIZE CODE	DIELECTRIC	CAPACITANCE	TOLERANCE	TERMINATION	VOLTAGE <sup>(1)</sup>	PACKAGING	PROCESS CODE FOR BASIC COMMODITY
0402 0603 0805 1206 1210	A = C0G (NP0) G = X5R Y = X7R V = Y5V	Two significant digits followed by the number of zeros: 1R0 = 1.0 pF 101 = 100 pF 102 = 1000 pF 152 = 1500 pF 103 = 10 000 pF 104 = 100 000 pF	<b>C0G (NP0) <sup>(2)</sup></b> Cap. < 10 pF: B = ± 0.10 pF C = ± 0.25 pF D = ± 0.50 pF  Cap. ≥ 10 pF: F = ± 1 % G = ± 2 % J = ± 5 % K = ± 10 %  <b>X5R / X7R <sup>(2)(3)</sup></b> J = ± 5 % K = ± 10 % M = ± 20 %  <b>Y5V</b> M = ± 20 % Z = - 20 % / + 80 %	X = Ni barrier 100 % matte tin	S = 4 V Y = 6.3 V Q = 10 V J = 16 V X = 25 V Z = 35 V A = 50 V B = 100 V	C = 7" reel / paper tape P = 13" reel / paper tape T = 7" reel / plastic tape R = 13" reel / plastic tape	

**Notes**

- Detail rating see "Selection Chart"
- <sup>(1)</sup> DC voltage rating should not be exceeded in application. Other application factors may affect the MLCC performance. Consult for questions: [mlcc@vishay.com](mailto:mlcc@vishay.com)
- <sup>(2)</sup> Not all values, see selection chart
- <sup>(3)</sup> No 5 % tolerance for X5R

**DIMENSIONS** in inches (millimeters)


SIZE CODE	THICKNESS SYMBOL	SOLDERING METHOD (1)	L	W	T	MB
0402 (1005)	N	R	0.040 ± 0.002 (1.00 ± 0.05)	0.020 ± 0.002 (0.50 ± 0.05)	0.020 ± 0.002 (0.50 ± 0.05)	0.010 + 0.002 / - 0.004 (0.25 + 0.05 / - 0.10)
	E	R	0.040 ± 0.008 (1.00 ± 0.20)	0.020 ± 0.008 (0.50 ± 0.20)	0.020 ± 0.008 (0.50 ± 0.20)	
0603 (1608)	S	R / W	0.063 ± 0.004 (1.60 ± 0.10)	0.030 ± 0.004 (0.80 ± 0.10)	0.030 ± 0.0028 (0.80 ± 0.07)	0.016 ± 0.006 (0.40 ± 0.15)
	X	R / W	0.063 + 0.006 / - 0.004 (1.60 + 0.15 / - 0.10)	0.030 + 0.006 / - 0.004 (0.80 + 0.15 / - 0.10)	0.030 + 0.006 / - 0.004 (0.80 + 0.15 / - 0.10)	
	X'	R / W	0.063 ± 0.008 (1.60 ± 0.20)	0.030 ± 0.008 (0.80 ± 0.20)	0.030 ± 0.008 (0.80 ± 0.20)	
0805 (2012)	A	R / W	0.080 ± 0.006 (2.00 ± 0.15)	0.050 ± 0.004 (1.25 ± 0.10)	0.024 ± 0.004 (0.60 ± 0.10)	0.020 ± 0.008 (0.50 ± 0.20)
	B	R / W			0.030 ± 0.004 (0.80 ± 0.10)	
	D	R	0.049 ± 0.004 (1.25 ± 0.10)			
	T	R / W	0.080 ± 0.008 (2.00 ± 0.20)	0.050 ± 0.008 (1.25 ± 0.20)	0.033 ± 0.004 (0.85 ± 0.10)	
	I	R	0.049 ± 0.008 (1.25 ± 0.20)			
1206 (3216)	B	R / W	0.126 ± 0.006 (3.20 ± 0.15)	0.063 ± 0.006 (1.60 ± 0.15)	0.030 ± 0.004 (0.80 ± 0.10)	0.024 ± 0.008 (0.60 ± 0.20)
	C	R			0.037 ± 0.004 (0.95 ± 0.10)	
	D	R			0.049 ± 0.004 (1.25 ± 0.10)	
	J	R	0.126 ± 0.008 (3.20 ± 0.20)	0.045 ± 0.006 (1.15 ± 0.15)		
	G	R	0.063 ± 0.008 (1.60 ± 0.20)	0.063 ± 0.008 (1.60 ± 0.20)		
	P	R	0.126 + 0.012 / - 0.004 (3.20 + 0.30 / - 0.10)	0.063 + 0.012 / - 0.004 (1.60 + 0.30 / - 0.10)	0.063 + 0.012 / - 0.004 (1.60 + 0.30 / - 0.10)	
1210 (3225)	C	R	0.126 ± 0.012 (3.20 ± 0.30)	0.098 ± 0.008 (2.50 ± 0.20)	0.037 ± 0.004 (0.95 ± 0.10)	0.060 ± 0.010 (0.75 ± 0.25)
	D	R			0.049 ± 0.004 (1.25 ± 0.10)	
	G	R	0.126 ± 0.016 (3.20 ± 0.40)	0.098 ± 0.012 (2.50 ± 0.30)	0.063 ± 0.008 (1.60 ± 0.20)	
	K	R			0.078 ± 0.008 (2.00 ± 0.20)	
	M	R			0.098 ± 0.012 (2.50 ± 0.30)	

**Note**

(1) "R" = Reflow soldering process; "W" = Wave soldering process



SELECTION CHART																					
DIELECTRIC		COG (NP0)																			
STYLE		VJ0402					VJ0603					VJ0805					VJ1206				
SIZE CODE		0402					0603					0805					1206				
VOLTAGE (V <sub>DC</sub> )		10	16	25	50	100	10	16	25	50	100	10	16	25	50	100	10	16	25	50	100
VOLTAGE CODE		Q	J	X	A	B	Q	J	X	A	B	Q	J	X	A	B	Q	J	X	A	B
CAP. CODE	CAP.																				
0R5	0.5 pF	N	N	N	N	N	S	S	S	S	S	A	A	A	A	A					
1R0	1.0 pF	N	N	N	N	N	S	S	S	S	S	A	A	A	A	A					
1R2	1.2 pF	N	N	N	N	N	S	S	S	S	S	A	A	A	A	A					
1R5	1.5 pF	N	N	N	N	N	S	S	S	S	S	A	A	A	A	A	B	B	B	B	B
1R8	1.8 pF	N	N	N	N	N	S	S	S	S	S	A	A	A	A	A	B	B	B	B	B
2R2	2.2 pF	N	N	N	N	N	S	S	S	S	S	A	A	A	A	A	B	B	B	B	B
2R7	2.7 pF	N	N	N	N	N	S	S	S	S	S	A	A	A	A	A	B	B	B	B	B
3R3	3.3 pF	N	N	N	N	N	S	S	S	S	S	A	A	A	A	A	B	B	B	B	B
3R9	3.9 pF	N	N	N	N	N	S	S	S	S	S	A	A	A	A	A	B	B	B	B	B
4R7	4.7 pF	N	N	N	N	N	S	S	S	S	S	A	A	A	A	A	B	B	B	B	B
5R6	5.6 pF	N	N	N	N	N	S	S	S	S	S	A	A	A	A	A	B	B	B	B	B
6R8	6.8 pF	N	N	N	N	N	S	S	S	S	S	A	A	A	A	A	B	B	B	B	B
8R2	8.2 pF	N	N	N	N	N	S	S	S	S	S	A	A	A	A	A	B	B	B	B	B
100	10 pF	N	N	N	N	N	S	S	S	S	S	A	A	A	A	A	B	B	B	B	B
120	12 pF	N	N	N	N	N	S	S	S	S	S	A	A	A	A	A	B	B	B	B	B
150	15 pF	N	N	N	N	N	S	S	S	S	S	A	A	A	A	A	B	B	B	B	B
180	18 pF	N	N	N	N	N	S	S	S	S	S	A	A	A	A	A	B	B	B	B	B
220	22 pF	N	N	N	N	N	S	S	S	S	S	A	A	A	A	A	B	B	B	B	B
270	27 pF	N	N	N	N	N	S	S	S	S	S	A	A	A	A	A	B	B	B	B	B
330	33 pF	N	N	N	N	N	S	S	S	S	S	A	A	A	A	A	B	B	B	B	B
390	39 pF	N	N	N	N	N	S	S	S	S	S	A	A	A	A	A	B	B	B	B	B
470	47 pF	N	N	N	N	N	S	S	S	S	S	A	A	A	A	A	B	B	B	B	B
560	56 pF	N	N	N	N	N	S	S	S	S	S	A	A	A	A	A	B	B	B	B	B
680	68 pF	N	N	N	N	N	S	S	S	S	S	A	A	A	A	A	B	B	B	B	B
820	82 pF	N	N	N	N	N	S	S	S	S	S	A	A	A	A	A	B	B	B	B	B
101	100 pF	N	N	N	N	N	S	S	S	S	S	A	A	A	A	A	B	B	B	B	B
121	120 pF	N	N	N	N	N	S	S	S	S	S	A	A	A	A	A	B	B	B	B	B
151	150 pF	N	N	N	N	N	S	S	S	S	S	A	A	A	A	A	B	B	B	B	B
181	180 pF	N	N	N	N	N	S	S	S	S	S	A	A	A	A	A	B	B	B	B	B
221	220 pF	N	N	N	N	N	S	S	S	S	S	A	A	A	A	A	B	B	B	B	B
271	270 pF	N	N	N	N		S	S	S	S	S	A	A	A	A	A	B	B	B	B	B
331	330 pF	N	N	N	N		S	S	S	S	S	A	A	A	A	A	B	B	B	B	B
391	390 pF	N	N	N	N		S	S	S	S	S	B	B	B	B	B	B	B	B	B	B
471	470 pF	N	N	N	N		S	S	S	S	S	B	B	B	B	B	B	B	B	B	B
561	560 pF	N	N	N	N		S	S	S	S	S	B	B	B	B	B	B	B	B	B	B
681	680 pF	N	N	N	N		S	S	S	S	S	B	B	B	B	B	B	B	B	B	B

**Notes**

- Letters indicate product thickness, see packaging quantities
- (1) Only in 5 % (code "J") tolerance



SELECTION CHART																					
DIELECTRIC		COG (NP0)																			
STYLE		VJ0402					VJ0603					VJ0805					VJ1206				
SIZE CODE		0402					0603					0805					1206				
VOLTAGE (V <sub>DC</sub> )		10	16	25	50	100	10	16	25	50	100	10	16	25	50	100	10	16	25	50	100
VOLTAGE CODE		Q	J	X	A	B	Q	J	X	A	B	Q	J	X	A	B	Q	J	X	A	B
CAP. CODE	CAP.																				
821	820 pF	N	N	N	N		S	S	S	S	S	B	B	B	B	B	B	B	B	B	B
102	1.0 nF	N	N	N	N		S	S	S	S	S	B	B	B	B	B	B	B	B	B	B
122	1.2 nF						X	X	X	X		B	B	B	B	B	B	B	B	B	B
152	1.5 nF						X	X	X	X		B	B	B	B	B	B	B	B	B	B
182	1.8 nF						X	X	X	X		B	B	B	B	B	B	B	B	B	B
222	2.2 nF						X	X	X	X		B	B	B	B	B	B	B	B	B	B
272	2.7 nF						X	X	X	X		D	D	D	D	D	B	B	B	B	B
332	3.3 nF						X	X	X	X		D	D	D	D	D	B	B	B	B	B
392	3.9 nF											D	D	D	D	D	B	B	B	B	B
472	4.7 nF											D	D	D	D	D	B	B	B	B	B
562	5.6 nF											D	D	D	D		B	B	B	B	B
682	6.8 nF											D	D	D	D		C	C	C	C	C
822	8.2 nF											D	D	D	D		D	D	D	D	D
103	10 nF											D	D	D	D		D	D	D	D	D
123	12 nF											T <sup>(1)</sup>	T <sup>(1)</sup>	T <sup>(1)</sup>	T <sup>(1)</sup>		P	P	P <sup>(1)</sup>	P <sup>(1)</sup>	
153	15 nF																P	P	P <sup>(1)</sup>	P <sup>(1)</sup>	
183	18 nF																P	P	P <sup>(1)</sup>	P <sup>(1)</sup>	
223	22 nF																P	P	P <sup>(1)</sup>	P <sup>(1)</sup>	
273	27 nF																P	P	P <sup>(1)</sup>	P <sup>(1)</sup>	
333	33 nF																P	P	P <sup>(1)</sup>	P <sup>(1)</sup>	
393	39 nF																P	P	P <sup>(1)</sup>	P <sup>(1)</sup>	
473	47 nF																				
563	56 nF																				
683	68 nF																				
823	82 nF																				
104	100 nF																				

**Notes**

- Letters indicate product thickness, see packaging quantities
- (1) Only in 5 % (code "J") tolerance



SELECTION CHART																
DIELECTRIC		X5R														
STYLE		VJ0402					VJ0603					VJ0805				
SIZE CODE		0402					0603					0805				
VOLTAGE (V <sub>DC</sub> )		6.3 V	10 V	16 V	25 V	50 V	6.3 V	10 V	16 V	25 V	50 V	6.3 V	10 V	16 V	25 V	50 V
VOLTAGE CODE		Y	Q	J	X	A	Y	Q	J	X	A	Y	Q	J	X	A
CAP. CODE	CAP.															
473	47 nF			N												
563	56 nF		N													
683	68 nF		N	N												
823	82 nF	N	N	N												
104	100 nF	N	N	N	N											
124	120 nF															
154	150 nF		N		N											
184	180 nF															
224	220 nF	N	N	N	N			X	X							
274	270 nF							X	X							
334	330 nF	N	N					X	X	X						
394	390 nF							X	X							
474	470 nF	N	N	E	E <sup>(2)</sup>	E <sup>(2)</sup>		X	X	X	X <sup>(2)</sup>					
564	560 nF															
684	680 nF	N	N					X	X	X						
824	820 nF						X	X	X							
105	1.0 μF	N	N	N	N		X	X	X	X	X					
155	1.5 μF						X					I	I	I	I	
225	2.2 μF	N	N	E	E		X	X	X'	X'	X <sup>(2)</sup>	I	I	I	I	I
335	3.3 μF											I	I	I	I	
475	4.7 μF	E <sup>(1)</sup>	E <sup>(1)</sup>	E <sup>(1)</sup>			X	X	X'	X <sup>(2)</sup>		I	I	I	I	I
106	10 μF	E <sup>(1)</sup>	E <sup>(1)</sup>				X'	X'	X'	X <sup>(1)</sup>		I	I	I	I	I
226	22 μF						X <sup>(1)</sup>	X <sup>(1)</sup>				I	I <sup>(1)</sup>	I <sup>(1)</sup>	I <sup>(1)</sup>	
476	47 μF											I <sup>(1)</sup>	I <sup>(1)</sup>			
686	68 μF															
107	100 μF															

Notes

- Letters indicate product thickness, see packaging quantities
- <sup>(1)</sup> Not in 10 % (code "K") tolerance
- <sup>(2)</sup> Not in 20 % (code "M") tolerance

SELECTION CHART												
DIELECTRIC		X5R										
STYLE		VJ1206					VJ1210					
SIZE CODE		1206					1210					
VOLTAGE (V <sub>DC</sub> )		6.3 V	10 V	16 V	25 V	50 V	4 V	6.3 V	10 V	16 V	25 V	50 V
VOLTAGE CODE		Y	Q	J	X	A	S	Y	Q	J	X	A
CAP. CODE	CAP.											
105	1.0 μF											
155	1.5 μF		J	J					K	K		
225	2.2 μF		J	J	P	P <sup>(2)</sup>			K	K		
335	3.3 μF		P	P	P							
475	4.7 μF	P	P	P	P	P			K	K	K	
685	6.8 μF	P	P									
106	10 μF	P	P	P	P	P			K	K	K	M
226	22 μF	P	P	P	P <sup>(2)</sup>			M	M	M	M	
476	47 μF	P	P					M	M	M		
107	100 μF	P <sup>(1)</sup>						M <sup>(1)</sup>	M <sup>(1)</sup>			
227	220 μF						M <sup>(1)</sup>					

Notes

- Letters indicate product thickness, see packaging quantities
- <sup>(1)</sup> Not in 10 % (code "K") tolerance
- <sup>(2)</sup> Not in 20 % (code "M") tolerance



SELECTION CHART																	
DIELECTRIC		X7R															
STYLE		VJ0402					VJ0603					VJ0805					
SIZE CODE		0402					0603					0805					
VOLTAGE (V <sub>DC</sub> )		6.3 V	10 V	16 V	25 V	50 V	100 V	10 V	16 V	25 V	50 V	100 V	10 V	16 V	25 V	50 V	100 V
VOLTAGE CODE		Y	Q	J	X	A	B	Q	J	X	A	B	Q	J	X	A	B
CAP. CODE		CAP.															
101	100 pF		N	N	N	N		S <sup>(1)</sup>	S <sup>(1)</sup>	S <sup>(1)</sup>	S <sup>(1)</sup>	S <sup>(1)</sup>	B <sup>(1)</sup>	B <sup>(1)</sup>	B <sup>(1)</sup>	B <sup>(1)</sup>	B <sup>(1)</sup>
121	120 pF		N	N	N	N		S <sup>(1)</sup>	S <sup>(1)</sup>	S <sup>(1)</sup>	S <sup>(1)</sup>	S <sup>(1)</sup>	B <sup>(1)</sup>	B <sup>(1)</sup>	B <sup>(1)</sup>	B <sup>(1)</sup>	B <sup>(1)</sup>
151	150 pF		N	N	N	N		S <sup>(1)</sup>	S <sup>(1)</sup>	S <sup>(1)</sup>	S <sup>(1)</sup>	S <sup>(1)</sup>	B <sup>(1)</sup>	B <sup>(1)</sup>	B <sup>(1)</sup>	B <sup>(1)</sup>	B <sup>(1)</sup>
181	180 pF		N	N	N	N		S <sup>(1)</sup>	S <sup>(1)</sup>	S <sup>(1)</sup>	S <sup>(1)</sup>	S <sup>(1)</sup>	B <sup>(1)</sup>	B <sup>(1)</sup>	B <sup>(1)</sup>	B <sup>(1)</sup>	B <sup>(1)</sup>
221	220 pF		N	N	N	N		S <sup>(1)</sup>	S <sup>(1)</sup>	S <sup>(1)</sup>	S <sup>(1)</sup>	S <sup>(1)</sup>	B <sup>(1)</sup>	B <sup>(1)</sup>	B <sup>(1)</sup>	B <sup>(1)</sup>	B <sup>(1)</sup>
271	270 pF		N	N	N	N		S <sup>(1)</sup>	S <sup>(1)</sup>	S <sup>(1)</sup>	S <sup>(1)</sup>	S <sup>(1)</sup>	B <sup>(1)</sup>	B <sup>(1)</sup>	B <sup>(1)</sup>	B <sup>(1)</sup>	B <sup>(1)</sup>
331	330 pF		N	N	N	N		S <sup>(1)</sup>	S <sup>(1)</sup>	S <sup>(1)</sup>	S <sup>(1)</sup>	S <sup>(1)</sup>	B <sup>(1)</sup>	B <sup>(1)</sup>	B <sup>(1)</sup>	B <sup>(1)</sup>	B <sup>(1)</sup>
391	390 pF		N	N	N	N		S <sup>(1)</sup>	S <sup>(1)</sup>	S <sup>(1)</sup>	S <sup>(1)</sup>	S <sup>(1)</sup>	B <sup>(1)</sup>	B <sup>(1)</sup>	B <sup>(1)</sup>	B <sup>(1)</sup>	B <sup>(1)</sup>
471	470 pF		N	N	N	N		S	S	S	S	S	B	B	B	B	B
561	560 pF		N	N	N	N		S	S	S	S	S	B	B	B	B	B
681	680 pF		N	N	N	N		S	S	S	S	S	B	B	B	B	B
821	820 pF		N	N	N	N		S	S	S	S	S	B	B	B	B	B
102	1.0 nF		N	N	N	N		S	S	S	S	S	B	B	B	B	B
122	1.2 nF		N	N	N	N		S	S	S	S	S	B	B	B	B	B
152	1.5 nF		N	N	N	N		S	S	S	S	S	B	B	B	B	B
182	1.8 nF		N	N	N	N		S	S	S	S	S	B	B	B	B	B
222	2.2 nF		N	N	N	N		S	S	S	S	S	B	B	B	B	B
272	2.7 nF		N	N	N	N		S	S	S	S	S	B	B	B	B	B
332	3.3 nF		N	N	N	N		S	S	S	S	S	B	B	B	B	B
392	3.9 nF		N	N	N	N		S	S	S	S	S	B	B	B	B	B
472	4.7 nF		N	N	N	N		S	S	S	S	S	B	B	B	B	B
562	5.6 nF		N	N	N	N		S	S	S	S	S	B	B	B	B	B
682	6.8 nF		N	N	N	N		S	S	S	S	S	B	B	B	B	B
822	8.2 nF		N	N	N	N		S	S	S	S	S	B	B	B	B	B
103	10 nF		N	N	N	N		S	S	S	S	S	B	B	B	B	B
123	12 nF		N	N	N			S	S	S	S		B	B	B	B	B
153	15 nF		N	N	N			S	S	S	S		B	B	B	B	B
183	18 nF		N	N	N			S	S	S	S		B	B	B	B	B
223	22 nF		N	N	N			S	S	S	S	X <sup>(2)</sup>	B	B	B	B	B
273	27 nF		N	N	N			S	S	S	S		B	B	B	B	D
333	33 nF		N	N	N			S	S	S	X		B	B	B	B	D
393	39 nF		N	N	N			S	S	S	X		B	B	B	B	D
473	47 nF		N	N	N	N <sup>(2)</sup>		S	S	S	X	X <sup>(2)</sup>	B	B	B	B	D
563	56 nF		N	N				S	S	S	X		B	B	B	B	D
683	68 nF		N	N				S	S	S	X		B	B	B	B	D
823	82 nF		N	N				S	S	S	X		B	B	B	B	D
104	100 nF		N	N	N			S	S	S	X	X <sup>(2)</sup>	B	B	B	B/D	D
124	120 nF							S	S	X			B	B	B	D	
154	150 nF							S	S	X			D	D	D	D	
184	180 nF							S	S	X			D	D	D	D	
224	220 nF				N <sup>(2)</sup>			S	S	X	X <sup>(2)</sup>		D	D	D	D	I <sup>(2)</sup>
274	270 nF							X	X	X			D	D	D		
334	330 nF							X	X	X			D	D	D	I	
394	390 nF							X	X	X			D	D	D		
474	470 nF		N <sup>(2)</sup>					X	X	X	X <sup>(2)</sup>		D	D	D	I	I <sup>(2)</sup>
564	560 nF							X	X				D	D	D		
684	680 nF							X	X				D	D	D		
824	820 nF							X	X				D	D	D		
105	1.0 µF	N <sup>(2)</sup>						X	X	X <sup>(1)</sup>	X <sup>(2)</sup>		D	D	D	I <sup>(1)</sup>	
155	1.5 µF												I	I <sup>(1)</sup>	I <sup>(1)</sup>		
225	2.2 µF							X <sup>(1)</sup>	X <sup>(2)</sup>				I	I	I	I <sup>(2)</sup>	
335	3.3 µF																
475	4.7 µF												I <sup>(1)</sup>	I <sup>(1)</sup>	I <sup>(1)</sup>		
685	6.8 µF																
106	10 µF												I <sup>(1)</sup>	I <sup>(3)</sup>			
156	15 µF																
226	22 µF																
336	33 µF																
476	47 µF																
686	68 µF																

Notes

- Letters indicate product thickness, see packaging quantities
- (1) Not in 5 % (code "J") tolerance
- (2) Only in 10 % (code "K") tolerance
- (3) Only in 20 % (code "M") tolerance





SELECTION CHART												
DIELECTRIC		X7R										
STYLE		VJ1206					VJ1210					
SIZE CODE		1206					1210					
VOLTAGE (V <sub>DC</sub> )		10 V	16 V	25 V	50 V	100 V	6.3 V	10 V	16 V	25 V	50 V	100 V
VOLTAGE CODE		Q	J	X	A	B	Y	Q	J	X	A	B
CAP. CODE	CAP.											
101	100 pF											
121	120 pF											
151	150 pF	B <sup>(1)</sup>	B <sup>(1)</sup>	B <sup>(1)</sup>	B <sup>(1)</sup>	B <sup>(1)</sup>						
181	180 pF	B <sup>(1)</sup>	B <sup>(1)</sup>	B <sup>(1)</sup>	B <sup>(1)</sup>	B <sup>(1)</sup>						
221	220 pF	B <sup>(1)</sup>	B <sup>(1)</sup>	B <sup>(1)</sup>	B <sup>(1)</sup>	B <sup>(1)</sup>						
271	270 pF	B <sup>(1)</sup>	B <sup>(1)</sup>	B <sup>(1)</sup>	B <sup>(1)</sup>	B <sup>(1)</sup>						
331	330 pF	B <sup>(1)</sup>	B <sup>(1)</sup>	B <sup>(1)</sup>	B <sup>(1)</sup>	B <sup>(1)</sup>						
391	390 pF	B <sup>(1)</sup>	B <sup>(1)</sup>	B <sup>(1)</sup>	B <sup>(1)</sup>	B <sup>(1)</sup>						
471	470 pF	B	B	B	B	B						
561	560 pF	B	B	B	B	B						
681	680 pF	B	B	B	B	B						
821	820 pF	B	B	B	B	B						
102	1.0 nF	B	B	B	B	B		C	C	C	C	C
122	1.2 nF	B	B	B	B	B		C	C	C	C	C
152	1.5 nF	B	B	B	B	B		C	C	C	C	C
182	1.8 nF	B	B	B	B	B		C	C	C	C	C
222	2.2 nF	B	B	B	B	B		C	C	C	C	C
272	2.7 nF	B	B	B	B	B		C	C	C	C	C
332	3.3 nF	B	B	B	B	B		C	C	C	C	C
392	3.9 nF	B	B	B	B	B		C	C	C	C	C
472	4.7 nF	B	B	B	B	B		C	C	C	C	C
562	5.6 nF	B	B	B	B	B		C	C	C	C	C
682	6.8 nF	B	B	B	B	B		C	C	C	C	C
822	8.2 nF	B	B	B	B	B		C	C	C	C	C
103	10 nF	B	B	B	B	B		C	C	C	C	C
123	12 nF	B	B	B	B	B		C	C	C	C	C
153	15 nF	B	B	B	B	B		C	C	C	C	C
183	18 nF	B	B	B	B	B		C	C	C	C	C
223	22 nF	B	B	B	B	B		C	C	C	C	C
273	27 nF	B	B	B	B	B		C	C	C	C	C
333	33 nF	B	B	B	B	B		C	C	C	C	C
393	39 nF	B	B	B	B	B		C	C	C	C	C
473	47 nF	B	B	B	B	B		C	C	C	C	C
563	56 nF	B	B	B	B	B		C	C	C	C	C
683	68 nF	B	B	B	B	B		C	C	C	C	C
823	82 nF	B	B	B	B	D		C	C	C	C	C
104	100 nF	B	B	B	B	D		C	C	C	C	C
124	120 nF	B	B	B	B	D		C	C	C	C	C
154	150 nF	C	C	C	C	G		C	C	C	C	D
184	180 nF	C	C	C	C	G		C	C	C	C	D
224	220 nF	C	C	C	C	G		C	C	C	C	D
274	270 nF	C	C	C	D	G		C	C	C	C	G
334	330 nF	C	C	C	D	G		C	C	C	D	G
394	390 nF	C	C	J	P	G		C	C	C	D	M
474	470 nF	J	J	J	P	G		C	C	C	D	M
564	560 nF	J	J	J	P	P		D	D	D	D	M
684	680 nF	J	J	J	P	P		D	D	D	D	K
824	820 nF	J	J	J	P	P		D	D	D	D	K
105	1.0 μF	J	J	J	P	P		D	D	D	D	K
155	1.5 μF	J	J	P								M
225	2.2 μF	J	J	P	P <sup>(1)</sup>	P <sup>(2)</sup>			K	G	M <sup>(1)</sup>	M
335	3.3 μF	P	P	P					K <sup>(2)</sup>	G <sup>(1)</sup>		
475	4.7 μF	P	P	P	P <sup>(1)</sup>			K	K	K <sup>(1)</sup>	M <sup>(1)</sup>	
685	6.8 μF											
106	10 μF	P	P <sup>(1)</sup>	P <sup>(1)</sup>				K	K	K <sup>(1)</sup>	M <sup>(1)</sup>	
156	15 μF											
226	22 μF	P <sup>(1)</sup>	P <sup>(3)</sup>					M <sup>(2)</sup>	M <sup>(1)</sup>	M <sup>(1)</sup>		
336	33 μF											
476	47 μF						M <sup>(2)</sup>	M <sup>(1)</sup>				
686	68 μF											
107	100 μF											

**Notes**

- Letters indicate product thickness, see packaging quantities

- <sup>(1)</sup> Not in 5 % (code "J") tolerance
- <sup>(2)</sup> Only in 10 % (code "K") tolerance
- <sup>(3)</sup> Only in 20 % (code "M") tolerance



SELECTION CHART																	
DIELECTRIC		Y5V															
STYLE		VJ0402					VJ0603					VJ0805					
SIZE CODE		0402					0603					0805					
VOLTAGE (V <sub>DC</sub> )		6.3 V	10 V	16 V	25 V	50 V	100 V	10 V	16 V	25 V	50 V	100 V	10 V	16 V	25 V	50 V	100 V
VOLTAGE CODE		Y	Q	J	X	A	B	Q	J	X	A	B	Q	J	X	A	B
CAP. CODE	CAP.																
102	1.0 nF																
122	1.2 nF																
152	1.5 nF																
182	1.8 nF																
222	2.2 nF																
272	2.7 nF																
332	3.3 nF																
392	3.9 nF																
472	4.7 nF																
562	5.6 nF																
682	6.8 nF																
822	8.2 nF																
103	10 nF		N	N	N	N		S	S	S	S		A	A	A	A	B
123	12 nF		N	N	N	N		S	S	S	S		A	A	A	A	
153	15 nF		N	N	N	N		S	S	S	S		A	A	A	A	B
183	18 nF		N	N	N	N		S	S	S	S		A	A	A	A	
223	22 nF		N	N	N	N		S	S	S	S		A	A	A	A	B
273	27 nF		N	N	N	N		S	S	S	S		A	A	A	A	
333	33 nF		N	N	N	N		S	S	S	S		A	A	A	A	B
393	39 nF		N	N	N			S	S	S	S		A	A	A	A	
473	47 nF		N	N	N			S	S	S	S		A	A	A	A	B
563	56 nF		N	N	N <sup>(1)</sup>			S	S	S	S		A	A	A	A	
683	68 nF		N	N	N			S	S	S	S		A	A	A	A	B
823	82 nF		N	N				S	S	S	S		A	A	A	A	
104	100 nF		N	N	N			S	S	S	S		A	A	A	A	B
154	150 nF		N					S	S	S	S		A	A	A	A	
224	220 nF	N	N					S	S	S	S		A	A	A	A	
334	330 nF	N	N					S	S	S			B	B	B	B	
474	470 nF	N	N					S	S	X			B	B	B	B	
684	680 nF							S	X				B	B	D	D	
105	1.0 μF	N	N					S	X				B	B	D	D	
155	1.5 μF							S					D	D			
225	2.2 μF							S					D	D			
335	3.3 μF												D	D			
475	4.7 μF												D	D			
685	6.8 μF												I				
106	10 μF												I				
226	22 μF																
336	33 μF																
476	47 μF																
686	68 μF																
107	100 μF																

**Notes**

- Letters indicate product thickness, please see packaging quantities
- <sup>(1)</sup> Not in 20 % (code "M") tolerance



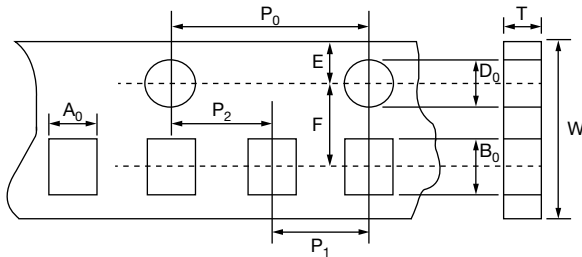
SELECTION CHART														
DIELECTRIC		Y5V												
STYLE		VJ1206						VJ1210						
SIZE CODE		1206						1210						
VOLTAGE (V <sub>DC</sub> )		10 V	16 V	25 V	35 V	50 V	100 V	6.3 V	10 V	16 V	25 V	35 V	50 V	100 V
VOLTAGE CODE		Q	J	X	Z	A	B	Y	Q	J	X	Z	A	B
CAP. CODE	CAP.													
102	1.0 nF													
122	1.2 nF													
152	1.5 nF													
182	1.8 nF													
222	2.2 nF													
272	2.7 nF													
332	3.3 nF													
392	3.9 nF													
472	4.7 nF													
562	5.6 nF													
682	6.8 nF													
822	8.2 nF													
103	10 nF	B	B	B		B	B							C
123	12 nF	B	B	B		B								
153	15 nF	B	B	B		B	B							C
183	18 nF	B	B	B		B								
223	22 nF	B	B	B		B	B							C
273	27 nF	B	B	B		B								
333	33 nF	B	B	B		B	B							C
393	39 nF	B	B	B		B								
473	47 nF	B	B	B		B	B							C
563	56 nF	B	B	B		B								
683	68 nF	B	B	B		B	B							C
823	82 nF	B	B	B		B								
104	100 nF	B	B	B		B	B		C	C	C		C	C
154	150 nF	B	B	B		B	C		C	C	C		C	C
224	220 nF	B	B	B		B	C		C	C	C		C	C
334	330 nF	B	B	B		B			C	C	C		C	C
474	470 nF	B	B	B		B			C	C	C		C	
684	680 nF	B	B	B		B			C	C	C		C	
105	1.0 μF	C	C	C		C			C	C	C		C	
155	1.5 μF	C	C	C					C	C	C			
225	2.2 μF	C	C	C					C	C	C		G	
335	3.3 μF	J	J	J					C	C	C			
475	4.7 μF	J	J	J	J				C	C	D		G	
685	6.8 μF	J	J						C	C	D			
106	10 μF	J	J						D	D	G	K		
226	22 μF	P							K	K				
336	33 μF													
476	47 μF								K	K				
686	68 μF													
107	100 μF								M					

**Note**

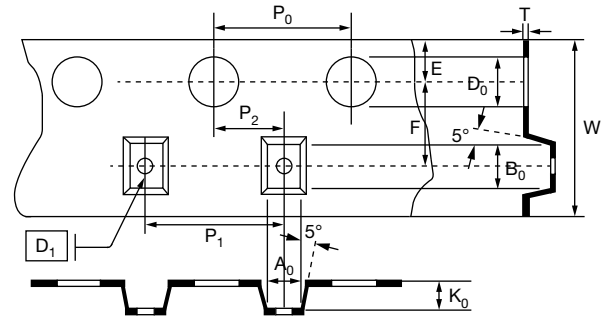
- Letters indicate product thickness, please see packaging quantities



PACKAGING QUANTITIES						
SIZE CODE (inch / mm)	MAX. THICKNESS (mm)	THICKNESS SYMBOL	PAPER TAPE		PLASTIC TAPE	
			7" REEL (C)	13" REEL (P)	7" REEL (T)	13" REEL (R)
0402 (1002)	0.55	N	10K	50K		
	0.70	E	10K			
0603 (1608)	0.87	S	4K	15K		
	0.95	X	4K	15K		
	1.00	X'	4K	15K		
0805 (2012)	0.75	A	4K	15K		
	0.95	B, T	4K	15K		
	1.40	D			3K	10K
	1.45	I			3K	10K
1206 (3216)	0.95	B	4K	15K		
	1.05	C			3K	10K
	1.30	J			3K	10K
	1.35	D			3K	10K
	1.80	G			2K	
	1.90	P			2K	
1210 (3225)	1.05	C			3K	10K
	1.35	D			3K	10K
	1.80	G			2K	
	2.20	K			1K	
	2.80	M			1K	

**TAPE AND REEL SPECIFICATION**


Dimensions of paper tape



Dimensions of plastic tape

DIMENSIONS PAPER TAPE in millimeters						
SIZE CODE	0402		0603	0805		1206
THICKNESS	N	E	S, X, X'	A	B, T	B
A <sub>0</sub>	0.62 ± 0.05	0.70 ± 0.10	1.02 ± 0.05	1.50 ± 0.10	1.50 ± 0.10	2.00 ± 0.10
B <sub>0</sub>	1.12 ± 0.05	1.20 ± 0.10	1.80 ± 0.05	2.30 ± 0.10	2.30 ± 0.10	3.50 ± 0.10
T	0.60 ± 0.05	0.70 ± 0.10	0.95 ± 0.05	0.75 ± 0.05	0.95 ± 0.05	0.95 ± 0.05
K <sub>0</sub>	-	-	-	-	-	-
W	8.00 ± 0.10	8.00 ± 0.10	8.00 ± 0.10	8.00 ± 0.10	8.00 ± 0.10	8.00 ± 0.10
P <sub>0</sub>	4.00 ± 0.10	4.00 ± 0.10	4.00 ± 0.10	4.00 ± 0.10	4.00 ± 0.10	4.00 ± 0.10
10 x P <sub>0</sub>	40.0 ± 0.10	40.0 ± 0.10	40.0 ± 0.10	40.0 ± 0.10	40.0 ± 0.10	40.0 ± 0.10
P <sub>1</sub>	2.00 ± 0.05	2.00 ± 0.05	4.00 ± 0.10	4.00 ± 0.10	4.00 ± 0.10	4.00 ± 0.10
P <sub>2</sub>	2.00 ± 0.05	2.00 ± 0.05	2.00 ± 0.05	2.00 ± 0.05	2.00 ± 0.05	2.00 ± 0.05
D <sub>0</sub>	1.55 ± 0.05	1.55 ± 0.05	1.55 ± 0.05	1.55 ± 0.05	1.55 ± 0.05	1.50 ± 0.05
D <sub>1</sub>	-	-	-	-	-	-
E	1.75 ± 0.05	1.75 ± 0.05	1.75 ± 0.05	1.75 ± 0.05	1.75 ± 0.05	1.75 ± 0.10
F	3.50 ± 0.05	3.50 ± 0.05	3.50 ± 0.05	3.50 ± 0.05	3.50 ± 0.05	3.50 ± 0.05

DIMENSIONS PLASTIC TAPE in millimeters						
SIZE CODE	0805	1206		1210		
THICKNESS	D, I	C, J, D	G, P	C, D	G, K	M
A <sub>0</sub>	< 1.57	< 1.85	< 1.95	< 2.97	< 2.97	< 2.97
B <sub>0</sub>	< 2.40	< 3.46	< 3.67	< 3.73	< 3.73	< 3.73
T	0.23 ± 0.05	0.23 ± 0.05	0.23 ± 0.05	0.23 ± 0.05	0.23 ± 0.05	0.23 ± 0.05
K <sub>0</sub>	< 2.50	< 2.50	< 2.50	< 2.50	< 2.50	< 3.00
W	8.00 ± 0.10	8.00 ± 0.10	8.00 ± 0.10	8.00 ± 0.10	8.00 ± 0.10	8.00 ± 0.10
P <sub>0</sub>	4.00 ± 0.10	4.00 ± 0.10	4.00 ± 0.10	4.00 ± 0.10	4.00 ± 0.10	4.00 ± 0.10
10 x P <sub>0</sub>	40.0 ± 0.10	40.0 ± 0.10	40.0 ± 0.10	40.0 ± 0.10	40.0 ± 0.10	40.0 ± 0.10
P <sub>1</sub>	4.00 ± 0.10	4.00 ± 0.10	4.00 ± 0.10	4.00 ± 0.10	4.00 ± 0.10	4.00 ± 0.10
P <sub>2</sub>	2.00 ± 0.05	2.00 ± 0.05	2.00 ± 0.05	2.00 ± 0.05	2.00 ± 0.05	2.00 ± 0.05
D <sub>0</sub>	1.50 ± 0.05	1.50 ± 0.05	1.50 ± 0.05	1.50 ± 0.05	1.50 ± 0.05	1.50 ± 0.05
D <sub>1</sub>	1.00 ± 0.10	1.00 ± 0.10	1.00 ± 0.10	1.00 ± 0.10	1.00 ± 0.10	1.00 ± 0.10
E	1.75 ± 0.10	1.75 ± 0.10	1.75 ± 0.10	1.75 ± 0.10	1.75 ± 0.10	1.75 ± 0.10
F	3.50 ± 0.05	3.50 ± 0.05	3.50 ± 0.05	3.50 ± 0.05	3.50 ± 0.05	3.50 ± 0.05

## REEL SPECIFICATION



## REEL DIMENSIONS in millimeters

SYMBOL	7" REEL	13" REEL
A	13.0 ± 0.5	13.0 ± 0.5
B	9.0 ± 1.0	9.0 ± 1.0
C	178.0 ± 1.0	330.0 ± 1.0
D	60.0 ± 1.0	100.0 ± 1.0

## CONSTRUCTION

NO.	NAME	COG (NP0) / X5R / X7R / Y5V
1	Ceramic material	BaTiO <sub>3</sub> based
2	Inner electrode	Ni
3	Termination	Inner layer
4		Middle layer
5		Outer layer
		Sn (matt)



## STORAGE AND HANDLING CONDITIONS

- (1) To store products at 5 °C to 40 °C ambient temperature and 20 % to 70 % relative humidity conditions.
- (2) The product is recommended to be used within one year after shipment. Check solderability in case of shelf life extension is needed.

### Cautions:

- a. The corrosive gas reacts on the terminal electrodes of capacitors, and results in the poor solderability. Do not store the capacitors in the ambience of corrosive gas (e.g., hydrogen sulfide, sulfur dioxide, chlorine, ammonia gas etc.)
- b. In corrosive atmosphere, solderability might be degraded, and silver migration might occur to cause low reliability.
- c. Due to the dewing by rapid humidity change, or the photochemical change of the terminal electrode by direct sunlight, the solderability and electrical performance may deteriorate. Do not store capacitors under direct sunlight or dewing condition. To store products on the shelf and avoid exposure to moisture.



## **Disclaimer**

ALL PRODUCT, PRODUCT SPECIFICATIONS AND DATA ARE SUBJECT TO CHANGE WITHOUT NOTICE TO IMPROVE RELIABILITY, FUNCTION OR DESIGN OR OTHERWISE.

Vishay Intertechnology, Inc., its affiliates, agents, and employees, and all persons acting on its or their behalf (collectively, "Vishay"), disclaim any and all liability for any errors, inaccuracies or incompleteness contained in any datasheet or in any other disclosure relating to any product.

Vishay makes no warranty, representation or guarantee regarding the suitability of the products for any particular purpose or the continuing production of any product. To the maximum extent permitted by applicable law, Vishay disclaims (i) any and all liability arising out of the application or use of any product, (ii) any and all liability, including without limitation special, consequential or incidental damages, and (iii) any and all implied warranties, including warranties of fitness for particular purpose, non-infringement and merchantability.

Statements regarding the suitability of products for certain types of applications are based on Vishay's knowledge of typical requirements that are often placed on Vishay products in generic applications. Such statements are not binding statements about the suitability of products for a particular application. It is the customer's responsibility to validate that a particular product with the properties described in the product specification is suitable for use in a particular application. Parameters provided in datasheets and / or specifications may vary in different applications and performance may vary over time. All operating parameters, including typical parameters, must be validated for each customer application by the customer's technical experts. Product specifications do not expand or otherwise modify Vishay's terms and conditions of purchase, including but not limited to the warranty expressed therein.

Except as expressly indicated in writing, Vishay products are not designed for use in medical, life-saving, or life-sustaining applications or for any other application in which the failure of the Vishay product could result in personal injury or death. Customers using or selling Vishay products not expressly indicated for use in such applications do so at their own risk. Please contact authorized Vishay personnel to obtain written terms and conditions regarding products designed for such applications.

No license, express or implied, by estoppel or otherwise, to any intellectual property rights is granted by this document or by any conduct of Vishay. Product names and markings noted herein may be trademarks of their respective owners.

单击下面可查看定价，库存，交付和生命周期等信息

[>>Vishay\(威世\)](#)

[>>点击查看相关商品](#)