

3.5 mm×2.9 mm Side-operational SMD Light Touch Switches

Type: **EVQP7/EVQP3/EVQ9P7**



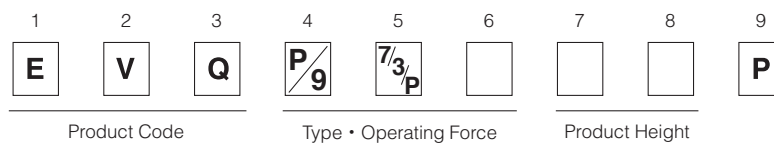
■ Features

- External dimensions : 3.5 mm×2.9 mm, Height 1.35 mm
- A wide range of terminal type : L-shape, J-bent, Straight
- High mount ability
- Push plate strength enhanced type

■ Recommended Applications

- Operation switches for portable electronic equipment (Mobile phones, Digital still cameras, Camcorders, Portable audio players, etc.)

■ Explanation of Part Numbers


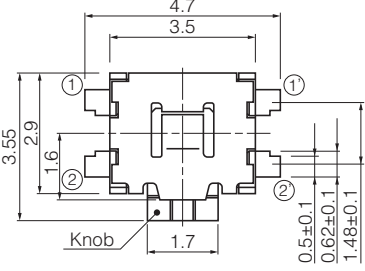
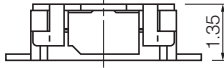
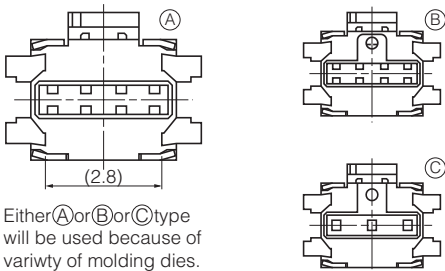
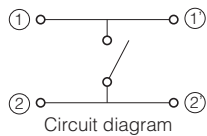
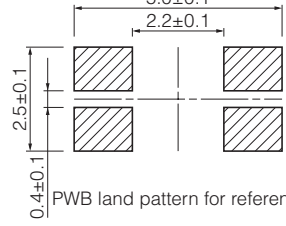

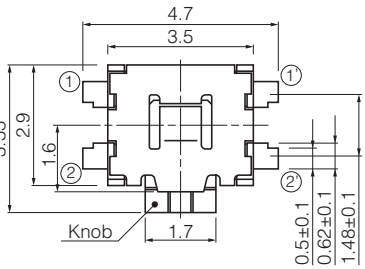
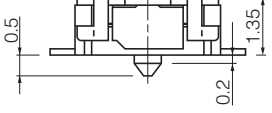
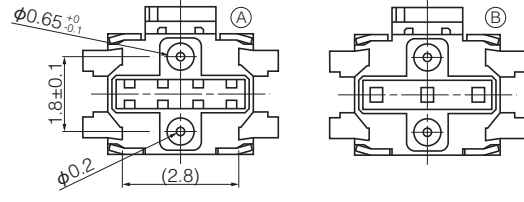
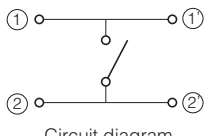
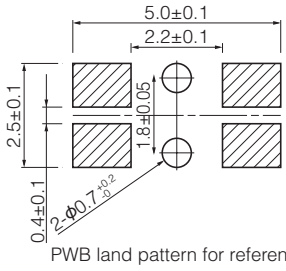


■ Specifications

Type		Snap action / Push-on type SPST
Electrical	Rating	10 μA 2 V DC to 50 mA 12 V DC (Resistive load)
	Contact Resistance	500 mΩ max.
	Insulation Resistance	100 MΩ min. (at 100 V DC)
	Dielectric Withstanding Voltage	250 V AC for 1 minute
	Bouncing	10 ms max. (ON, OFF)
Mechanical	Operating Force	1.6 N, 2.2 N
	Push Travel	0.2 mm
	Push Strength	30 N (1 minute)
Endurance	Operating Life	100,000 cycles min.
Operating Temperature		-20 °C to +70 °C
Storage Temperature		-40 °C to +85 °C (Bulk) -20 °C to +60 °C (Taping)
Minimum Quantity/Packing Unit		5,000 pcs. Embossed Taping (Reel Pack)
Quantity/Carton		25,000 pcs.


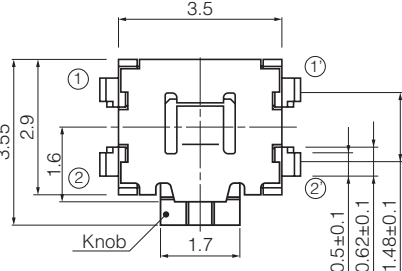
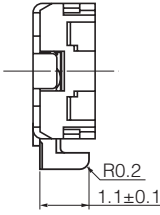
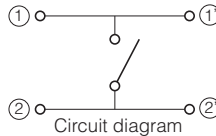
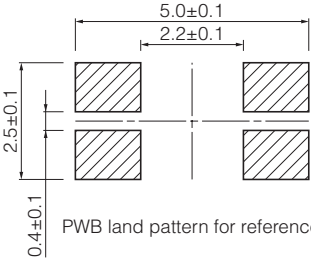
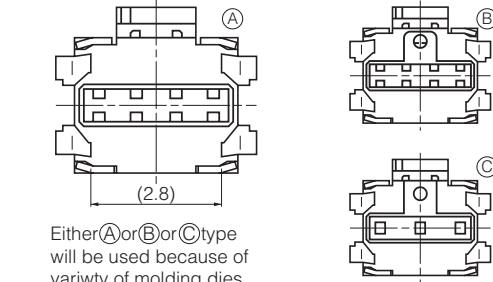

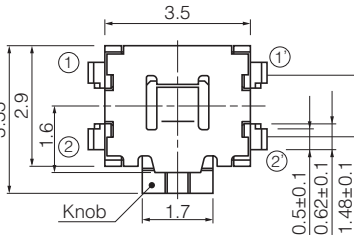
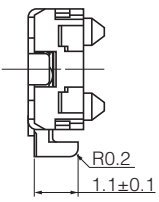
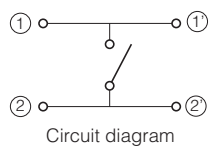
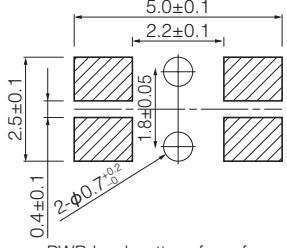
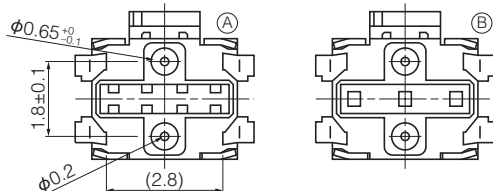
Design and specifications are each subject to change without notice. Ask factory for the current technical specifications before purchase and/or use.
Should a safety concern arise regarding this product, please be sure to contact us immediately.

■ Dimensions in mm (not to scale)

<p>No. 1</p> <p>EVQP7A EVQP7J</p> <p>(Embossed Taping)</p> <p>With straight terminals Without boss</p> 	<p>General dimension tolerance : ± 0.2 () dimensions are reference dimensions.</p>    <p>Either (A) or (B) or (C) type will be used because of variety of molding dies.</p>  <p>Circuit diagram</p>  <p>PWB land pattern for reference</p>			
<p>Part Numbers</p>	<p>Operating Force</p>	<p>Height</p>	<p>Push Plate Color</p>	<p>Operating Life</p>
<p>EVQP7A01P</p>	<p>2.2 N</p>	<p>1.35 mm</p>	<p>Black</p>	<p>100,000 cycles</p>
<p>EVQP7J01P</p>	<p>1.6 N</p>	<p>1.35 mm</p>	<p>Black</p>	<p>100,000 cycles</p>
<p>No. 2</p> <p>EVQP7C EVQP7L</p> <p>(Embossed Taping)</p> <p>With straight terminals With boss</p> 	<p>General dimension tolerance : ± 0.2 () dimensions are reference dimensions.</p>    <p>Either (A) or (B) type will be used because of variety of molding dies.</p>  <p>Circuit diagram</p>  <p>PWB land pattern for reference</p>			
<p>Part Numbers</p>	<p>Operating Force</p>	<p>Height</p>	<p>Push Plate Color</p>	<p>Operating Life</p>
<p>EVQP7C01P</p>	<p>2.2 N</p>	<p>1.35 mm</p>	<p>Black</p>	<p>100,000 cycles</p>
<p>EVQP7L01P</p>	<p>1.6 N</p>	<p>1.35 mm</p>	<p>Black</p>	<p>100,000 cycles</p>

Design and specifications are each subject to change without notice. Ask factory for the current technical specifications before purchase and/or use.
Should a safety concern arise regarding this product, please be sure to contact us immediately.

■ Dimensions in mm (not to scale)

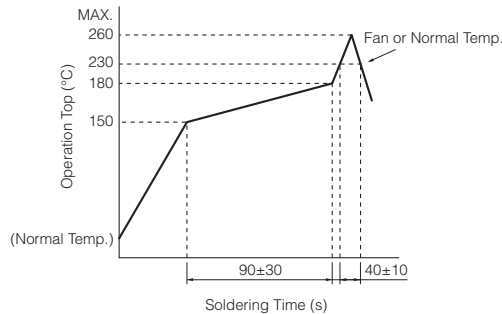
<p>No. 3</p> <p>EVQP7B EVQP7K</p> <p>(Embossed Taping)</p> <p>With J-bent terminals</p> <p>Without boss</p> 	<p>General dimension tolerance : ± 0.2 () dimensions are reference dimensions.</p>      <p>Either (A) or (B) type will be used because of variety of molding dies.</p>			
<p>Part Numbers</p>	<p>Operating Force</p>	<p>Height</p>	<p>Push Plate Color</p>	<p>Operating Life</p>
<p>EVQP7B01P</p>	<p>2.2 N</p>	<p>1.35 mm</p>	<p>Black</p>	<p>100,000 cycles</p>
<p>EVQP7K01P</p>	<p>1.6 N</p>	<p>1.35 mm</p>	<p>Black</p>	<p>100,000 cycles</p>
<p>No. 4</p> <p>EVQP7D EVQP7M</p> <p>(Embossed Taping)</p> <p>With J-bent terminals</p> <p>With boss</p> 	<p>General dimension tolerance : ± 0.2 () dimensions are reference dimensions.</p>      <p>Either (A) or (B) type will be used because of variety of molding dies.</p>			
<p>Part Numbers</p>	<p>Operating Force</p>	<p>Height</p>	<p>Push Plate Color</p>	<p>Operating Life</p>
<p>EVQP7D01P</p>	<p>2.2 N</p>	<p>1.35 mm</p>	<p>Black</p>	<p>100,000 cycles</p>
<p>EVQP7M01P</p>	<p>1.6 N</p>	<p>1.35 mm</p>	<p>Black</p>	<p>100,000 cycles</p>

Design and specifications are each subject to change without notice. Ask factory for the current technical specifications before purchase and/or use.
Should a safety concern arise regarding this product, please be sure to contact us immediately.

■ Dimensions in mm (not to scale)

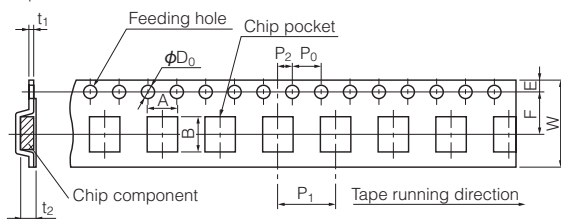
<p>No. 5</p> <p>EVQP3 EVQ9P</p> <p>(Embossed Taping)</p> <p>With L-shape terminals Without boss</p>	<p>Either(A)or(B)or(C)type will be used because of variety of molding dies.</p>	<p>General dimension tolerance : ± 0.2 () dimensions are reference dimensions.</p> <p>Circuit diagram</p> <p>Through Hole PWB land pattern for reference</p>		
Part Numbers	Operating Force	Height	Push Plate Color	Operating Life
EVQP3401P	2.2 N	1.35 mm	Black	100,000 cycles
EVQ9P701P	1.6 N	1.35 mm	Black	100,000 cycles

■ Recommended Reflow Soldering Conditions



● Embossed Carrier Taping

Tape width=12.0 mm



Taping condition : Lack of products in the middle of taping should be one MAX, but total quantity specified in the specifications should be secured.
 Peeling off strength of top tape : It should be within 0.2N to 1.0N at 165 degree in peeling off angle.
 Joint of carrier tape : One joint per one reel may exist.

● Straight terminals, L-shape terminals type

Unit: mm

Part No.	Height	A	B	W	F	E	P ₁	P ₂	P ₀	D ₀ Dia.	t ₁	t ₂
EVQP7, EVQP3 EVQ9P7	1.35	5.2±0.2	4.5±0.2	12.0±0.3	5.5±0.1	1.75±0.10	8.0±0.1	2.0±0.1	4.0±0.1	1.5 ^{+0.1} _{-0.1}	0.3±0.1	1.5±0.2

● J-bent type

Unit: mm

Part No.	Height	A	B	W	F	E	P ₁	P ₂	P ₀	D ₀ Dia.	t ₁	t ₂
EVQP7, EVQP3	1.35	4.5±0.2	4.5±0.2	12.0±0.3	5.5±0.1	1.75±0.10	8.0±0.1	2.0±0.1	4.0±0.1	1.5 ^{+0.1} _{-0.1}	0.3±0.1	1.5±0.2

Design and specifications are each subject to change without notice. Ask factory for the current technical specifications before purchase and/or use.
 Should a safety concern arise regarding this product, please be sure to contact us immediately.

单击下面可查看定价，库存，交付和生命周期等信息

[>>Panasonic\(松下\)](#)