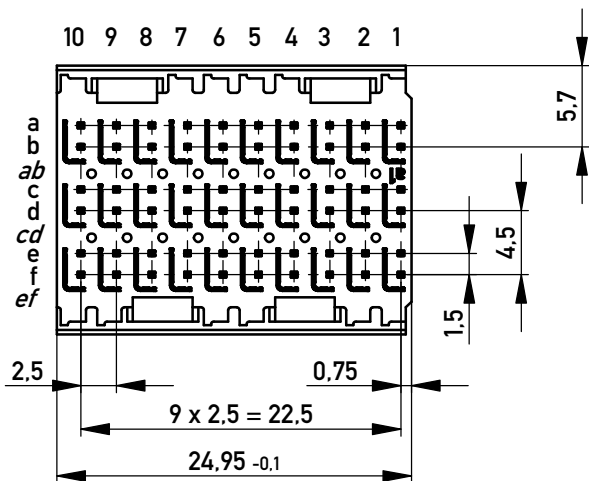
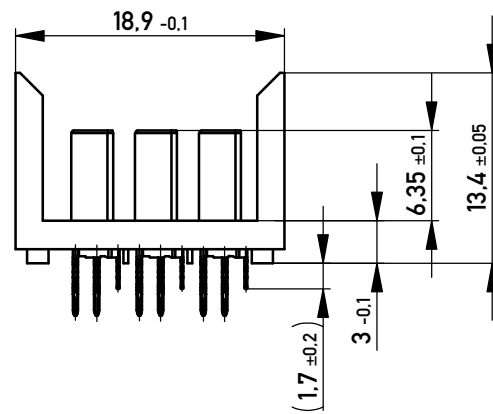
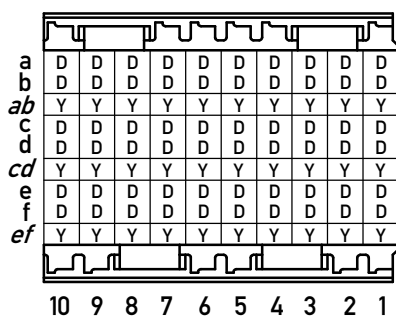


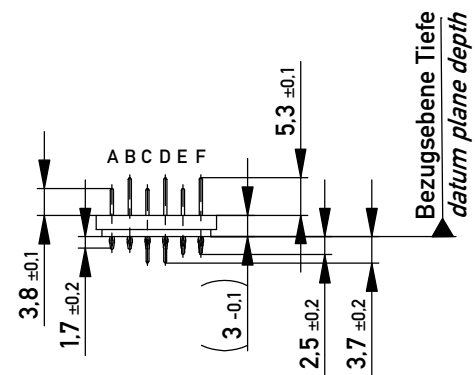
EN-Zone für durchkontaktierte Löcher $\phi 0,6 \pm 0,05$
 compliant zone for through hole $\phi 0,6 \pm 0,05$



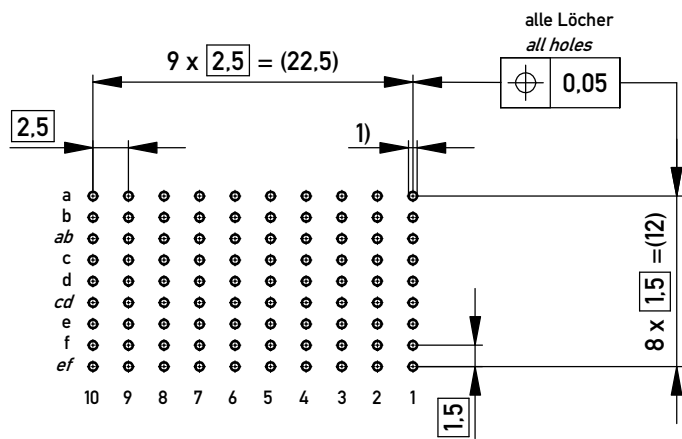
Bestückungsplan - contact layout



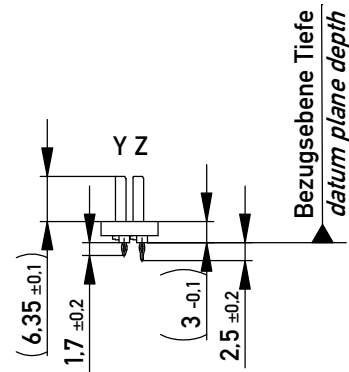
Kontaktversionen, Messerkontakte
 contact selection options, male contacts



Lochbild für Leiterplatte board hole pattern
 (Bestückungsseite) (component mounting side)



Kontaktversionen, Schirmmesser
 contact selection options, shielding contacts



1) $\phi 0,6 \pm 0,05$ Durchmesser des metallisierten Loches
 $\phi 0,6 \pm 0,05$ diameter of finished plated-through hole

Schichtaufbau im metallisierten Loch siehe Zeichnung 164062 Nr.1
 metal plating of plated-through hole according to 164062 No.1

Information: D + Y
 siehe Bestückungsplan
 see contact layout
 Anforderungsstufe 2 / class 2

Copyright by ERNI Production GmbH & Co. KG
 Proprietary notice pursuant to ISO 16016 to be observed.

Information:		Tolerances	Scale 2:1
All rights reserved. Only for Information. To ensure that this is the latest version of this drawing, please contact one of the ERNI companies before using.		All Dimensions in mm	Designation
Subject to modification without prior notice. Drawing will not be updated.		www.ERNI.com	ERmet ZD Messerleiste 3-10 ERmet ZD Male Connector 3-10
c	11.04.2018		973027
Index	Date		I A3
		Class	ERMZD

单击下面可查看定价，库存，交付和生命周期等信息

[>>ERNI](#)