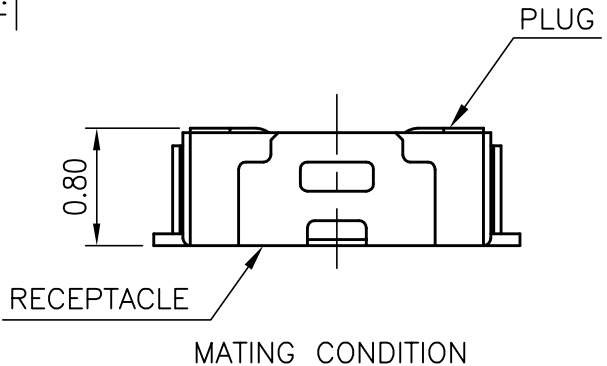
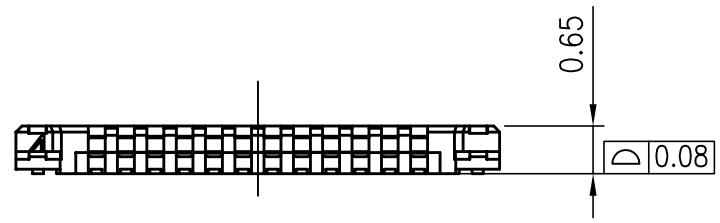
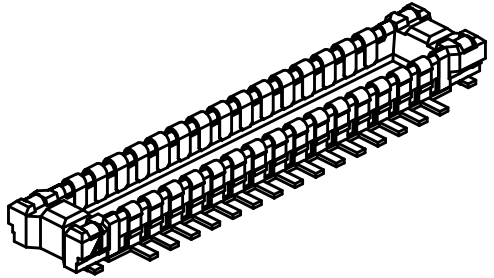
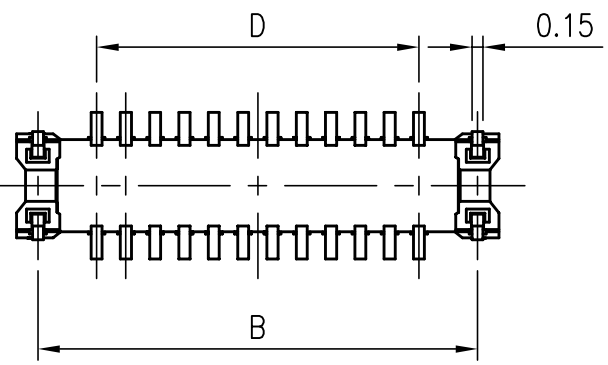


RECOMMENDED PCB LAYOUT  
GENERAL TOLERANCE ±0.05



- NOTES:
- MATERIAL:
    - HOUSING: THERMOPLASTIC, HIGH TEMP., UL94V-0(LCP); COLOR:BLACK.
    - CONTACT: PHOSPHOR BRONZE
    - FITTING NAIL:PHOSPHOR BRONZE
  - FINISH:
    - CONTACT:SEE ORDER INFORMATION.
    - UNDERPLATING: 50~100u" NICKEL OVERALL.
  - REFLOW SOLDER CAPABLE TO 260°C PER ACES SPEC.
  - SPEC. PLS. REFER TO PS-51167-xxxxx
  - PACKAGE PLS. REFER TO 51167-XXXCR-XX
  - MATING CONNECTOR P/N:51168
  - PART NUMBER  
51167-XXX X X-XXX
- CKTS ———— COLOR  
PACKING ———— 001.BLACK  
O.TAPE REEL CONTACT PLATING  
1.G/F ON CONTACT



PIN	A	B	C	D
10	3.80	3.20	2.50	1.60
12	4.20	3.60	2.90	2.00
14	4.60	4.00	3.30	2.40
24	6.60	6.00	5.30	4.40
30	7.80	7.20	6.50	5.60
40	9.80	9.20	8.50	7.60

QUALITY SYMBOLS MAJOR Ⓢ CRITICAL Ⓢ	DRAWN BY TSO I CHIAO 18/02/02	DATE 18/02/02	<b>ACES</b> ELECTRONICS
GENERAL TOLERANCES (UNLESS SPECIFIED)	CHECKED BY Chen, Chun Yuan 18/02/02	DATE 18/02/02	
X. ±0.5 .X ±0.25 .XX ±0.15 .XXX ±0.1 ANGLES ±2°	APPROVED BY Wang, chun sheng 18/02/02	DATE 18/02/02	TITLE 0.4mm 0.8H BOARD TO FPC CONN ,PLUG
UNITS mm	SCALE 10:1	UNIT SYMBOL mm	SIZE A4
	SHEET NO. 1 OF 1	SCALE F	DWG NO. 51167-XXXXX-XXX
			PART NO. SEE NOTES

单击下面可查看定价，库存，交付和生命周期等信息

[>>ACES\(宏致\)](#)