



## Compact One-way Operation Type SPVE Series

Poles		1
Positions		1
Terminal type		For PC board (Reflow)
Operating force		0.3N max.
Slider height (mm)		5.5
ON start position (mm)		5.2
Total travel position (mm)		4.3
Style		Standard
Location lug		With
Operating temperature range		-10°C to +60°C
Rating (max.)/(min.) (Resistive load)		0.1A 30V DC/50μA 3V DC
Electrical performance	Contact resistance (Initial/After operating life)	500mΩ max./1Ω max.
	Insulation resistance	100MΩ min. 100V DC
	Voltage proof	100V AC for 1 minute
Mechanical performance	Terminal strength	0.5N for 1 minute
	Actuator strength	5N
Durability	Operating life without load	50,000 cycles 1Ω max.
	Operating life with load Rating (max.) (Resistive load)	50,000 cycles 1Ω max.
Environmental	Cold	-20°C 96h

performance

Dry heat 85°C 96h

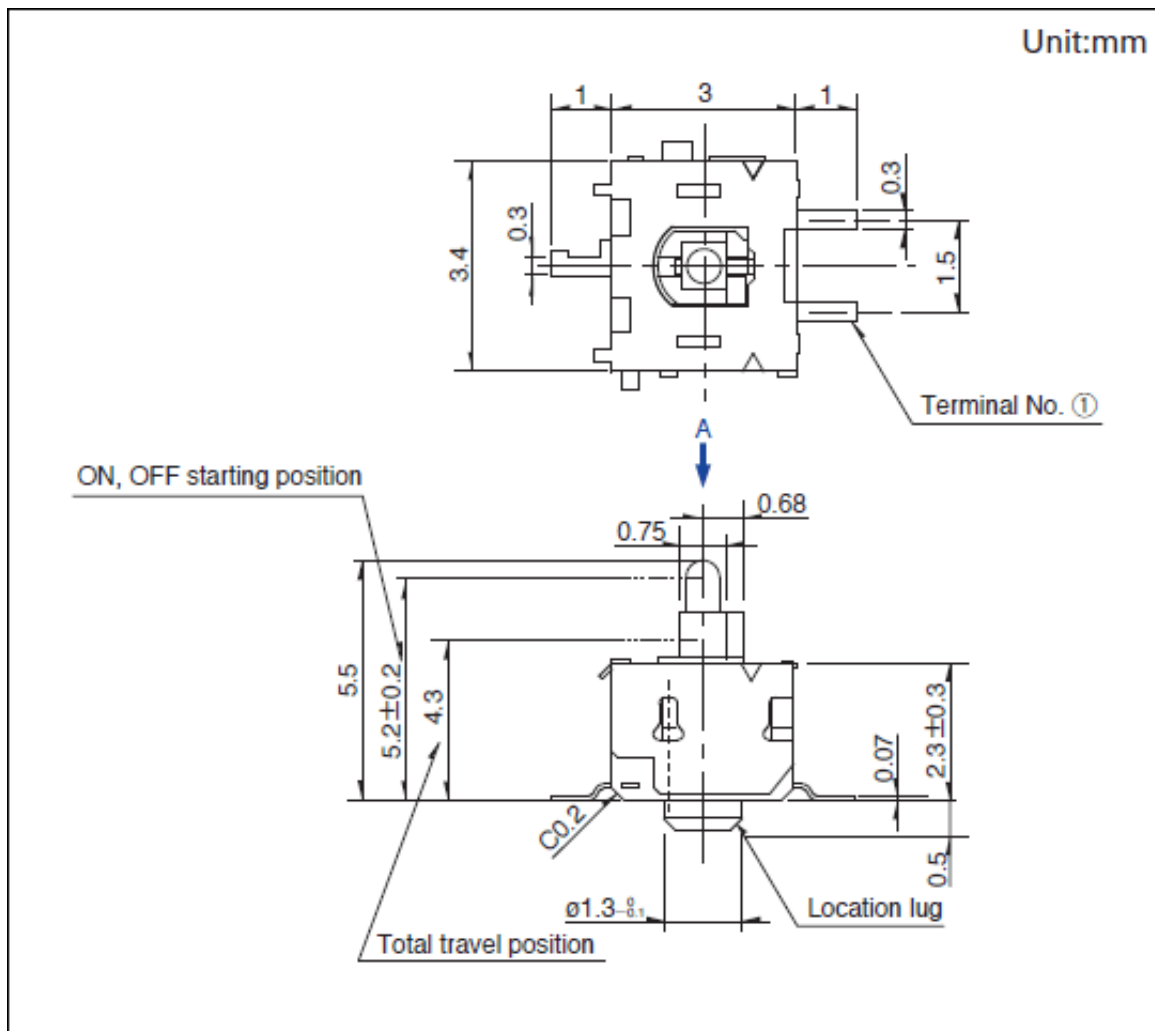
Damp heat 40°C, 90 to 95%RH 96h

Minimum order unit  
(pcs.)

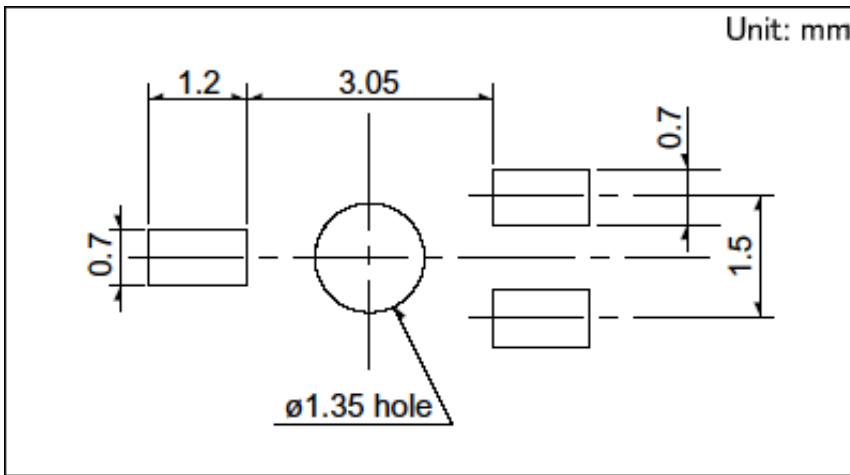
Japan 2,000

Export 16,000

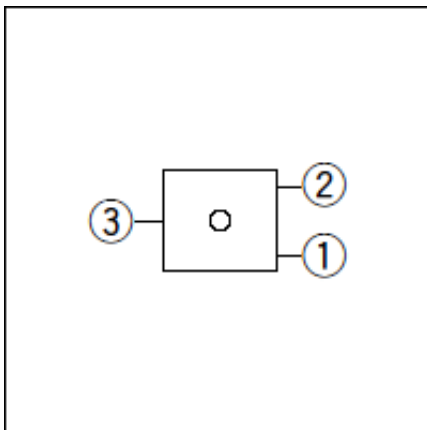
## Dimensions



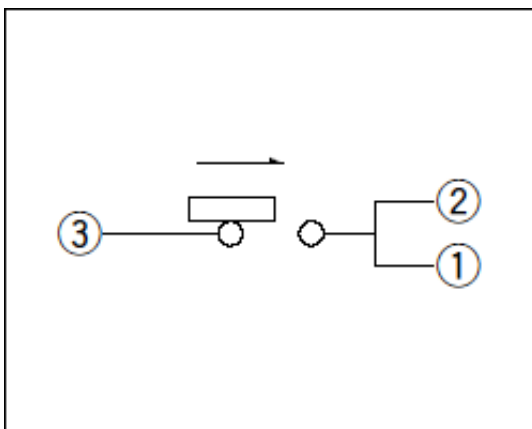
## Land Dimensions



### Terminal Layout

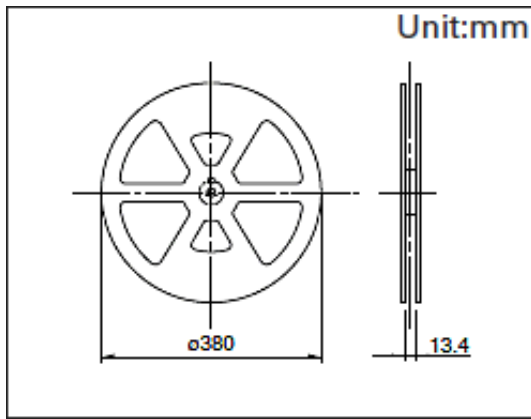


### Circuit Diagram



### Packing Specifications

#### Taping



Number of packages (pcs.)	1 reel	2,000
	1 case / Japan	4,000
	1 case / export packing	16,000
Tape width (mm)		12
Export package measurements (mm)		406×406×190

### Soldering Conditions

#### Example of Reflow Soldering Condition

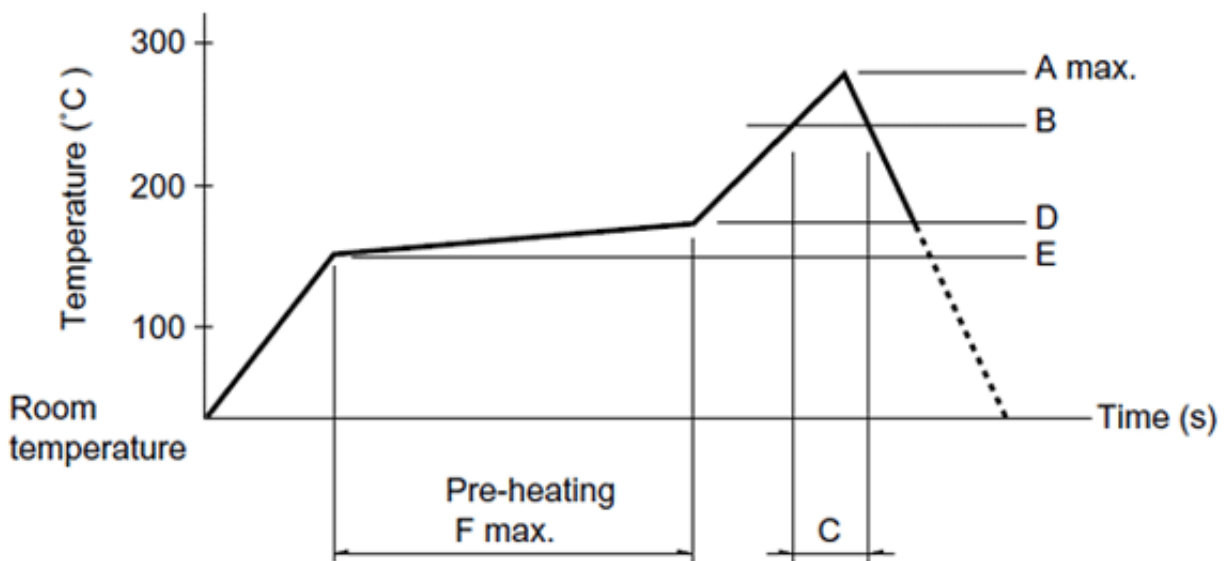
1. Heating method

Double heating method with infrared heater.

2. Temperature measurement

Thermocouple 0.1 to 0.2VCA (K) or CC (T) at soldering portion (copper foil surface) . A heat resisting tape should be used for fixed measurement.

3. Temperature profile



A(°C)	B(°C)	C(s)	D(°C)	E(°C)	F(s)
3s max.					

---

260	230	40	180	150	120
-----	-----	----	-----	-----	-----

---

(1) The condition mentioned above is the temperature on the mounting surface of a PC board. There are cases where the PC board's temperature greatly differs from that of the switch, surface depending on the PC board's material, size, thickness, etc. The above-stated conditions shall also apply to switch surface temperatures.

(2) Soldering conditions differ depending on reflow soldering machines. Prior verification of soldering condition is highly recommended.

#### Reference for Hand Soldering

---

Soldering temperature	350±5°C
-----------------------	---------

---

Soldering time	3s max.
----------------	---------

---

#### Notes are common to this series/models.

1. This site catalog shows only outline specifications. When using the products, please obtain formal specifications for supply.
2. Standard type dimensions indicate "with location lug." version.
3. Please place purchase orders per minimum order unit (integer).
4. Products other than those listed in the above chart are also available. Please contact us for details.

单击下面可查看定价，库存，交付和生命周期等信息

[>>ALPS Electric\(阿尔卑斯\)](#)