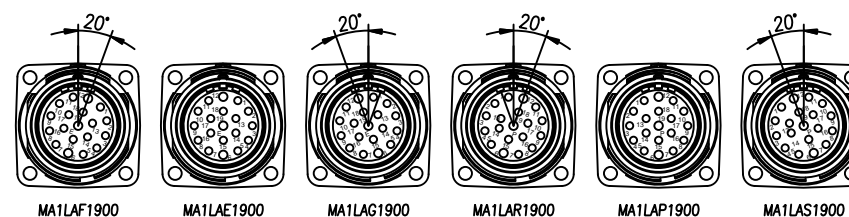
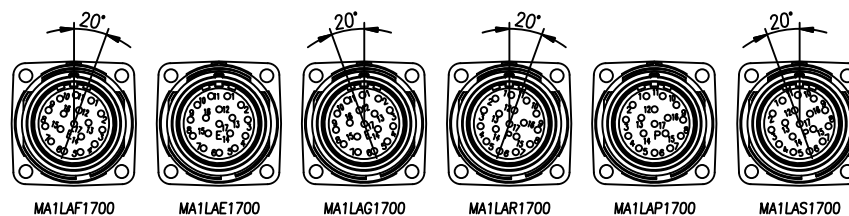
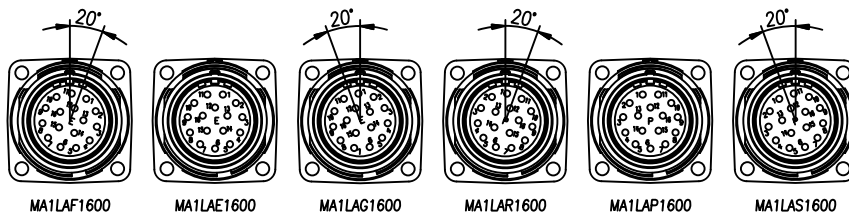
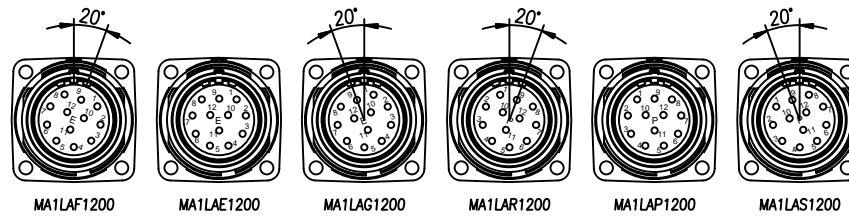
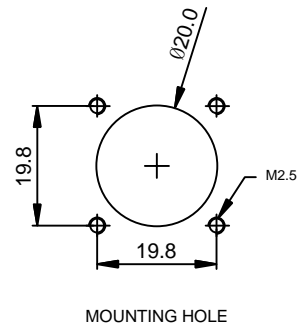
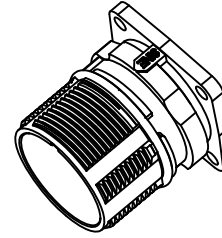
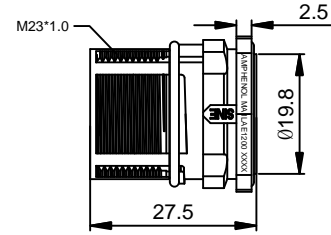
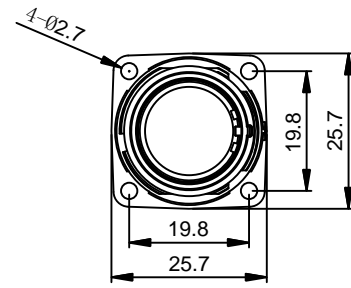


REVISIONS					
REV	ECO	DESCRIPTION	DATE	BY	APPR
B1	-	RELEASE NEW DWG FORMAT	Feb.06,2014	Tod	Tommy
B2	-	UPDATE THE DURABILITY	Jun.27,2015	Drack	Tommy
B3	-	UPDATED	04DEC15	MRF	Tommy



REV	ECO	DESCRIPTION	DATE	BY	APPR
-		MA1LAS1900	M23, RECP, ST, 19POS, P TYPE, KEYED "S"		27
-		MA1LAR1900	M23, RECP, ST, 19POS, P TYPE, KEYED "R"		26
-		MA1LAP1900	M23, RECP, ST, 19POS, P TYPE		25
-		MA1LAG1900	M23, RECP, ST, 19POS, E TYPE, KEYED "G"		24
-		MA1LAF1900	M23, RECP, ST, 19POS, E TYPE, KEYED "F"		23
-		MA1LAE1900	M23, RECP, ST, 19POS, E TYPE		22
-		MA1LAS1700	M23, RECP, ST, 17POS, P TYPE, KEYED "S"		20
-		MA1LAR1700	M23, RECP, ST, 17POS, P TYPE, KEYED "R"		19
-		MA1LAP1700	M23, RECP, ST, 17POS, P TYPE		18
-		MA1LAG1700	M23, RECP, ST, 17POS, E TYPE, KEYED "G"		17
-		MA1LAF1700	M23, RECP, ST, 17POS, E TYPE, KEYED "F"		16
-		MA1LAE1700	M23, RECP, ST, 17POS, E TYPE		15
-		MA1LAS1600	M23, RECP, ST, 16POS, P TYPE, KEYED "S"		13
-		MA1LAR1600	M23, RECP, ST, 16POS, P TYPE, KEYED "R"		12
-		MA1LAP1600	M23, RECP, ST, 16POS, P TYPE		11
-		MA1LAG1600	M23, RECP, ST, 16POS, E TYPE, KEYED "G"		10
-		MA1LAF1600	M23, RECP, ST, 16POS, E TYPE, KEYED "F"		9
-		MA1LAE1600	M23, RECP, ST, 16POS, E TYPE		8
-		MA1LAS1200	M23, RECP, ST, 12POS, P TYPE, KEYED "S"		6
-		MA1LAR1200	M23, RECP, ST, 12POS, P TYPE, KEYED "R"		5
-		MA1LAP1200	M23, RECP, ST, 12POS, P TYPE		4
-		MA1LAG1200	M23, RECP, ST, 12POS, E TYPE, KEYED "G"		3
-		MA1LAF1200	M23, RECP, ST, 12POS, E TYPE, KEYED "F"		2
-		MA1LAE1200	M23, RECP, ST, 12POS, E TYPE		1
QUANTITY	PART NUMBER	DESCRIPTION	ITEM		

MATERIALS LIST					
UNLESS OTHERWISE SPECIFIED		SIGNATURES		DATE	
1) All dimensions are in metric(mm).		DRAWN: Drack		Jun.27,2015	
2) Tolerances are as follows:		CHECKED:			
1 PL DEC ±0.30		ENGINEER:			
2 PL DEC ±0.15		APPROVAL:			
3 PL DEC ±0.08		CUSTOMER:			
3) Note reference =		THIS DRAWING IS SUPPLIED FOR INFORMATION ONLY. DESIGN FEATURES, SPECIFICATIONS AND PERFORMANCE DATA SHOWN HEREON ARE THE PROPERTY OF THE AMPHENOL CORPORATION. NO RIGHTS OF REPRODUCTION ARE IMPLIED. ALL DIMENSIONS ARE SUBJECT TO NORMAL MANUFACTURING VARIATIONS.		M23, RECEPTACLE, STRAIGHT, THREADED	
MATERIAL SPECIFICATIONS:		SCALE: NONE		C-MA1LAXxx00	
PROCESS SPECIFICATIONS:		SHEET 1 OF 1		REVISION B3	
NEXT ASSY:		DWG NO: MA1LAXxx00		REV: B3	

NOTES: UNLESS OTHERWISE SPECIFIED

- MATERIAL:
INSULATION INSERT: PA66,UL94 V0
SEAL: VITON
HOUSING BODY: ZINC DIE CAST, NICKEL PLATED

- SPECIFICATIONS:
 - CURRENT RATING: 10 AMPS - 12 POSITION
9 AMPS - 16 POSITION
9 AMPS - 17 POSITION
7 AMPS - 19 POSITION
 - VOLTAGE RATING: 160V AC/DC - 12 POSITION
125V AC/DC - 16 POSITION
125V AC/DC - 17 POSITION
63V AC/DC - 19 POSITION
 - OPERATING TEMPERATURE: -20°C TO +130°C
 - DIELECTRIC WITHSTANDING VOLTAGE: LESS THAN 2 MILLIAMPS CURRENT LEAKAGE @ 2500 VOLTS AC.
 - DEGREE OF PROTECTION: IP67 (MATED CONDITION)
 - DEGREE OF POLLUTION: 3 PER UL840
 - OVERVOLTAGE CATEGORY: III PER UL840
 - MATING CYCLE DURABILITY: >500 CYCLES
 - RoHS COMPLIANT

3. ALL DIMENSIONS ARE FOR REFERENCE USE ONLY.

TITLE: M23 RECEPTACLE, STRAIGHT, THREADED
DWG NO: MA1LAXxx00
REV: B3
SH: 1
OF: 1

单击下面可查看定价，库存，交付和生命周期等信息

[>>Amphenol\(安费诺\)](#)