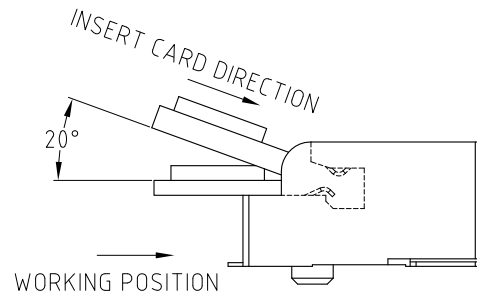
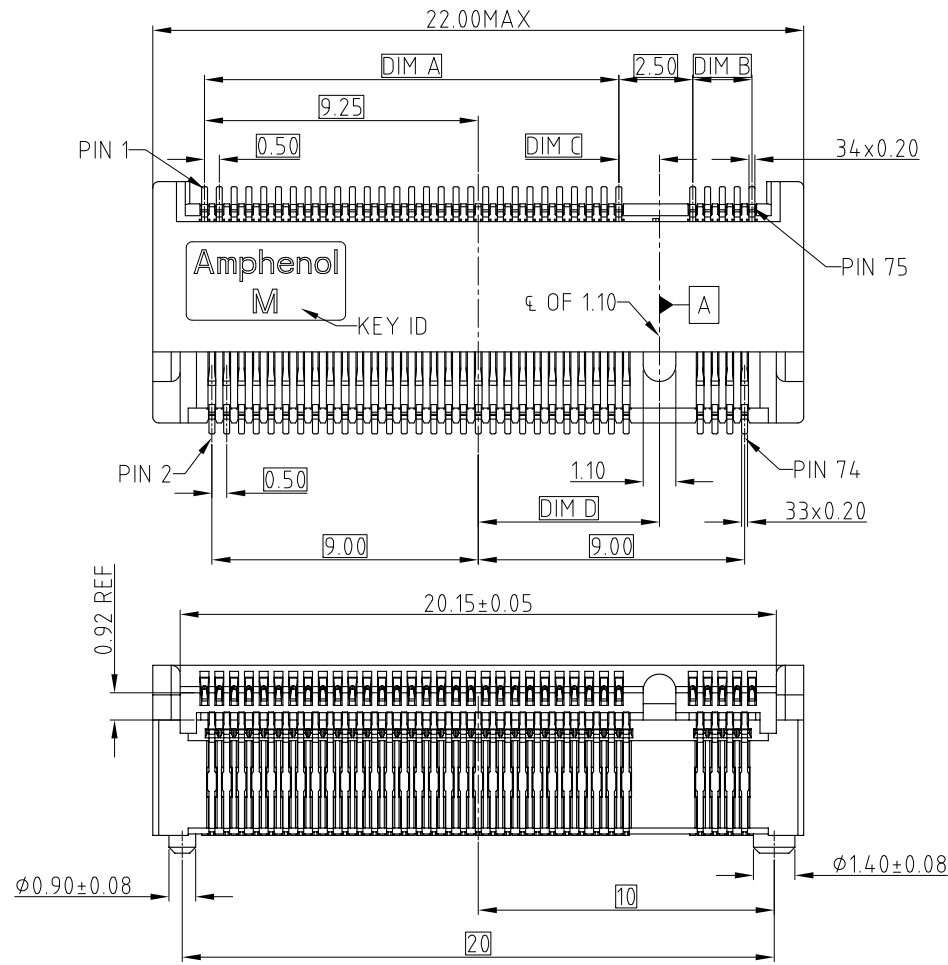


This document is the property of Amphenol Corporation and is delivered on the express condition that it is not to be disclosed, reproduced or used, in whole or in part, for manufacture or sale by anyone other than Amphenol Corporation without its prior consent, & that no right is granted to disclose or to use any information in this document.

CUSTOMER DRAWING

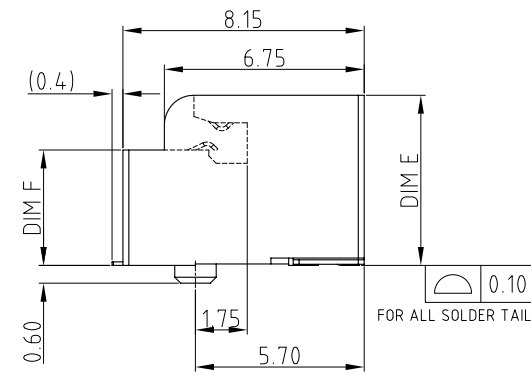
REVISIONS

SYM	ECN	DESCRIPTION	DATE	APPROVED
1	CDXXXX	NEW RELEASE	Mar.4,2016	YH
2	CDXXXX	ADD PCB DIMENSION OF KEY A B E.	Apr.22,2016	YH
3	CD0861	ADD PN MDT420 IN	Jun.21,2016	YH



NOTE:

- MATERIAL:
PLASTIC: LCP, UL 94V-0, BLACK
CONTACT: COPPER ALLOY
BOARD LOCK: ALLOY
- FINISHED:
CONTACT AREA: SEE P/N SYSTEM
SOLDER AREA: GOLD FLASH
BOARD LOCK: TIN PLATING 2.54um MIN
UNDERPLATED: NI PLATING 1.27um MIN.
- ELECTRICAL PERFORMANCE:
3.1 CURRENT RATING: 0.5A PER PIN, VOLTAGE RATING: 50 VAC PER PIN
3.2 DIELECTRIC STRENGTH: 300V AC FOR 1 MINUTE
3.3 INSULATION RESISTANCE: 500MΩ MIN
3.4 CONTACT RESISTANCE: 55mΩ MAX
3.5 OPERATION TEMPERATURE: -40°C TO +80°C
- DIMENSIONING SHALL BE INTERPRETED PER ASME Y14.5M 1994
- MATERIAL SHOULD BE FULFILLED AMPHENOL SPEC# S-SN-002 FOR HALOGEN FREE PRODUCTS, ALSO NEED TO MEET # S-SN-004



ORDER P/N SYSTEM:

MDT XXX X XX 002

CONNECTOR HEIGHT

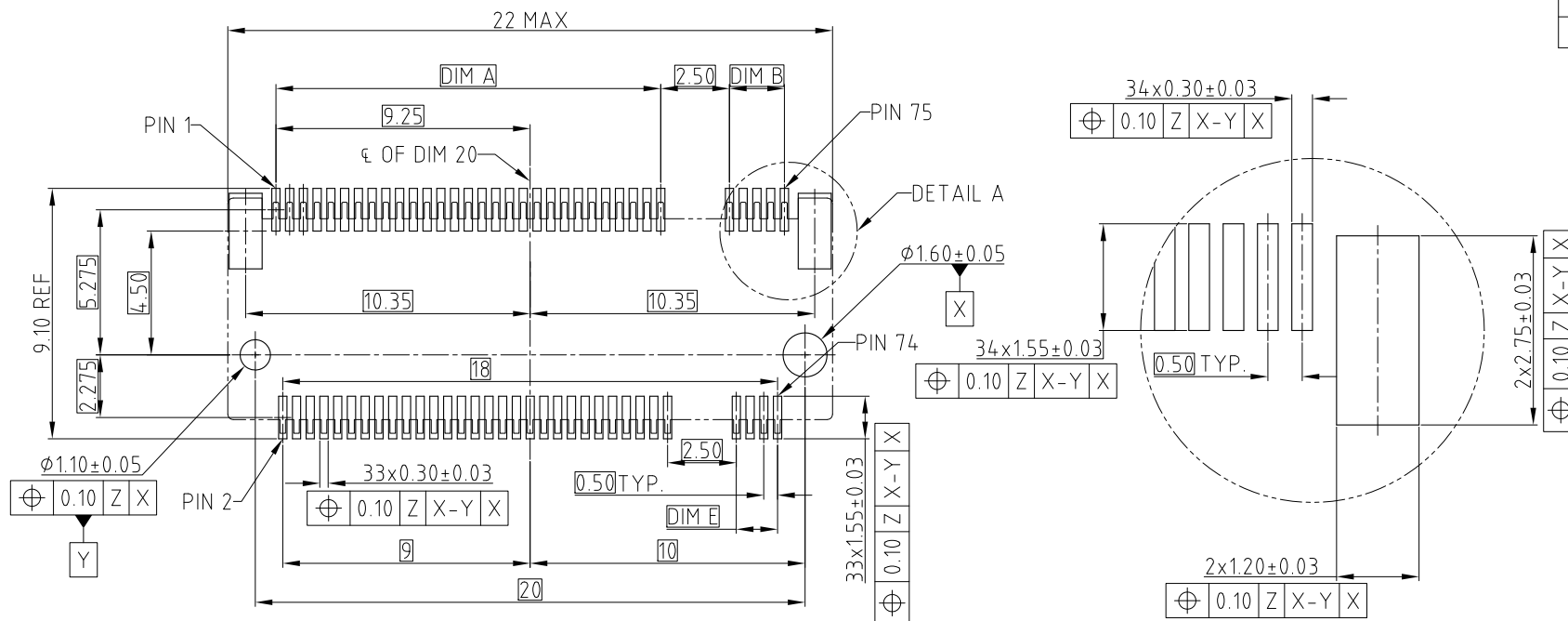
XXX	DIM E	DIM F	
580	5.80MAX	4.14MAX	TOOLED
420	4.20MAX	2.54MAX	TOOLED

PLATING

- 01 0.76 MICRONS GOLD PLATING
- 02 0.38 MICRONS GOLD PLATING
- 03 GOLD FLASH

CONNECTOR KEY ID

- A - KEY A
- B - KEY B
- E - KEY E
- M - KEY M
- ...



RECOMMENDED M.2 MINI CARD MOUNTING TYPE_SMT_PCB OUTLINE
DATUM Z: PCB SOLDER SURFACE

DETAIL A
SCALE 2.5:1

M	14.0	2.0	1.375	6.125	1.50	
E	5.5	10.5		-2.625	10.50	
B	2.5	13.5	1.125	-5.625	13.50	
A	1.5	14.5		-6.625	14.50	
KEY ID	DIM.A	DIM.B	DIM.C	DIM.D	DIM.E	REMARK

UNLESS OTHERWISE SPECIFIED

TOLERANCES

U.S. METRIC

.X +/- 0.50

.XX +/- 0.25

.XXX +/-

FRACTIONS +/-

ANGLES +/- 5°

FOR MATERIALS AND FINISHES SEE NOTES

REMOVE SHARP EDGES

DIMENSIONS

U.S. INCHES

(METRIC) (MM)

APPROVAL DATE

DRAWN Teng.Cao Jun.21,2016

CHECKED Ly.yi Jun.21,2016

APPROVED

DRAWING FILE :

INTERNAL\DRAWING\M.2\CMDTXXXXX002

ANGLE OF PROJECTION

Amphenol

TITLE
M.2 MINI PCIe CONECTOR

SIZE DRAWING NO. REV.

A3 C MDT-XXX-X-XX-002 3

SCALE NONE SHEET 1 OF 1

单击下面可查看定价，库存，交付和生命周期等信息

[>>Amphenol\(安费诺\)](#)