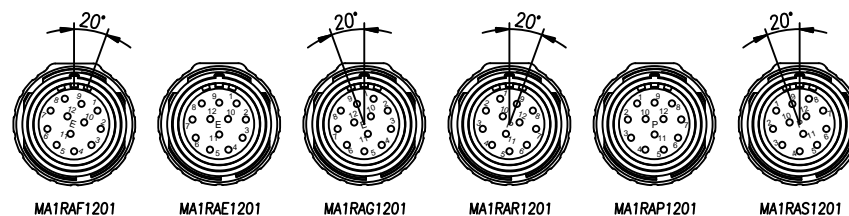
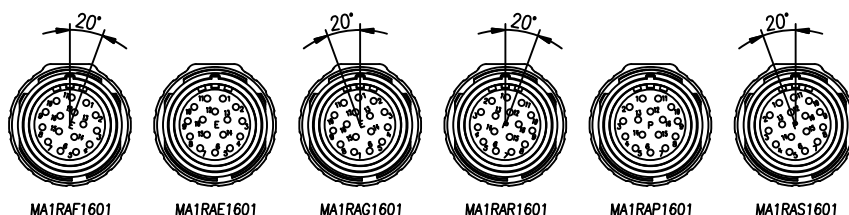


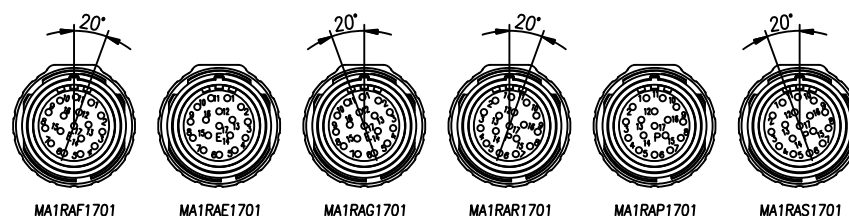
MOUNTING HOLE



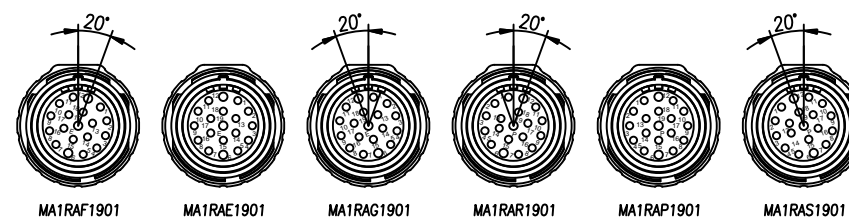
MA1RAF1201 MA1RAE1201 MA1RAG1201 MA1RAR1201 MA1RAP1201 MA1RAS1201



MA1RAF1601 MA1RAE1601 MA1RAG1601 MA1RAR1601 MA1RAP1601 MA1RAS1601



MA1RAF1701 MA1RAE1701 MA1RAG1701 MA1RAR1701 MA1RAP1701 MA1RAS1701



MA1RAF1901 MA1RAE1901 MA1RAG1901 MA1RAR1901 MA1RAP1901 MA1RAS1901

REVISIONS					
REV	ECO	DESCRIPTION	DATE	BY	APPR
B1	-	RELEASE NEW DWG FORMAT	Jul.15,2014	Tod	Tommy
B2	-	UPDATE THE DURABILITY	Jun.27,2015	Drack	Tommy
B3	-	UPDATED	04DEC15	MRF	Tommy

-	MA1RAS1901	M23, RECP, R/A, ROT, 19POS, P TYPE, KEYED "S"	27
-	MA1RAR1901	M23, RECP, R/A, ROT, 19POS, P TYPE, KEYED "R"	26
-	MA1RAP1901	M23, RECP, R/A, ROT, 19POS, P TYPE	25
-	MA1RAG1901	M23, RECP, R/A, ROT, 19POS, E TYPE, KEYED "G"	24
-	MA1RAF1901	M23, RECP, R/A, ROT, 19POS, E TYPE, KEYED "F"	23
-	MA1RAE1901	M23, RECP, R/A, ROT, 19POS, E TYPE	22
-	MA1RAS1701	M23, RECP, R/A, ROT, 17POS, P TYPE, KEYED "S"	21
-	MA1RAR1701	M23, RECP, R/A, ROT, 17POS, P TYPE, KEYED "R"	20
-	MA1RAP1701	M23, RECP, R/A, ROT, 17POS, P TYPE	19
-	MA1RAG1701	M23, RECP, R/A, ROT, 17POS, E TYPE, KEYED "G"	18
-	MA1RAF1701	M23, RECP, R/A, ROT, 17POS, E TYPE, KEYED "F"	17
-	MA1RAE1701	M23, RECP, R/A, ROT, 17POS, E TYPE	16
-	MA1RAS1601	M23, RECP, R/A, ROT, 16POS, P TYPE, KEYED "S"	15
-	MA1RAR1601	M23, RECP, R/A, ROT, 16POS, P TYPE, KEYED "R"	14
-	MA1RAP1601	M23, RECP, R/A, ROT, 16POS, P TYPE	13
-	MA1RAG1601	M23, RECP, R/A, ROT, 16POS, E TYPE, KEYED "G"	12
-	MA1RAF1601	M23, RECP, R/A, ROT, 16POS, E TYPE, KEYED "F"	11
-	MA1RAE1601	M23, RECP, R/A, ROT, 16POS, E TYPE	10
-	MA1RAS1201	M23, RECP, R/A, ROT, 12POS, P TYPE, KEYED "S"	9
-	MA1RAR1201	M23, RECP, R/A, ROT, 12POS, P TYPE, KEYED "R"	8
-	MA1RAP1201	M23, RECP, R/A, ROT, 12POS, P TYPE	7
-	MA1RAG1201	M23, RECP, R/A, ROT, 12POS, E TYPE, KEYED "G"	6
-	MA1RAF1201	M23, RECP, R/A, ROT, 12POS, E TYPE, KEYED "F"	5
-	MA1RAE1201	M23, RECP, R/A, ROT, 12POS, E TYPE	4
QUANTITY	PART NUMBER	DESCRIPTION	ITEM

MATERIALS LIST			
UNLESS OTHERWISE SPECIFIED 1) All dimensions are in metric(mm). 2) Tolerances are as follows: 1 PL DEC ±0.30 2 PL DEC ±0.15 3 PL DEC ±0.08 3) Note reference = Δ	SIGNATURES DRAWN: Drack CHECKED: ENGINEER: APPROVAL:	DATE Jun.27,2015	<h1>Amphenol</h1> <p>Sine Systems - www.amphenol-sine.com 44724 Morley Drive Clinton Township, MI 48036</p>
MATERIAL SPECIFICATIONS:	CUSTOMER:		
PROCESS SPECIFICATIONS:	THIS DRAWING IS SUPPLIED FOR INFORMATION ONLY. DESIGN FEATURES, SPECIFICATIONS AND PERFORMANCE DATA SHOWN HEREON ARE THE PROPERTY OF THE AMPHENOL CORPORATION. NO RIGHTS OF REPRODUCTION ARE IMPLIED. ALL DIMENSIONS ARE SUBJECT TO NORMAL MANUFACTURING VARIATIONS.		
NEXT ASSY:	SIZE B	TYPE C-	DWG NO. MA1Rxxx01
	SCALE NONE	C-MA1Rxxx01	REVISION B3
	SHEET 1	OF 1	

NOTES: UNLESS OTHERWISE SPECIFIED

- MATERIAL:
INSULATION INSERT: PA66,UL94 V0
SEAL: VITON
HOUSING BODY: ZINC DIE CAST, NICKEL PLATED
- SPECIFICATIONS:
 - CURRENT RATING: 10 AMPS - 12 POSITION
9 AMPS - 16 POSITION
9 AMPS - 17 POSITION
7 AMPS - 19 POSITION
 - VOLTAGE RATING: 160V AC/DC - 12 POSITION
125V AC/DC - 16 POSITION
125V AC/DC - 17 POSITION
63V AC/DC - 19 POSITION
 - OPERATING TEMPERATURE: -20°C TO +130°C
 - DIELECTRIC WITHSTANDING VOLTAGE: LESS THAN 2 MILLIAMPS CURRENT LEAKAGE @ 2500 VOLTS AC.
 - DEGREE OF PROTECTION: IP67 (MATED CONDITION)
 - DEGREE OF POLLUTION: 3 PER UL840
 - OVERVOLTAGE CATEGORY: III PER UL840
 - MATING CYCLE DURABILITY: >500 CYCLES
 - RoHS COMPLIANT
- ALL DIMENSIONS ARE FOR REFERENCE USE ONLY.

TITLE: M23 RECEPTACLE, ANGLED, ROTATABLE, THREADED
DWG NO: MA1Rxxx01
REV: B3
SH: 1
OF: 1

单击下面可查看定价，库存，交付和生命周期等信息

[>>Amphenol\(安费诺\)](#)