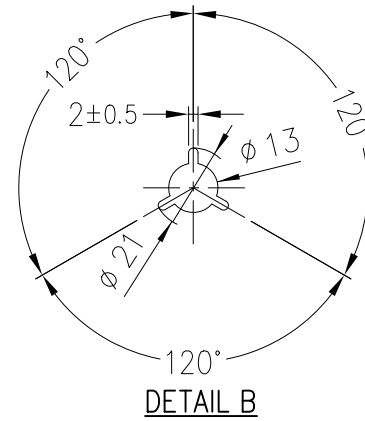
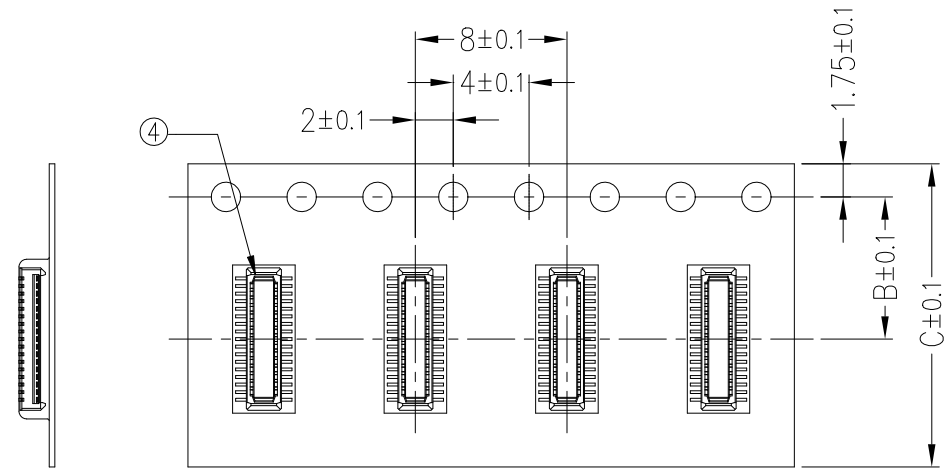
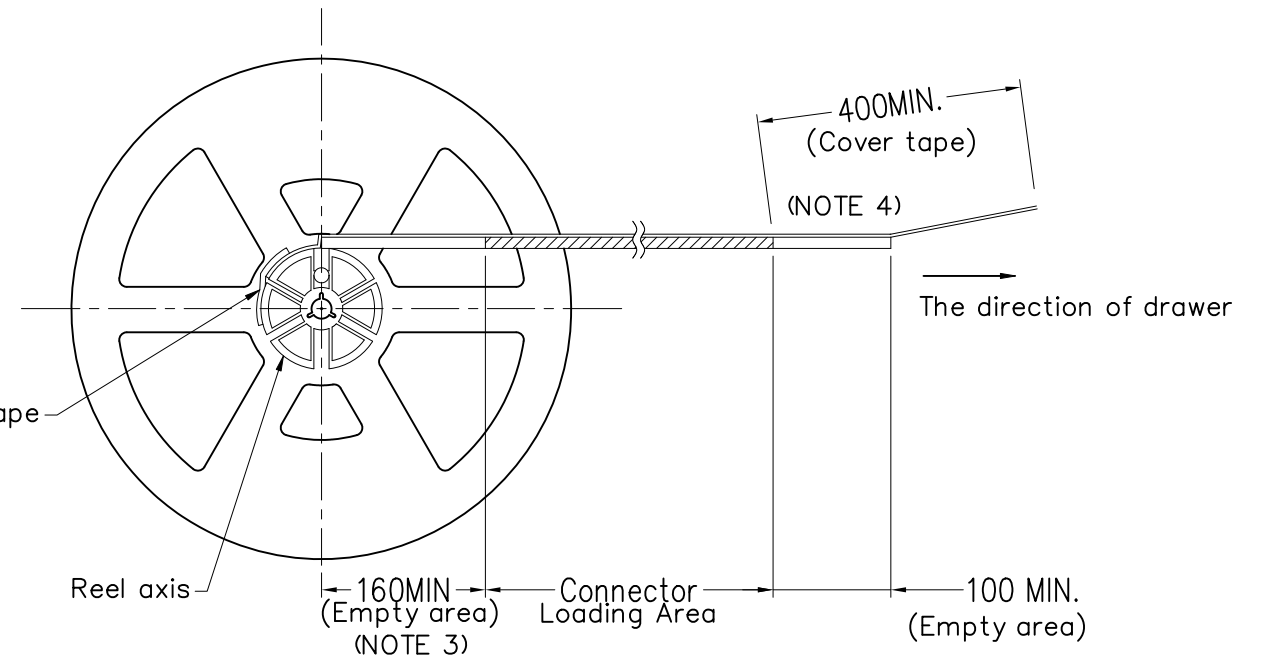
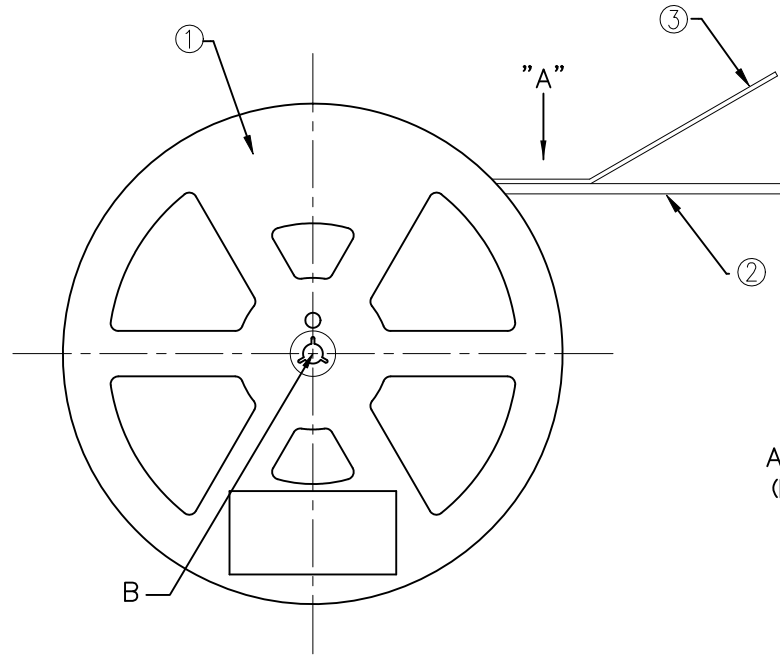
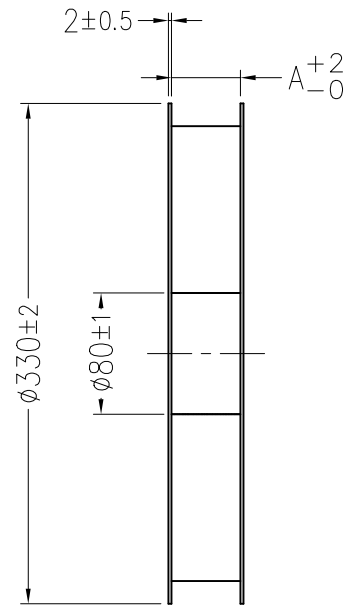


PRODUCT NO.  
10142886-xxxA2EHLF



PRODUCT NUMBER LIST

PRODUCT NUMBER	CONNECTOR P/N	DIMENSIONS			
		A	B	C	D
10142886-030A2EHLF	10142886-030A2HLF	16	7.5	16	1.89

PARTS LIST

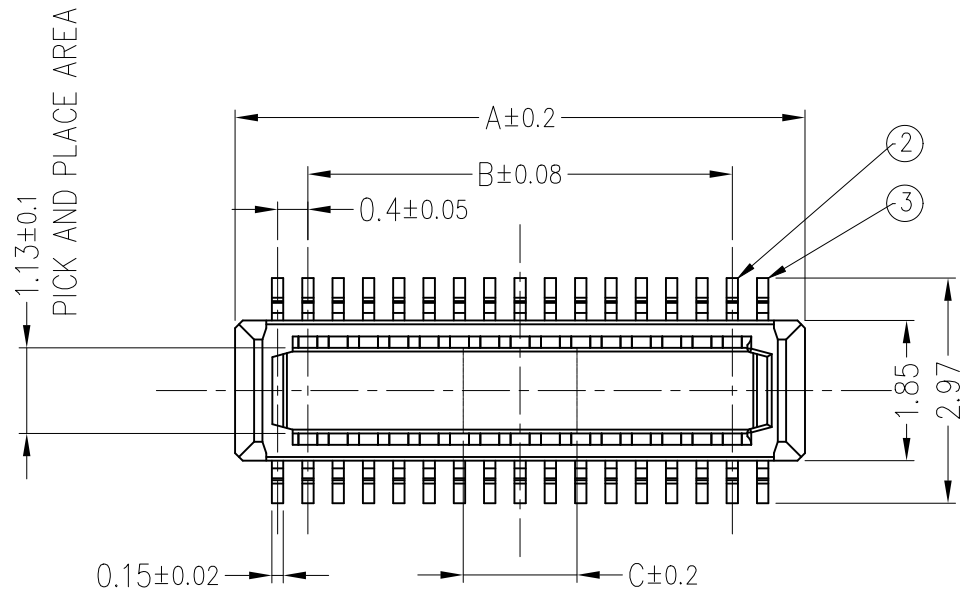
No.	PARTS NAME	MATERIAL	Q'TY	NOTE
1	REEL	POLYSTYRENE	1	ANTISTATIC
2	EMBOSS TAPE	A-PET	-	ANTISTATIC
3	COVER TAPE	POLYESTER	-	ANTISTATIC
4	CONNECTOR	Sheet 1	4500	SEE ABOVE TABLE

NOTE

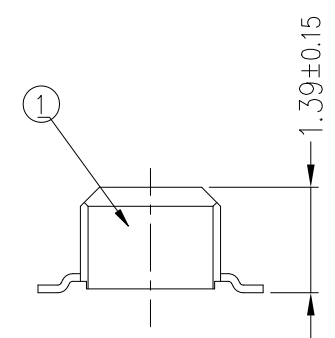
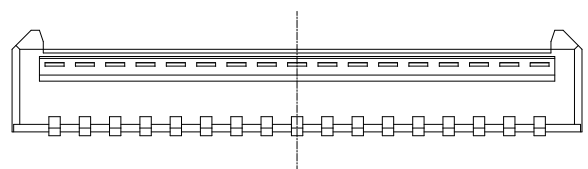
- THIS ARTICLE CARRIES OUT THE EMBOSS TAPE PACKAGE OF THE P/N10142886 SERIES CONNECTOR.
- THE SHAPE AND DIMENSIONS OF THIS ARTICLE ARE BASED ON JIS C 0806.  
(TAPING OF ELECTRONIC PARTS (SURFACE MOUNTED DEVICE))
- PRODUCT NUMBER STRUCTURE  
10142886-AAA B C D HLF  
  - HLF : HALOGEN AND LEAD FREE
  - PACKAGING OPTION  
E : EMBOSS 8mm PITCH, REEL DIA. ø330, 4500pcs/Reel
  - CONTACT OPTION  
2 : GENERAL TYPE
  - CONTACT PLATING OPTION  
A : AU FLASH
  - NUMBER OF CONTACTS  
030 : 30POS

mat'l. code		surface ISO 1302 ✓		tolerance ISO 406 ISO 1101		projection 1101		product family BTB0.4MM Self-Alignment	
Itr		ecn no		dr		date		title	
A		/		Bob		2018-08-05		HEADER ASSY	
B		ELX-N-35266		Bob		2019-10-31		BTB0.4MM Self-Alignment	
C		ELX-N-36170		Bob		2020-03-03		dwg no 10142886	
sheet index		revision sheet		A 1~2		B 1~2		sheet 1 of 2 size A3	
				dr S.WATANABE		2018-08-06		type Product Customer Drawing	
				enr Bob Gu		2020-03-03			
				chr LQ Lei		2020-03-03			
				appd Tim Yao		2020-03-03			

PRODUCT NO.  
10142886-xxxA2HLF



PICK AND PLACE AREA

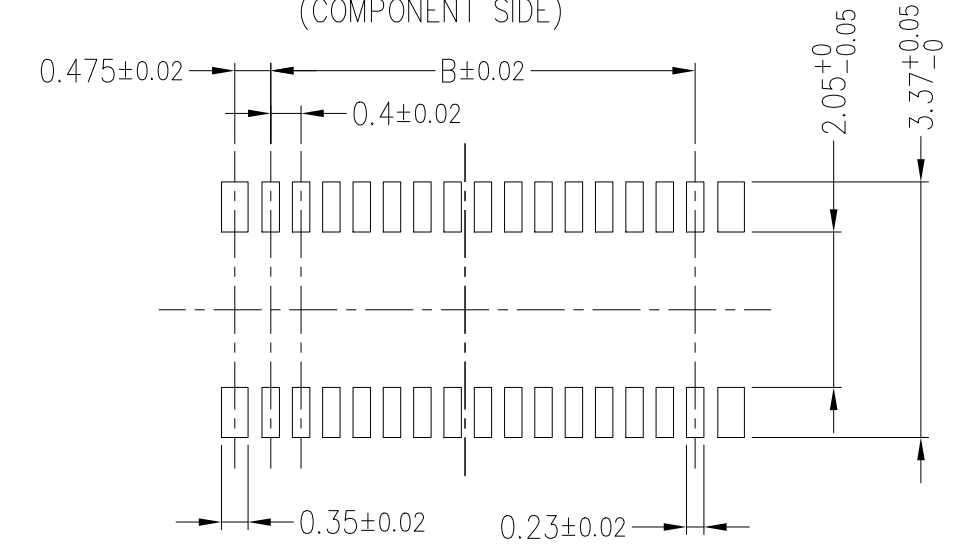


PT. NO.	PARTS NAME	MATERIAL	Q'TY	NOTE
1	HOUSING	LCP	1	COLOR BLACK / UL94V-0
2	CONTACT	PHOSPHOR BRONZE	N	PLATING CONTACT AREA Au 0.05um MIN. SOLDER AREA Au 0.05um MIN. ALL OVER Ni UNDER 3±2um
3	MOUNT PLATE	PHOSPHOR BRONZE	4	

n : NUMBER OF CONTACTS

PRODUCT NO.	No OF CONTACTS	A	B	C
10142886-030A2HLF	30	7.52	5.6	1.5

RECOMMENDED PC BOARD LAYOUT  
(COMPONENT SIDE)



Note

- CO-PLANARITY FOR CONTACT TERMINALS MUST BE 0.1mm MAX.
- THIS PRODUCT MEETS EUROPEAN UNION DIRECTIVES AND OTHER COUNTRY REGULATIONS AS DESCRIBED IN GS-47-0004.
- THE HOUSING WILL WITHSTAND EXPOSURE TO 260°C PEAK TEMPERATURE FOR 10SECONDS IN A REFLOW SOLDERING OVEN.
- RECOMMENDED STENCIL THICKNESS IS 120um.
- RECOMMENDED STENCIL OPENING RATIO IS 80%.
- PRODUCT SPEC : GS-12-1404.
- THE DOCUMENT MAY BE CHANGED WITHOUT PRIOR NOTICE.

mat'l. code		surface ISO 1302 ✓	tolerance ISO 406 ISO 1101	projection mm	product family BTB0.4MM Self-Alignment
ltr	ecn no	dr	date	tolerances unless otherwise specified	title HEADER ASSY BTB0.4MM Self-Alignment
c				angles linear 0°±3'	scale 1:1
				dr S.WATANABE 2018-08-06	dwg no sheet2 of 2 size
				enr Bob Gu 2020-03-03	10142886 A3
				chr LQ Lei 2020-03-03	type Product Customer Drawing
				appd Tim Yao 2020-03-03	
sheet index	revision sheet	c	1~2		

单击下面可查看定价，库存，交付和生命周期等信息

[>>Amphenol\(安费诺\)](#)