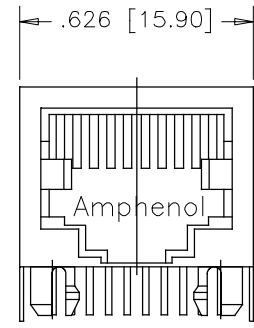
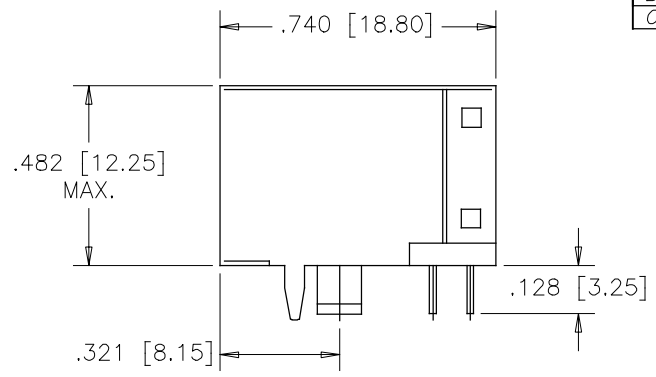


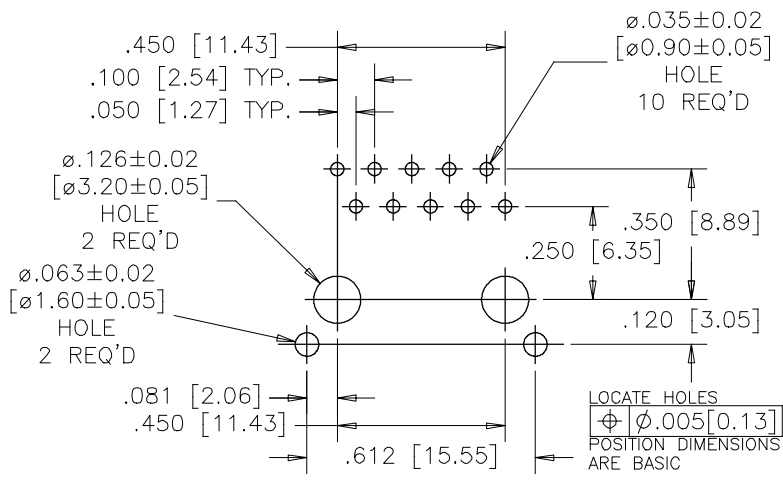
REVISIONS			
REV	DESCRIPTION, ECN, EAR NO.	DATE	APP'D
A	PROPOSAL	NOV 14/05	L.CHAN
B	PROPOSAL	OCT 09/06	L.CHAN
C	ADD UP AMPHENOL LOGO ACCORDING TO THE PRODUCTION	FEB 08/17	L.CHAN



FRONT VIEW



SIDE VIEW



RECOMMENDED P.C.B. LAYOUT
(COMPONENT SIDE OF BOARD)

NOTE:

HOUSING AND INSERT: ENGINEERING THERMOPLASTIC, FLAMMABILITY UL94V-0, COLOUR: BLACK

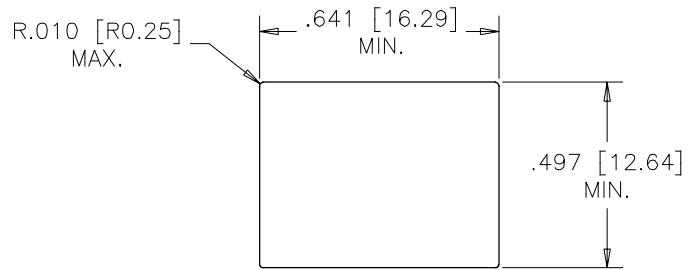
CONTACTS: PHOSPHOR BRONZE. GOLD PLATING: REFER TO AMPHENOL PART NUMBER SYSTEM FOR PLATING OPTIONS. 50 u" [1.27 MICRONS] MIN. NICKEL UNDERPLATE 100 u" [2.54 MICRONS] MIN. MATTE TIN ON CONTACT TAILS.

SHIELD: COPPER ALLOY PLATING: NICKEL OVER COPPER UNDERPLATED.

RECOMMENDED SOLDERING TEMPERATURE: WAVE SOLDERING OR REFLOW SOLDERING AT 240°C MAX. FOR 5 SEC MAX.

AMPHENOL PART NUMBER: RJE05-1AA-1X10

GOLD PLATING
1 = 6 uINCH
2 = 15 uINCH
3 = 30 uINCH
4 = 50 uINCH



RECOMMENDED PANEL CUTOUT

UNLESS SPECIFIED OTHERWISE	DRAWN Chigow Xu	DATE 02/09/06
PRIMARY UNITS INCH	CHECKED L.CHAN	02/09/06
SECONDARY MILLIMETER	M.E. APP'D	
REFERENCE IN PARENTHESES	Q.A. APP'D	
GENERAL TOLERANCES	DWG APPR.	
1 DECIMAL PLACE ±0.30	ENG. REL. NO.	
2 DECIMAL PLACES ±0.25	REF.	
3 DECIMAL PLACES ±0.20	THIRD ANGLE PROJECTION	DO NOT SCALE DRAWING
ANGULAR DEGREES ±1.0°		

Amphenol Canada Corp.
www.amphenolcanada.com

TITLE: RJE05 SERIES MODULAR JACK, 10 POSITION, 10 CONTACTS, SHIELDED -RoHS COPLIANT

DWG. NO. P-RJE05-1AA-1X10

REV C

CODE ID NO. 03554 | DWG SIZE: C | SCALE: N/A | SHEET 1 OF 1

单击下面可查看定价，库存，交付和生命周期等信息

[>>Amphenol\(安费诺\)](#)