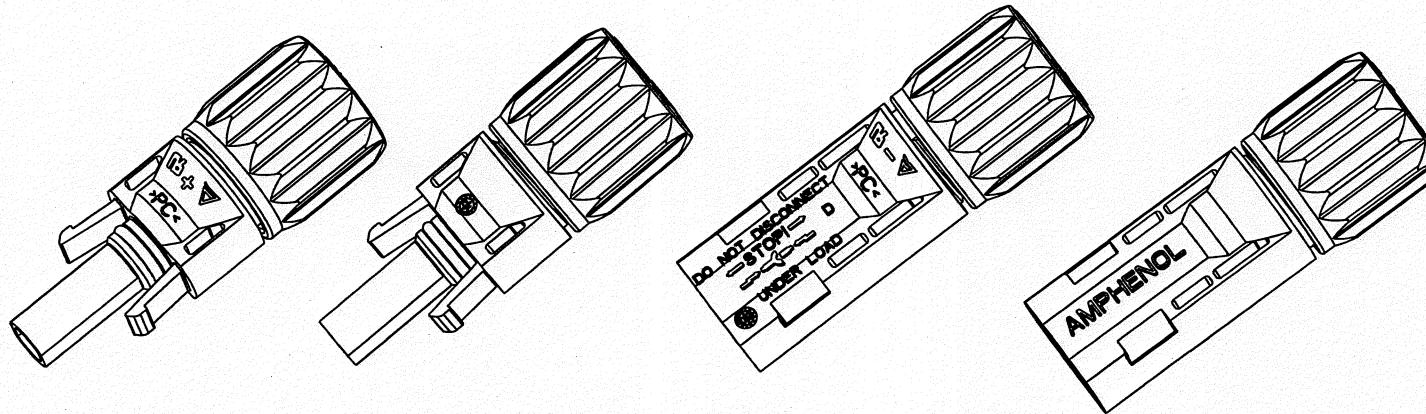


CUSTOMER DRAWING



**FREE CONNECTOR
(HELIOS H4 CABLEGLAND)**

3. SPECIFICATIONS:

DESCRIPTIONS	SPECIFICATIONS			
CONTACT SIZE	2.5mm ² /14AWG	4mm ² /12AWG	6mm ² /10AWG	10mm ² /8AWG
RATED CURRENT (TUV)	31A @85°C; 29A @90°C	42A @85°C; 39A @90°C	53A @85°C; 49A @90°C	65A @85°C; 65A @90°C
RATED CURRENT (UL)	15A	20A	30A	50A
RATED SYSTEM VOLTAGE	1500V DC(UL) 1000V DC(TUV)			1000V DC(UL) 1000V DC(TUV)
CERTIFICATE NO.	UL E339277		TUV R50157783	
CONTACT RESISTANCE WITH C&F	0.25mΩ TYP.			
CONTACT RESISTANCE WITH S&F	0.30mΩ TYP.			
DEGREE OF PROTECTION, MATED	IP68(1m, 1h)			
PIN CONTACT MATERIAL	COPPER, TIN PLATED			
INSULATION MATERIAL	THERMOPLASTIC			
AMBIENT TEMPERATURE RANGE	-40°C TO +90°C			
STRIP LENGTH	7.0±0.5 mm			
CABLE JACKET DIAMETER	4.5 TO 7.8mm			

2. USE ONLY CRIMP TOOL AMPHENOL H4TC0001 FOR C&F AND H4TC0002 FOR S&F TO CRIMP CONTACTS

1. THIS ASSEMBLY SHALL BE CERTIFIED RoHS COMPLIANT TO THE EUROPEAN UNION DIRECTIVE 2002/95/EC AS AMENDED PER 2005/618/EC.

NOTES:

THIS DOCUMENT CONTAINS PROPRIETARY INFORMATION AND SUCH INFORMATION MAY NOT BE DISCLOSED TO OTHERS FOR ANY PURPOSE OR USED FOR MANUFACTURING PURPOSES WITHOUT WRITTEN PERMISSION FROM THE AMPHENOL CORP.

N/A	PRO/ENGINEER INFORMATION
NEXT ASSEMBLY	Pro/e Model Used:
METRIC DOCUMENT	H4_C01.CUSTOMER_DRAWING.PART
	Drawing Name:
	H4_C01.CUSTOMER_DRAWING

UNLESS OTHERWISE SPECIFIED	SPECIFICATIONS	POS	QTY	PART NUMBER	DESCRIPTION	NOTE
LINER DIMENSIONS ARE IN: MILLIMETERS TOLERANCES: ANGLES = ±2° DEFAULT LINEAR TOLERANCES SEE TABLE	MATERIAL SPEC. N/A	APPROVALS		DATE	PARTS LIST	
DIM & TOL. PER ASME Y14.5M-1994; DRM PER MIL-DTL-31000; OTHER AMPHENOL STANDARDS: 9-9318	PROCESS SPEC. N/A	THIRD ANGLE PROJECTION		2015-11-11	Amphenol Technology (ShenZhen) Co.,Ltd Building C, 2nd Industrial Zone of Xia Shi Jie, Jiangshi Community, Gongming Sub-district, Guangming New District, Shenzhen, PRC	
LEGENDS: -FLAG NOTE CALL OUT REFERENCE ONLY					Helios H4 Cableglnd connector customer drawing	
		SIZE	CAGE CODE	DOCUMENT NO.	REV.	
		C	77820	H4C-(-)-C-(-)	K	
		SCALE: 1:0				SHEET 1 OF 4

ORIGINAL COPY (正宗原稿)
2 6 NOV 2015
DOCUMENT CONTROL

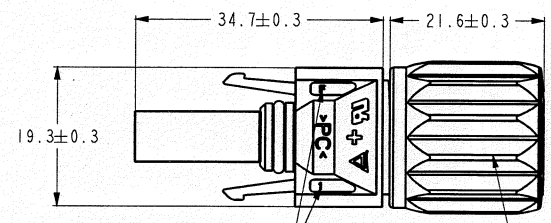
REVISIONS		
LTR	DESCRIPTION	DATE
F	UPDATE TUV MARK	2013-05-23
G	ADD C/N WITHOUT CONTACT	2013-08-09
H	UPDATE DRAWING	2013-10-26
I	ADD H4-R DETAIL	2014-11-18
J	UPDATE RATED CURRENT	2015-09-18
K	UPDATE UL1000V TO 1500V	2015-11-11

H4C-(-)-C-(-) SHEET 1 OF 4 K

H4C-(-)-C-(-) SHEET 1 OF 4 K


ORIGINAL COPY (正原版)
2 6 NOV 2015
DOCUMENT CONTROL

FREE CONNECTOR
(HELIOS H4 CABLEGLAND)



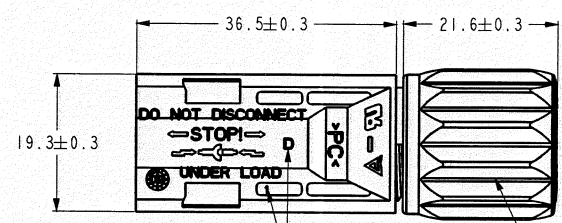
SEE NOTE 5

WRENCH TOOL: H4TW0001




SEE NOTE 5

FEMALE



SEE NOTE 5

WRENCH TOOL: H4TW0001



SEE NOTE 5

MALE

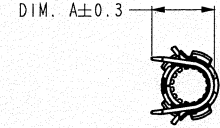
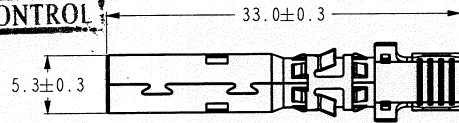
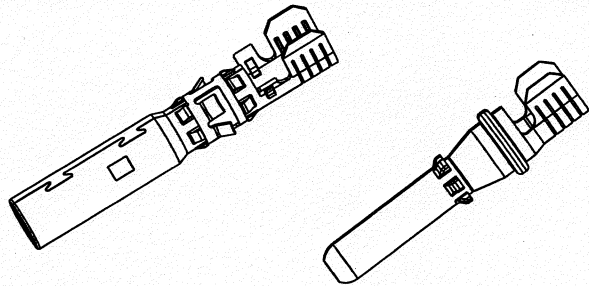
NOTES: 4. THE MARK OF LETTERS JUST THE VERSION OF THE PLASTIC PARTS FOR AMPHENOL'S MANUFACTURE PROCEDURE, WHEN THE CUSTOMER INSPECT THE PRODUCT, THEY CAN IGNORE THESE NUMBERS.

THIS DOCUMENT CONTAINS PROPRIETARY INFORMATION AND SUCH INFORMATION MAY NOT BE DISCLOSED TO OTHERS FOR ANY PURPOSE OR USED FOR MANUFACTURING PURPOSES WITHOUT WRITTEN PERMISSION FROM THE AMPHENOL CORP.

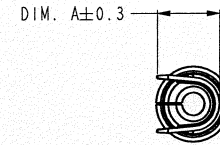
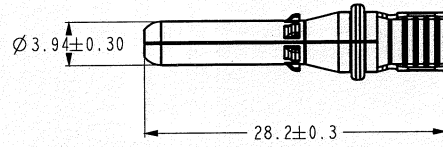
SIZE C	CAGE CODE 77820	DOCUMENT NO. H4C-(-)-C-(-)	REV. K
SCALE: 1.0		REF.	SHEET 2 OF 4

ORIGINAL COPY (正原版)
 2 6 NOV 2015
 DOCUMENT CONTROL

STAMPING & FORM CONTACT



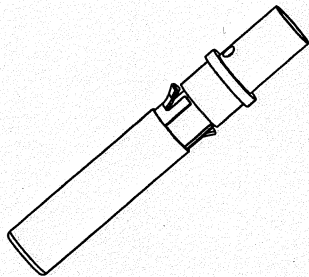
SOCKET (FEMALE)



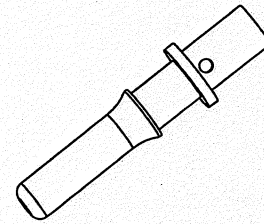
PIN (MALE)

CABLE SIZE	A (mm)
1.5 & 2.5mm ²	4.8
4.0 & 6.0mm ²	5.8

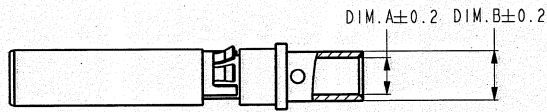
COLD FORGING CONTACT



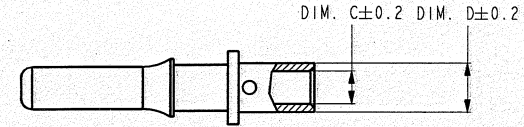
ACCEPT WIRE CONDUCTOR SIZE mm ² (AWG)	"A"	"B"
2.5 (14)	2.30	3.51
4.0 (12)	3.05	4.57
4&6 (12&10)	3.4	4.6
6.0 (10)	3.76	6.00
10.0 (8)	4.50	6.00



ACCEPT WIRE CONDUCTOR SIZE mm ² (AWG)	"C"	"D"
2.5 (14)	2.30	3.51
4.0 (12)	3.05	4.57
4&6 (12&10)	3.4	4.6
6.0 (10)	3.76	6.00
10.0 (8)	4.50	6.00



SOCKET (FEMALE)



PIN (MALE)

NOTES:

THIS DOCUMENT CONTAINS PROPRIETARY INFORMATION AND SUCH INFORMATION MAY NOT BE DISCLOSED TO OTHERS FOR ANY PURPOSE OR USED FOR MANUFACTURING PURPOSES WITHOUT WRITTEN PERMISSION FROM THE AMPHENOL CORP.

DOCUMENT NO. H4C-(-)-C-(-)
 SHEET 3 OF 4
 REV. K
 FORM 1, C-1, E-1, R-1, B
 A
 B
 C
 D

DOCUMENT NO. H4C-(-)-C-(-)
 SHEET 3 OF 4
 REV. K

ORIGINAL COPY (正宗原版)
 2 6 NOV 2015
 DOCUMENT CONTROL

ORDER P/N IN SYSTEM:

H4CFC4DMS

(BLANK): COLD FORGING CONTACT OR WITHOUT CONTACT
 S: STAMPING FORM CONTACT

I: INDIVIDUAL PACKING WITH PE BAG (800PCS PER BOX)
 C: BULK PACK 100PCS WITH PE BAG (1000PCS PER BOX)
 M: BULK PACK 500PCS PER PE BAG (1000PCS PER BOX)

D: TUV & UL APPROVAL (FOR HELIOS H4)

O: WITHOUT CONTACT
 2: FOR 2.5mm²/14AWG CABLE (FOR C&F,
 AND ALSO FOR 15 & 2.5mm²/16 & 14AWG S&F)

4: FOR 4.0mm²/12AWG CABLE (FOR C&F,
 AND ALSO FOR 4.0 & 6.0mm²/12 & 10AWG S&F)

5: FOR 4.0mm²/12AWG & 6.0mm²/10AWG CABLE (FOR C&F ONLY)

6: FOR 6.0mm²/10AWG CABLE (FOR C&F ONLY)

8: FOR 10.0mm²/8AWG CABLE (FOR C&F ONLY)

C: H4 CABLE GLAND

F: FEMALE
 M: MALE

NOTES:

THIS DOCUMENT CONTAINS PROPRIETARY INFORMATION AND SUCH INFORMATION MAY NOT BE DISCLOSED TO OTHERS FOR ANY PURPOSE OR USED FOR MANUFACTURING PURPOSES WITHOUT WRITTEN PERMISSION FROM THE AMPHENOL CORP.

SIZE C	CABLE CODE 77820	DOCUMENT NO. H4C-(-)-C-(-)	REV. K
SCALE: 1.0		REF:	SHEET 4 OF 4

DOCUMENT NO. H4C-(-)-C-(-)
 SHEET 4 OF 4
 REV. K
 C
 B
 A

DOCUMENT NO. H4C-(-)-C-(-)
 SHEET 4 OF 4
 REV. K
 C
 A

单击下面可查看定价，库存，交付和生命周期等信息

[>>Amphenol\(安费诺\)](#)