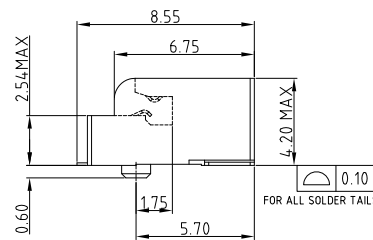
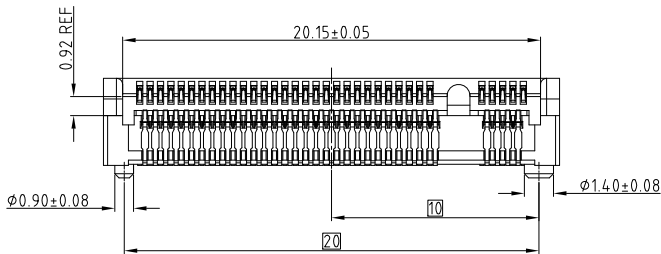
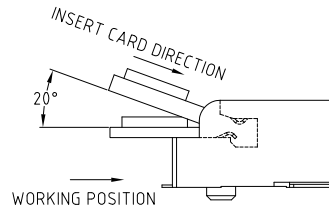
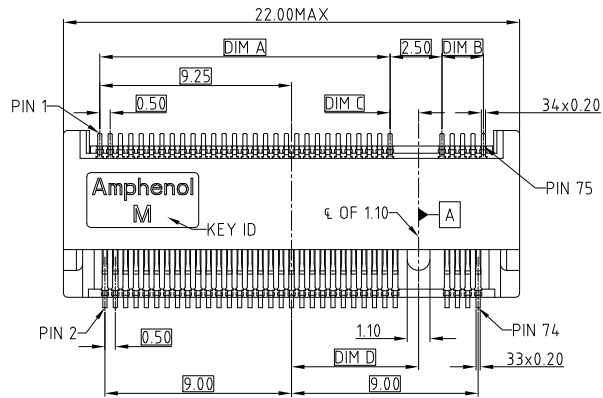


This document is the property of Amphenol Corporation and is delivered on the express condition that it is not to be disclosed, reproduced or used, in whole or in part, for manufacture or sale by anyone other than Amphenol Corporation without its prior consent, & that no right is granted to disclose or to use any information in this document.

CUSTOMER DRAWING

REVISIONS

SYM	ECN	DESCRIPTION	DATE	APPROVED
1	CDXXX	NEW RELEASE	Jan.7,2016	YH
2	CD0874	UPDATED THE DIMENSION	Jul.13,2016	YH
3	CD0874	ADD G KEY IN	Jul.25,2016	YH



NOTE:

- MATERIAL:
 PLASTIC: LCP, UL 94V-0, BLACK
 CONTACT: COPPER ALLOY
 BOARD LOCK: ALLOY
- FINISHED:
 CONTACT AREA: SEE P/N SYSTEM
 SOLDER AREA: GOLD FLASH
 BOARD LOCK: TIN PLATING 2.54um MIN
 UNDERPLATED: NI PLATING 1.27um MIN.
- ELECTRICAL PERFORMANCE:
 3.1 CURRENT RATING: 0.5A PER PIN, VOLTAGE RATING: 50 VAC PER PIN
 3.2 DIELECTRIC STRENGTH: 300V AC FOR 1 MINUTE
 3.3 INSULATION RESISTANCE: 500MΩ MIN
 3.4 CONTACT RESISTANCE: 55mΩ MAX
 3.5 OPERATION TEMPERATURE: -40°C TO +80°C
- DIMENSIONING SHALL BE INTERPRETED PER ASME Y14.5M 1994
- MATERIAL SHOULD BE FULFILLED AMPHENOL SPEC# S-SN-002 FOR HALOGEN FREE PRODUCTS, ALSO NEED TO MEET # S-SN-004

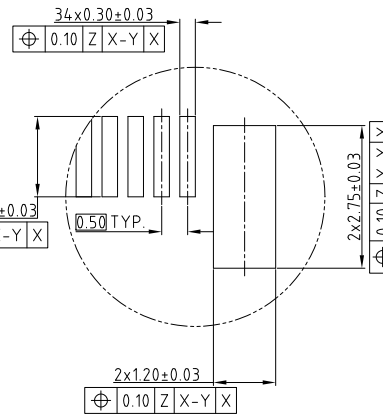
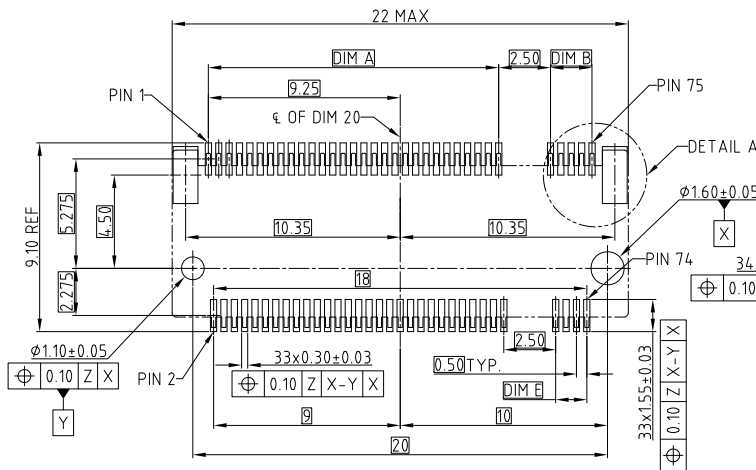


ORDER P/N SYSTEM:

MDT 420 X XX 002

PLATING
 01 0.76 MICRONS GOLD PLATING
 02 0.38 MICRONS GOLD PLATING
 03 GOLD FLASH

CONNECTOR KEY ID
 A - KEY A
 B - KEY B
 E - KEY E
 M - KEY M
 G - KEY G
 ...



RECOMMENDED M.2 MINI CARD MOUNTING TYPE_SMT_PCB OUTLINE
 DATUM Z: PCB SOLDER SURFACE

DETAIL A
 SCALE 2.5:1

KEY ID	DIM.A	DIM.B	DIM.C	DIM.D	DIM.E	REMARK
G	9.0	7.0	1.125	6.50		NOT TOOLED
M	14.0	2.0	6.125	1.50		
E	5.5	10.5	-2.625	10.50		
B	2.5	13.5	-5.625	13.50		
A	1.5	14.5	-6.625	14.50		

UNLESS OTHERWISE SPECIFIED TOLERANCES		APPROVAL	DATE	Amphenol
U.S. METRIC		DRAWN Teng.Cao	Jul.25,2016	
.X +/- 0.50 .XX +/- 0.25 .XXX +/- FRACTIONS +/- ANGLES +/- 5'		CHECKED Ly.Yi	Jul.25,2016	
FOR MATERIALS AND FINISHES SEE NOTES		APPROVED		TITLE
REMOVE SHARP EDGES		DRAWING FILE : INTERNAL_DRAWING\M.2\CMDT420XXX002		M.2 MINI PCIe CONNECTOR
DIMENSIONS		ANGLE OF PROJECTION		SIZE DRAWING NO.
U.S. INCHES (METRIC) (MM)				A3 C MDT-420-X-XX-002
				SCALE NONE SHEET 1 OF 1
				REV. 3

单击下面可查看定价，库存，交付和生命周期等信息

[>>Amphenol\(安费诺\)](#)