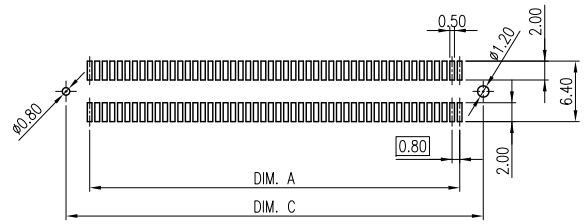
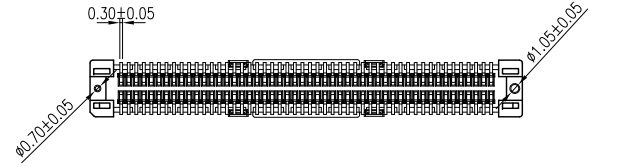
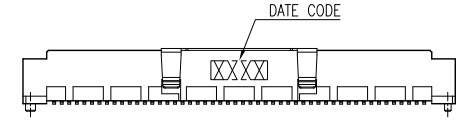
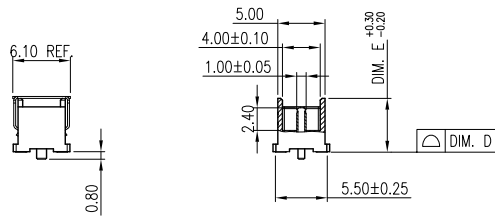
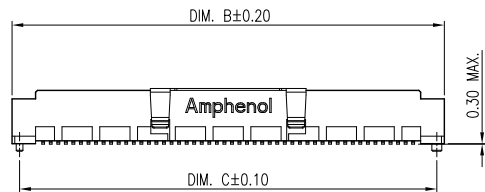
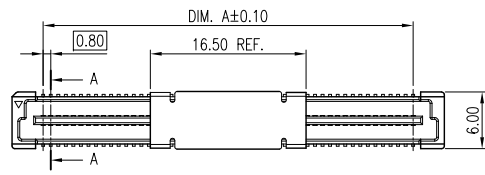
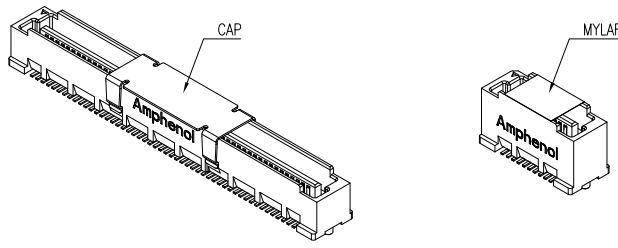


# ORIGINAL

This document is the property of Amphenol Corporation and is delivered on the express condition that it is not to be disclosed, reproduced or used, in whole or in part, for manufacture or sale by anyone other than Amphenol Corporation without its prior consent, and that no right is granted to disclose or to use any information in this document.

The marking on this product doesn't contain environmental hazardous material and must follow one or more specifications per Material Specification SS-00259 for Sony GP compliant or per directive 2011/65/EC for RoHS compliant or per IEC 61249-2-21 for Halogen Free compliant.

REVISIONS				
SYM	ECN No.	DESCRIPTION	DATE	BY
A	NE-16056	RELEASE TO PRODUCTION	03/08/2016	Sondra Sang
B	NE-16063	ADD SLUG HOLE	03/17/2016	Sondra Sang
C	NE-16197	CHANGED DATE CODE LOCATION	08/25/2016	Sondra Sang



**RECOMMENDED PCB LAYOUT- TOP VIEW**  
(GENERAL TOLERANCES: ±0.05)

DATE CODE  
X X X X  
DATE (1~7: SUNDAY~SATURDAY)  
WEEK (25: THE 25TH WEEK)  
YEAR (5: 2015)

PART NUMBER:  
G832MB 1 X XXX X X 2 X HR

- |                                 |  |
|---------------------------------|--|
| STYLE OPTION                    | PACKAGE OPTION                                 |
| 1: STRAIGHT, LCP- BLACK         | 1: TUBE PACKING, W/O CAP                       |
| 3: STRAIGHT, LCP- NATURAL WHITE | 2: T&R PACKING, W/ CAP                         |
|                                 | 3: T&R PACKING, W/O CAP                        |
|                                 | 4: T&R PACKING, W/ MYLAR (JUST FOR 20~30 POS.) |
|                                 | 5: TUBE PACKING, W/ CAP                        |
| NO OF POS.                      | CONTACT FINISH                                 |
|                                 | 0: GOLD FLASH                                  |
|                                 | 1: 15μ" GOLD                                   |
|                                 | 2: 30μ" GOLD                                   |
|                                 | 3: 8μ" GOLD                                    |
| CONN. HEIGHT (DIM. E)           |  |
| 2: 4.70mm                       |  |
| 3: 5.70mm                       |  |
| 4: 6.70mm                       |  |
| 5: 7.70mm                       |  |

200	180	160	140	120	100	80	64	60	40	20	POS.	DIM. A	DIM. B	DIM. C	DIM. D
79.20	71.20	63.20	55.20	47.20	39.20	31.20	24.80	23.20	15.20	7.20					0.20 MAX.
85.80	77.80	69.80	61.80	53.80	45.80	37.80	31.40	29.80	21.80	13.80					0.15 MAX.
84.20	76.20	68.20	60.20	52.20	44.20	36.20	29.80	28.20	20.20	12.20					0.10 MAX.

- NOTES:
- HOUSING: HIGH TEMPERATURE THERMOPLASTIC, UL 94V-0, COLOR- OPTIONAL
  - CONTACT: COPPER ALLOY, 0.15mm THICKNESS, SELECTIVE GOLD PLATED ON CONTACT AREA, 100μ" MIN. MATTE TIN PLATED ON SOLDERING TAIL, 50μ" MIN. NICKEL UNDER-PLATED OVERALL
  - CAP: STAINLESS STEEL, 0.20mm THICKNESS
  - THIS PRODUCT DOESN'T CONTAIN ENVIRONMENTAL HAZARDOUS MATERIALS PER DIRECTIVE 2011/65/EC FOR RoHS AND PER IEC 61249-2-21 FOR HALOGEN FREE COMPLIANT.

TOLERANCE	APPROVALS	DATE	TITLE	BOARD TO BOARD CONN.		<h2 style="text-align: center;">Amphenol®</h2> <p style="text-align: center;">Amphenol Corporation Amphenol Taiwan Corporation</p>	
X. ±0.30 X.X ±0.20 X.XXX ±0.10	DRAWN <b>Sondra Sang</b>	08/25/2016	0.80mm PITCH PLUG	UNIT mm SCALE NA			
ANGULAR ±1°	CHECKED <b>Chenny Yeh</b>	08/25/2016		PART No. G832MB 1X XXX XX2X HR		DWG No. G832MB1XXXXXX2XHR	REV. C
UNLESS OTHERWISE SPECIFIED	APPROVED <b>Hank Hsu</b>	08/25/2016	PROJECT CODE T572				

This document is the property of Amphenol Corporation and is delivered on the express condition that is not to be disclosed, reproduced or used, in whole or in part, for manufacture or sale by anyone other than Amphenol Corporation without its prior consent, and that no right is granted to disclose or to use any information in this document.

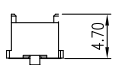
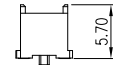
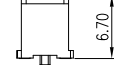
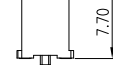
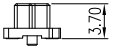
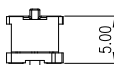
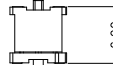
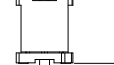


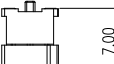
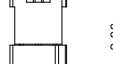



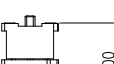
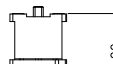
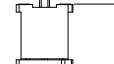

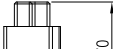
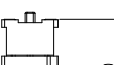
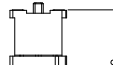


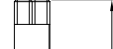
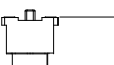
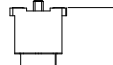
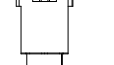

The marking on this product doesn't contain environmental hazardous material and must follow one or more specifications per Material Specification SS-00259 for Sony GP compliant or per directive 2011/65/EC for RoHS compliant or per IEC 61249-2-21 for Halogen Free compliant.

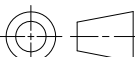


**ORIGINAL**



REVISIONS				
SYM	ECN No.	DESCRIPTION	DATE	BY
A	NE-16056	RELEASE TO PRODUCTION	03/08/2016	Sondra Sang
B	NE-16063	ADD SLUG HOLE	03/17/2016	Sondra Sang
C	NE-16197	CHANGED DATE CODE LOCATION	08/25/2016	Sondra Sang

CONNECTOR STYLE AND MATING HEIGHT		PLUG			
					
		G832MB 1X XXX 2X2X HR	G832MB 1X XXX 3X2X HR	G832MB 1X XXX 4X2X HR	G832MB 1X XXX 5X2X HR
RECEPTACLE	 G832MB 0X XXX 1X2X HR				
	 G832MB 0X XXX 3X2X HR				
	 G832MB 0X XXX 5X2X HR				
	 G832MB 0X XXX 6X2X HR				
	 G832MB 0X XXX 7X2X HR				

TOLERANCE	APPROVALS	DATE	TITLE		PART No.	
X. ±0.30 X.X ±0.20 X.XX ±0.10 X.XXX ±0.10	DRAWN <b>Sondra Sang</b>	08/25/2016	BOARD TO BOARD CONN. 0.80mm PITCH PLUG		G832MB 1X XXX XX2X HR	
ANGULAR ±1°	CHECKED <b>Chenny Yeh</b>	08/25/2016	APPROVED <b>Hank Hsu</b>		UNIT mm	SIZE A3
UNLESS OTHERWISE SPECIFIED	DWG TYPE CUST DWG	PROJECT CODE T572		SCALE NA	SHEET 2 OF 2	DWG No. G832MB1XXXXXX2XHR
					REV. C	

单击下面可查看定价，库存，交付和生命周期等信息

[>>Amphenol\(安费诺\)](#)