



# PM Panel|Mate™ AT



## 4 Hole Flange Mount Receptacles

Available in 2, 3, 4, 6, 8 and 12 Position/Size 16, 13A

Our **PanelMate™ AT 4-Hole Flange Mount Receptacle** is a two-piece, sonically-welded flange design connector series for electrical enclosure applications requiring an externally operated connection with pass through holes. The durable welded flange assures users with a secure and convenient panel mount option for use with the full range of **AT Series™** receptacles.

The **AT Series™** connector design incorporates an integral latching system that ensures a definitive electrical and mechanical connection. Connector housings are manufactured with a durable, UV resistant, thermoplastic material with dielectric/mechanical properties and environmentally RoHS compliant. The sealing system is comprised of front and rear silicone seals, multi-sealing perimeter against environmental ingress. Contacts are derived from quality copper alloy to ensure an electrically-reliable connection. **AT Series™** connectors are compatible with other existing standard products industry-wide.

**Applications:** Heavy Duty, Transportation, Marine, Diagnostic, Military, Alternative Energy, Agricultural and other demanding interconnect architectures

### Key Features

- Available in positions 2, 3, 4, 6, 8, 12
- Size 16 contacts with 13A continuous capacity
- IP67 rated (mated)
- Silicone elastomer rear seals
- Rectangular, thermoplastic housing
- Secondary wedge locks secure contacts (sold separately)
- Thermoplastic housing with integrated latch for mating
- Custom color options available
- Optional gaskets available for 3, 4, 8 and 12 positions



Sample  
AT Series™ P/N  
AT04-2P



Sample  
AT Series™ P/N  
AT04-6P-RD01

Our **PanelMate™** brand meets all the performance criteria and specifications of the **AT Series™**, and is available in a wide variety of custom colors.



Standard products. Custom solutions  
Customer Service +1 800 394 7732



PanelMate™ AT 4 Hole Flange Mount Receptacles












Image	Part Number	Description	Size	Amps/Voltage	AWG
	AT04-2P-L012	2 Pos., Receptacle, Flange Mount Connector, Pin, Gray	16	13/250	14-20
	AT04-3P-L012	3 Pos., Receptacle, Flange Mount Connector, Pin, Gray	16	13/250	14-20
	AT04-3P-LE08	3 Pos., Receptacle, Flange Mount Connector, Pin, Gray, w Shrink Boot Endcap	16	13/250	14-20
	AT04-3P-LE12	3 Pos., Receptacle, Flange Mount Connector, Pin, Black, w Shrink Boot Endcap	16	13/250	14-20
	AT04-3P-CL03	3 Pos., Receptacle, Flange Mount Connector, Pin, Gray, Reduced Diameter Seal	16	13/250	16-20
	AT04-3P-CL06	3 Pos., Receptacle, Flange Mount Connector, Pin, Black, Reduced Diameter Seal	16	13/250	16-20
	AT04-4P-L012	4 Pos., Receptacle, Flange Mount Connector, Pin, Gray	16	13/250	14-20
	AT04-4P-LE11	4 Pos., Receptacle, Flange Mount Connector, Pin, Black, w Endcap	16	13/250	14-20
	AT04-4P-CL03	4 Pos., Receptacle, Flange Mount Connector, Pin, Gray, Reduced Diameter Seal	16	13/250	16-20
	AT04-4P-CL06	4 Pos., Receptacle, Flange Mount Connector, Pin, Black, Reduced Diameter Seal	16	13/250	16-20
	AT04-6P-L012	6 Pos., Receptacle, Flange Mount Connector, Pin, Gray	16	13/250	14-20













Image	Part Number	Description	Size	Amps/Voltage	AWG
	AT04-6P-CL06	6 Pos., Receptacle, Flange Mount Connector, Pin, Black, Reduced Diamer Seal	16	13/250	16-20
	AT04-08PA-CL03	8 Pos., Receptacle, Flange Mount Connector, Pin, Gray, Reduced Diamer Seal, Keyed A	16	13/250	16-20
	AT04-08PA-CL06	8 Pos., Receptacle, Flange Mount Connector, Pin, Black, Reduced Diamer Seal, Keyed A	16	13/250	16-20
	AT04-08PA-L012	8 Pos., Receptacle, Flange Mount Connector, Pin, Gray, Keyed A	16	13/250	14-20
	AT04-08PB-L012	8 Pos., Receptacle, Flange Mount Connector, Pin, Black, Keyed B	16	13/250	14-20
	AT04-08PC-L012	8 Pos., Receptacle, Flange Mount Connector, Pin, Green, Keyed C	16	13/250	14-20
	AT04-08PD-L012	8 Pos., Receptacle, Flange Mount Connector, Pin, Brown, Keyed D	16	13/250	14-20
	AT04-08PA-LE11	8 Pos., Receptacle, Flange Mount Connector, Pin, Black, Keyed A, w Endcap	16	13/250	14-20
	AT04-12PA-L012	12 Pos., Receptacle, Flange Mount Connector, Pin, Gray, Keyed A	16	13/250	14-20
	AT04-12PB-L012	12 Pos., Receptacle, Flange Mount Connector, Pin, Black, Keyed B	16	13/250	14-20
	AT04-12PC-L012	12 Pos., Receptacle, Flange Mount Connector, Pin, Green, Keyed C	16	13/250	14-20
	AT04-12PD-L012	12 Pos., Receptacle, Flange Mount Connector, Pin, Brown, Keyed D	16	13/250	14-20
























Image	Part Number	Description	Size	Amps/Voltage	AWG
	AT04-12PA-LE07	12 Pos., Receptacle, Flange Mount Connector, Pin, Gray, Keyed A, w Endcap	16	13/250	14-20
	AT04-12PB-LE07	12 Pos., Receptacle, Flange Mount Connector, Pin, Black, Keyed B, w Endcap	16	13/250	14-20
	AT04-12PC-LE07	12 Pos., Receptacle, Flange Mount Connector, Pin, Green, Keyed C, w Endcap	16	13/250	14-20
	AT04-12PD-LE07	12 Pos., Receptacle, Flange Mount Connector, Pin, Brown, Keyed D, w Endcap	16	13/250	14-20
	AT04-12PA-LE14	12 Pos., Receptacle, Flange Mount Connector, Pin, Black, Keyed A	16	13/250	14-20
	AT04-12PA-BL04	12 Pos., Receptacle, Flange Mount Connector, Pin, Gray, Keyed A, Enhanced Key	16	13/250	14-20
	AT04-12PB-BL04	12 Pos., Receptacle, Flange Mount Connector, Pin, Black, Keyed B, Enhanced Key	16	13/250	14-20
	AT04-12PC-BL04	12 Pos., Receptacle, Flange Mount Connector, Pin, Green, Keyed C, Enhanced Key	16	13/250	14-20
	AT04-12PD-BL04	12 Pos., Receptacle, Flange Mount Connector, Pin, Brown, Keyed D, Enhanced Key	16	13/250	14-20
	AT04-12PA-BL05	12 Pos., Receptacle, Flange Mount Connector, Pin, Gray, Keyed A, Enhanced Key, w Endcap	16	13/250	14-20
	AT04-12PB-BL05	12 Pos., Receptacle, Flange Mount Connector, Pin, Black, Keyed B, Enhanced Key, w Endcap	16	13/250	14-20
	AT04-12PC-BL05	12 Pos., Receptacle, Flange Mount Connector, Pin, Green, Keyed C, Enhanced Key, w Endcap	16	13/250	14-20

Image	Part Number	Description	Size	Amps/Voltage	AWG
	AT04-12PD-BL05	12 Pos., Receptacle, Flange Mount Connector, Pin, Brown, Keyed C, Enhanced Key, w Endcap	16	13/250	14-20
	AT04-12PA-BL08	12 Pos., Receptacle, Flange Mount Connector, Pin, Black, Keyed A, Enhanced Key	16	13/250	14-20
	AT04-12PA-CL03	12 Pos., Receptacle, Flange Mount Connector, Pin, Gray, Keyed A, Reduced Diameter Seal	16	13/250	16-20
	AT04-12PB-CL03	12 Pos., Receptacle, Flange Mount Connector, Pin, Black, Keyed B, Reduced Diameter Seal	16	13/250	16-20
	AT04-12PC-CL03	12 Pos., Receptacle, Flange Mount Connector, Pin, Green, Keyed C, Reduced Diameter Seal	16	13/250	16-20
	AT04-12PD-CL03	12 Pos., Receptacle, Flange Mount Connector, Pin, Brown, Keyed D, Reduced Diameter Seal	16	13/250	16-20
	AT04-12PA-CL06	12 Pos., Receptacle, Flange Mount Connector, Pin, Black, Keyed A, Reduced Diameter Seal	16	13/250	16-20
	AT3P-L012-GKT	Gasket for 3 Position Receptacle, PanelMate™ AT, Closed Cell Sponge Rubber	N/A	N/A	N/A
	AT4P-L012-GKT	Gasket for 4 Position Receptacle, PanelMate™ AT, Closed Cell Sponge Rubber	N/A	N/A	N/A
	AT8P-L012-GKT	Gasket for 8 Position Receptacle, PanelMate™ AT, Closed Cell Sponge Rubber	N/A	N/A	N/A
	AT12-L012-GKT	Gasket for 12 Position Receptacle, PanelMate™ AT, Closed Cell Sponge Rubber	N/A	N/A	N/A

**For more information, contact:** Customer Service, +1 800 394 7732, [csr@amphenol-sine.com](mailto:csr@amphenol-sine.com)

© 2019 Amphenol Sine Systems Corporation, 44274 Morley Drive, Clinton Township MI 48036 USA. [www.amphenol-sine.com](http://www.amphenol-sine.com). Customer Service +1 800 394 7732  
 Every effort has been made to ensure that the information contained in this document is accurate at the time of publication. Specifications or information stated in this document are subject to change without notice. Updated 09/2020

单击下面可查看定价，库存，交付和生命周期等信息

[>>Amphenol\(安费诺\)](#)