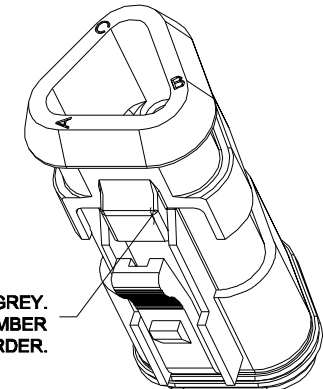
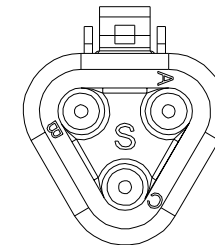
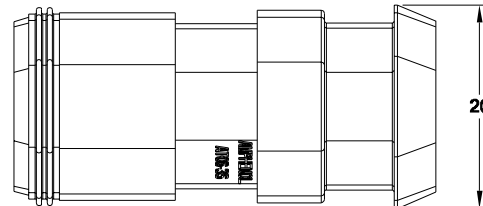
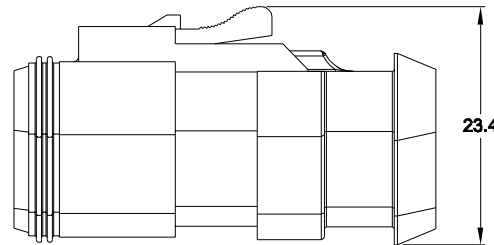
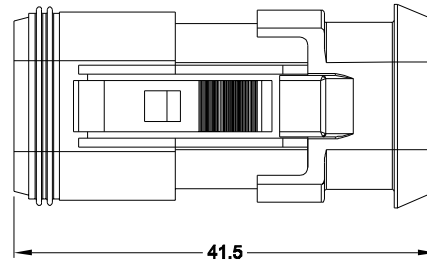
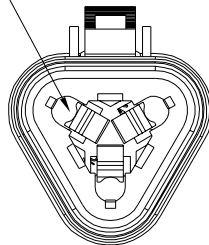


REVISIONS					
REV	ECO	DESCRIPTION	DATE	BY	APPR
A3	-	RELEASE NEW DWG FORMAT	DEC/05/13	ORION	TOMMY
A4	-	UPDATE TEXT POSITION	NOV/30/15	JARRY	TOMMY



REQUIRES CONTACT RETENTION WEDGE AW3S



STANDARD MOLDED COLOR IS GREY. ADDITIONAL COLORS SHOWN IN PART NUMBER CHART ARE AVAILABLE VIA SPECIAL ORDER.

NOTES: UNLESS OTHERWISE SPECIFIED

1. MATERIAL:
HOUSING: THERMOPLASTIC
SEAL: SILICONE RUBBER
2. MODIFICATIONS: N/A
3. SPECIFICATIONS:
 - 3.1 CURRENT RATING: 13 AMPS
 - 3.2 OPERATING TEMPERATURE: -55°C TO +125°C
 - 3.3 DIELECTRIC WITHSTANDING VOLTAGE: LESS THAN 2 MILLIAMPS CURRENT LEAKAGE @ 1500 VOLTS AC.
 - 3.4 INSULATION RESISTANCE: 1000 MEGOHMS MIN @ 25°C.
 - 3.5 MOISTURE RESISTANCE: IP67 (MATED CONDITION)
 - 3.6 MATING CYCLE DURABILITY: 100 CYCLES
 - 3.7 RoHS COMPLIANT
4. MATING PART: AT04-3P* RECEPTACLE
(* = MODIFICATIONS AND COLORS)
5. ALL DIMENSIONS ARE FOR REFERENCE USE ONLY.

6 CONTACT SIZE AND REAR SEAL WIRE RANGE:

CONTACT SIZE	MIN. INSUL O.D.	MAX. INSUL O.D.	TYPICAL WIRE RANGE
16	2.24 mm (.088 in)	3.68 mm (.145 in)	14 - 20 AWG

PART NUMBER CHART	
COLOR	PART NUMBER
GREY	AT06-3S-SB01
BLACK	AT06-3S-SB01BLK
BLUE	AT06-3S-SB01BLU
BROWN	AT06-3S-SB01BRN
GREEN	AT06-3S-SB01GRN
RED	AT06-3S-SB01RED
WHITE	AT06-3S-SB01WHT
YELLOW	AT06-3S-SB01YEL

SEE PART NUMBER CHART		DESCRIPTION		ITEM
PART NUMBER		DESCRIPTION		
QUANTITY	MATERIALS LIST			
UNLESS OTHERWISE SPECIFIED				
1) All dimensions are in metric(mm).				
2) Tolerances are as follows:				
1 PL DEC ±0.30 Fractions ±1/64				
2 PL DEC ±0.16 Angles ±1°				
3 PL DEC ±0.08				
3) Note reference =				
MATERIAL SPECIFICATIONS:		SIGNATURES		DATE
PROCESS SPECIFICATIONS:		DRAWN: ORION		DEC/05/13
NEXT ABBY:		CHECKED:		ENGINEER:
		APPROVAL:		CUSTOMER:
		THIS DRAWING IS SUPPLIED FOR INFORMATION ONLY. DESIGN FEATURES, SPECIFICATIONS AND PERFORMANCE DATA SHOWN HEREON ARE THE PROPERTY OF THE AMPHENOL CORPORATION. NO RIGHTS OF REPRODUCTION ARE IMPLIED. ALL DIMENSIONS ARE SUBJECT TO NORMAL MANUFACTURING VARIATIONS.		
		 Sine Systems - www.amphenol-sine.com 44724 Morley Drive Clinton Township, MI 48036		
		PLUG, 3 SOCKET, SHRINK BOOT, AT SERIES		
		SIZE	TYPE	DWG NO:
		B C-		AT06-3S-SB01XXX
		SCALE:	NONE	REVISION
				A4
		SHEET 1 OF 1		

TITLE: PLUG, 3 SOCKET, SHRINK BOOT, AT SERIES
 DWG NO: AT06-3S-SB01XXX
 REV: A4
 SH: 1
 OF: 1

单击下面可查看定价，库存，交付和生命周期等信息

[>>Amphenol\(安费诺\)](#)