

PRODUCT NUMBER  
77311-YXX-XXLF

PLATING SEE SHEET 2  
PIN STYLE SEE SHEET 2

RoHS COMPATIBLE  
SEE NOTE 6

TOTAL NB OF POSITIONS 01 TO 36

OPTION LETTER SEE SHEET 2

PRODUCT NUMBER (BERGSTRIK PACKAGING)  
77311-YXX-OOLF

PLATING

1= 0.76µm GOLD/GXT ON CONTACT AREA, 2µm TIN MIN ON TAILS

8= 0.38µm GOLD/GXT ON CONTACT AREA, 2µm TIN MIN ON TAILS

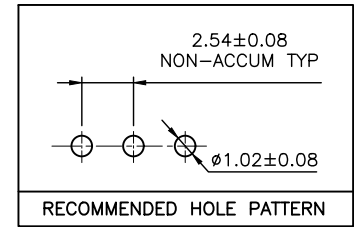
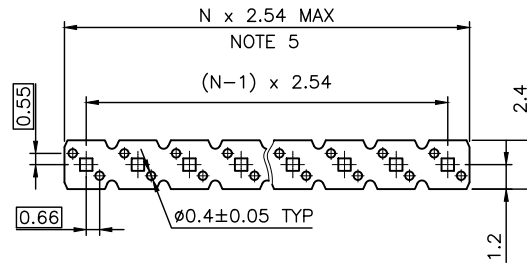
4= 2.0µm TIN MIN FULL PLATED

1.27µm NICKEL MIN UNDERLAYER FOR ALL PLATING VERSIONS

INDICATES THE PRODUCT IS RoHS COMPATIBLE, SEE NOTE 6

POSITIONS PER REEL : 00=36,000 (BERGSTRIK)

PIN STYLE	MATING	SOLDER	OAL
01	5.84	2.41	10.8
02	5.84	3.42	11.8
18	5.84	3.05	11.43
22	7.75	3.05	13.35
24	6.75	2.9	12.2
27	6.6	2.66	11.8



NOTES:

- HOUSING MAT'L : HIGH TEMPERATURE THERMOPLASTIC. UL94V-0 COLOR: BLACK
- PIN MATERIAL : PHOSPHOR BRONZE
- BERGSTRIK PRODUCT PACKAGED IN POLYBAGS. BERGSTRIK PRODUCT PACKAGED PER REELS.
- 9N MIN RETENTION IN EITHER DIRECTION
- TO DETERMINE DIMENSIONS :  
N = NUMBER OF POSITIONS PER ROW  
EXAMPLE : 8 POS N x 2.54 = 20.32mm
- RoHS COMPATIBLE PRODUCT SPECIFICATIONS

a - PLATING:

- "LF" MEANS THE PRODUCT IS LEAD-FREE, 2µm MINIMUM MATTE TIN OVER 1.27µm MINIMUM NICKEL UNDERPLATE.

b - MANUFACTURING PROCESS COMPATIBILITY

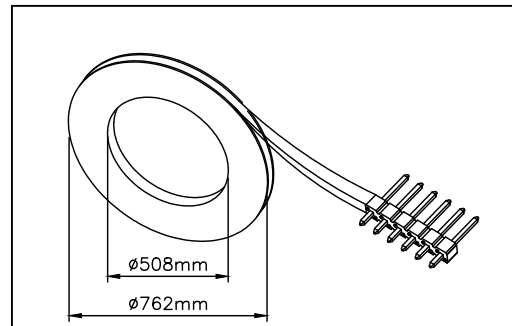
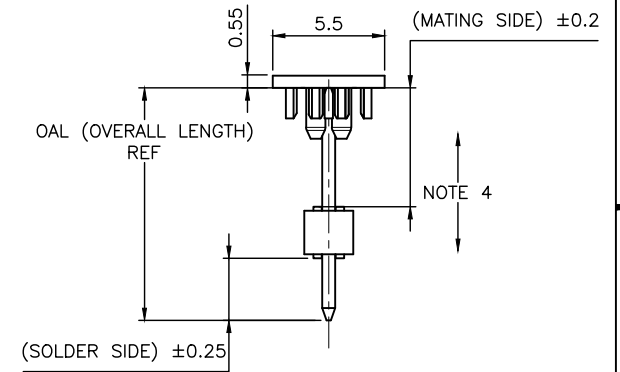
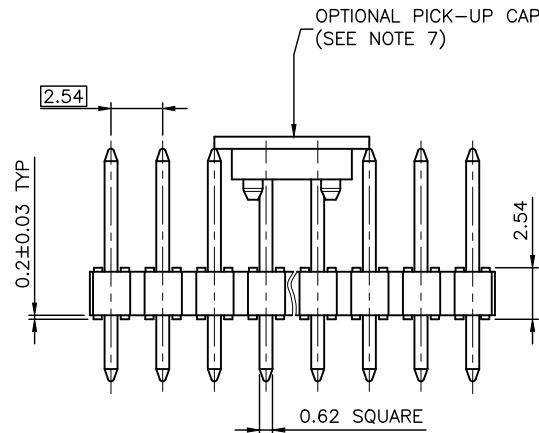
- THE HOUSING WILL WITHSTAND EXPOSURE TO 260°C ±5°C SOLDER BATH TEMPERATURE FOR 5 SECONDS IN A WAVE SOLDER APPLICATION WITH A 1.6mm MIN THICK CIRCUIT BOARD.

- REFLOW COMPATIBLE

c - LABELING:

- MEETS PACKAGING SPECS AS PER GS-14-920

d - LEGAL STATEMENT: SEE GS-47-0004



BERGSTRIK HEADER REEL PACKAGING DIMENSIONS

mat'l. code		surface		tolerance		projection		product family	
SEE NOTES		ISO 1302		ISO 406 ISO 1101		mm		BERGSTIK	
ltr	ecn no	dr	date	tolerances unless otherwise specified		mm		title	
CW	F-38159	DDE	20.08.26	angles	linear	mm		UNSHR.HEADER	
CX	F-39392	DDE	20.12.18			scale 5:1		STR SR TMT	
CY	F-39850	DDE	23.01.13					dwg no	
DA	F-49467	DDE	23.10.12	dr	D.LE			sheet 1 of 3	
DB	F-49625	LMU	23.10.31	engr	JM.C			size	
				chr	JM.C			77311	
CV	F-35304	LMU	19.11.04	appd	JF.N			A3	
								type	
sheet	revision	DB	CB	R				CUSTOMER	
index	sheet	1	2	3				Drawing	

- OPTIONS :
- = POLYBAG PACKAGING
  - K = TAPE & REEL PACKAGING, WITHOUT PICK UP CAP, AS AVAILABLE
  - A = TAPE & REEL PACKAGING, WITH PICK UP CAP. AS AVAILABLE
  - KC = TAPE & REEL PACKAGING WITHOUT PICK UP CAP AND WITH HIGH RETENTION FEATURES
  - KV = TAPE & REEL PACKAGING WITHOUT PICK UP CAP FOR CUSTOMER DEDICATED PART ONLY FOR P/N 77311-462KVO4LF
  - AV = TAPE & REEL PACKAGING WITH PICK UP CAP FOR CUSTOMER DEDICATED PART
  - C = HIGH RETENTION FEATURES, SEE SHEET 2
  - V = BLIBOX PACKAGING FOR CUSTOMER DEDICATED PART. ONLY FOR 77311-4BNV01LF
  - R = RETENTION FEATURES, SEE BELOW  
IF RETENTION FEATURE "R" AND TUBE PACKAGING "T" ARE BOTH REQUIRED  
OPTIONAL LETTER "R" WILL APPEAR INSTEAD OF THE FIRST DASH  
EXAMPLE : 77311R424T03LF

RETENTION FEATURES :

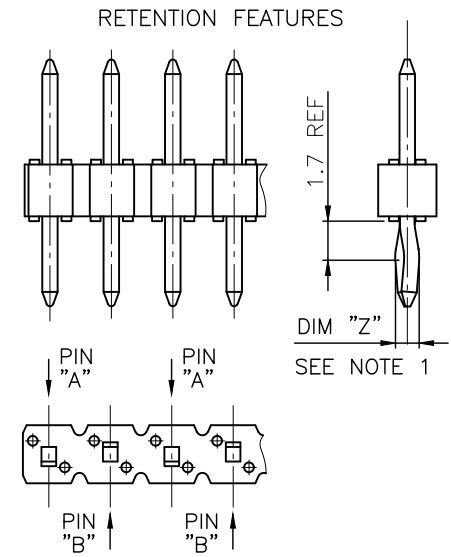
- 1 - PART NUMBER 77311-XXXXXXLF: DIM "Z"=(0.99)  
PART NUMBER 77311-XXXXCXXLF: DIM "Z"= 1.05MIN -1.15MAX
- 2 - PINS "A" AND "B" USED FOR RETENTION.
- 3 - DIRECTION OF RETENTION SHOWN BY ARROWS.
- 4 - ON 4 TO 36 POSITIONS HEADER; RETENTION IS IN MID POSITION OF HEADER (4 CENTRAL PINS)
- 5 - FOR RETENTION OPTION , SOLDER TAIL LENGTH TO BE 2.9 MIN UP TO 3.5 MAX.
- 6 - HOUSING MATERIAL FOR P/N 77311-4AJC03LF & 77311-TAJC03LF  
HIGH TEMPERATURE THERMOPLASTIC UL94V-0 COLOR : NATURAL

PLATING SPECIFICATIONS :

- 7 - ONLY FOR PLATING 1XX, 8.0MM GOLD / GXT PLATING AREA FROM PIN TYPE ON MATING SIDE

PLATING :

- 1 = 0.76µm GOLD/GXT ON CONTACT AREA, 2µm TIN MIN ON TAIL
- 4 = 2µm TIN MIN FULL PLATED
- 5 = 0.25µm GOLD/GXT ON CONTACT AREA, 2µm TIN MIN ON TAIL ONLY AVAILABLE UPON REQUEST
- 8 = 0.38µm GOLD/GXT ON CONTACT AREA, 2µm TIN MIN ON TAIL
- G = 0.76µm FULL GXT
- S = 0.38µm FULL GXT
- T = 2µm TIN MIN FULL PLATED INCLUDED PIN TYP  
- 1.27µm NICKEL MIN UNDERLAYER FOR ALL PLATING VERSIONS



mat'l. code				surface ISO 1302 ✓		tolerance ISO 406 ISO 1101		projection mm		product family BERGSTIK	
ltr	ecn no	dr	date	tolerances unless otherwise specified				title			
BU	B-20596	AMA	15.03.30	angles	Linear			UNSHR.HEADER			
BV	F-22085	LMU	15.10.05					STR SR TMT			
BW	F-22100	AMA	15.10.08			scale N/A		dwg no		sheet 2 of 3 size	
BX	F-26241	LMU	17.03.01	dr	D.LE	01.01.24	Amphenol FCI		77311		A3
BY	F-39392	DDE	20.12.18	enr	JM.C	01.01.24			CUSTOMER		Drawing
CA	F-39850	DDE	23.01.13	chr	JM.C	01.01.24					
CB	F-49467	DDE	23.10.12	appd	JF.N	01.01.24					
sheet	revision										
index	sheet										

Amphenol FCI  
FCIconnect.com

Copyright FCI



单击下面可查看定价，库存，交付和生命周期等信息

[>>Amphenol\(安费诺\)](#)