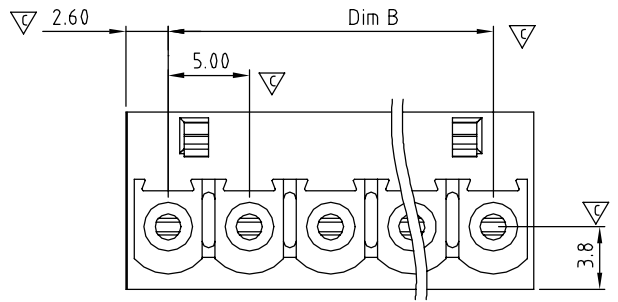
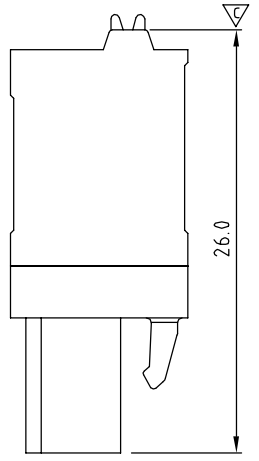
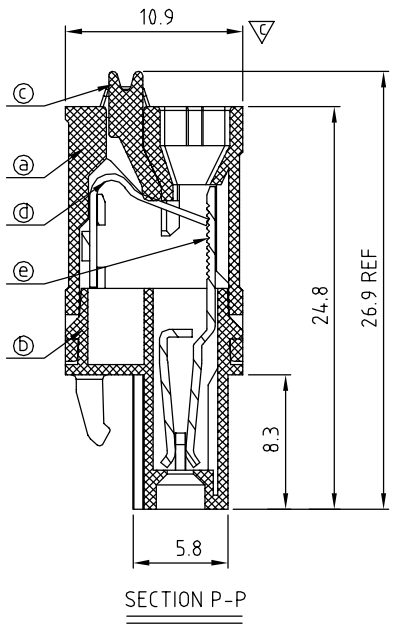
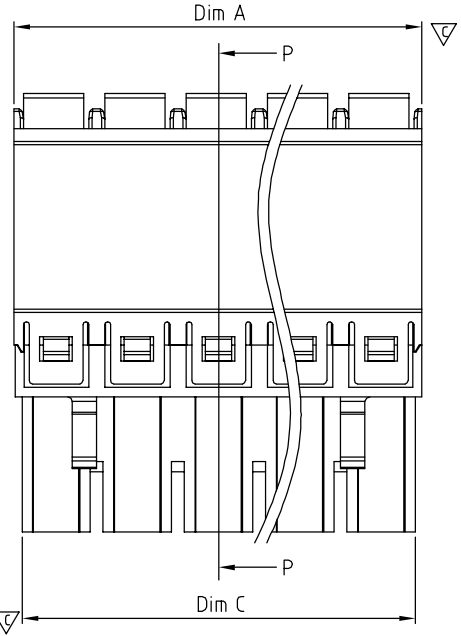
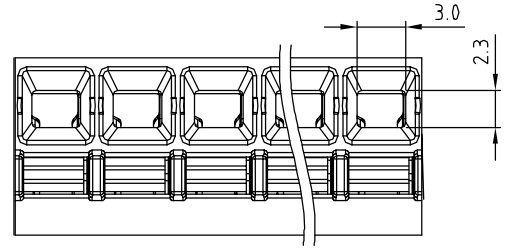
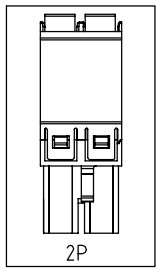


SIGN	DATE	DESCRIPTION	APPROVER
△	06/21'11	Add "cULus" Safety Approval logo	Aaron
THIS IS CAD DRAWING, DO NOT REVISE MANUALLY!!!			



- Material:
- Item a Terminal(Up housing): Thermoplastic (UL94V-0)
 - Item b Terminal(Down housing): Thermoplastic (UL94V-0)
 - Item c Terminal(Lever): Thermoplastic (UL94V-0)
 - Item d Spring clamp: Stainless steel
 - Item e Female contact: PhBz Tin Plated.

- Electrical:
- Voltage rating: 300 V
 - Current rating: 12 A
 - Wire range:
 - Solid wire(AWG): 14-24
 - Stranded wire(AWG): 14-24
 - Wire strip length: 11-12 mm
 - Withstanding Voltage: 1.6 KV
 - Operating temperature: -40°C to +115°C
 - Safety Approval:
 - Critical dimension:

KD xx 7 0 x 0 xxxx G

- No. OF POLES
- 02: 2 POLES
 - 03: 3 POLES
 - : :
 - 24: 24 POLES
- COLOR
- 0 Black (RAL9005)
 - 2 Red (RAL3001/D)
 - 3 Orange(RAL2011/P)
 - 4 Yellow(RAL1018/A)
 - 5 Green(RAL6018/T)
 - 6 Blue (RAL5015/A)
 - 8 Grey(RAL7035/D)
 - 9 White(RAL1102)
 - C Green(RAL6018/U)
- G: Pb<40000ppm
- 0000: "@ " Logo (Standard)
 - 000A: "ANYTEK" Mark
- Any special item by customer request. please contact sales department.

Dimension

Dim A	N×5.0+0.1
Dim B	(N-1)×5.0
Dim C	(N-1)×5.0+4.20

N=Number of poles

Tolerance			
2p-6p	7p-12p	13p-18p	19p-24p
±0.15	±0.25	±0.35	±0.40

ANYTEK				CUSTOMER COPY			
ALL RIGHTS RESERVED. REPRODUCTION OR ISSUE TO THIRD PARTIES IN ANY FORM WHATSOEVER IS NOT PERMITTED WITHOUT WRITTEN AUTHORITY FROM THE PROPRIETOR. PROPERTY OF ANYTEK TECHNOLOGY CO., LTD							
TITLE		KD 5.0mm W/O Flange Series (2P-24P)					
PART NO.		KDxx70x0xxxxG			DWG NO.		8KD0101
APPROVED		CHECKED		DESIGNED		DRAWN	
				Aaron 2011.06.21		Aaron 2011.06.21	
				CUST NO.		Tolerance	
						UNIT: mm	
						SCALE: NONE	
						SHEET: 01/01	
						X. ±0.50	
						X.X ±0.30	
						X.XX ±0.10	
						X° ±1°	

单击下面可查看定价，库存，交付和生命周期等信息

[>>Amphenol\(安费诺\)](#)