


# Automotive MLCC with FLEXITERM<sup>®</sup>, KAF Series

## General Specifications

### GENERAL DESCRIPTION



With increased requirements from the automotive industry for additional component robustness, KYOCERA AVX recognized the need to produce a MLCC with enhanced mechanical strength. It was noted that many components may be subject to severe flexing and vibration when used in various under the hood automotive and other harsh environment applications.

To satisfy the requirement for enhanced mechanical strength, KYOCERA AVX had to find a way of ensuring electrical integrity is maintained whilst external forces are being applied to the component. It was found that the structure of the termination needed to be flexible and after much research and development, KYOCERA AVX launched FLEXITERM<sup>®</sup>. FLEXITERM<sup>®</sup> is designed to enhance the mechanical flexure and temperature cycling performance of a standard ceramic capacitor. The industry standard for flexure is 2mm minimum. Using FLEXITERM<sup>®</sup>, KYOCERA AVX provides up to 5mm of flexure without internal cracks. Beyond 5mm, the capacitor will generally fail "open".

As well as for automotive applications FLEXITERM<sup>®</sup> will provide Design Engineers with a satisfactory solution when designing PCB's which may be subject to high levels of board flexure.

### PRODUCT ADVANTAGES

- High mechanical performance able to withstand, 5mm bend test guaranteed
- Increased temperature cycling performance, 3000 cycles and beyond
- Flexible termination system
- Reduction in circuit board flex failures
- Base metal electrode system
- Automotive or commercial grade products available
- AECQ200 Qualified
- Approved to VW 80808 Specification

### APPLICATIONS

#### High Flexure Stress Circuit Boards

- e.g. Depanelization: Components near edges of board.

#### Variable Temperature Applications

- Soft termination offers improved reliability performance in applications where there is temperature variation.
- e.g. All kind of engine sensors: Direct connection to battery rail.

#### Automotive Applications

- Improved reliability.
- Excellent mechanical performance and thermo mechanical performance.

### HOW TO ORDER

<b>KAF</b>	<b>31</b>	<b>G</b>	<b>R7</b>	<b>1H</b>	<b>475</b>	<b>K</b>	<b>U</b>
Series	Size	Thickness	Dielectric		Capacitance Code Code (in pF)	Capacitance Tolerance	Packaging
AEC-Q200 FLEXITERM <sup>®</sup> SERIES	15 = 0603 21 = 0805 31 = 1206 32 = 1210 42 = 1808 43 = 1812 55 = 2220	See Cap Chart	CG = COG R7 = X7R R8 = X8R L8 = X8L G8 = X8G	0J = 6.3V 1A = 10V 1C = 16V 1E = 25V 1H = 50V 2A = 100V 2D = 200V 2E = 250V 2H = 500V 2J = 630V 3A = 1000V 3N = 1500V 3D = 2000V 3E = 2500V 3U = 3000V	2 Significant Digits +Number of zeros eg 10uF = 106 10nF = 103 47pF = 470	B = ± 0.1pF (<10pF)* C = ± 0.25pF (<10pF)* D = ± 0.5pF (<10pF)* F = ± 1%* G = ± 2%* J = ± 5% K = ± 10% M = ± 20%	See Table Below

NOTE: Contact factory for availability of Tolerance Options for Specific Part Numbers.

### PACKAGING CODES

Code	EIA (inch)	IEC (mm)	7" Paper	7" Embossed	13" Paper	13" Embossed
15	0603	1608	T	U	M	L
21	0805	2012	T	U	M	L
31	1206	3216	T	U	M	L
32	1210	3225	T	U	M	L
42	1808	4520		Y		K
43	1812	4532		V		S
55	2220	5750		V		S

\*thickness determines paper or plastic embossed packaging

# Automotive MLCC with FLEXITERM<sup>®</sup>, KAF Series

## Specifications and Test Methods



### PERFORMANCE TESTING

#### AEC-Q200 Qualification:

- Created by the Automotive Electronics Council
- Specification defining stress test qualification for passive components



#### Testing:

Key tests used to compare soft termination to AEC-Q200 qualification:

- Bend Test
- Temperature Cycle Test

### BOARD BEND TEST RESULTS

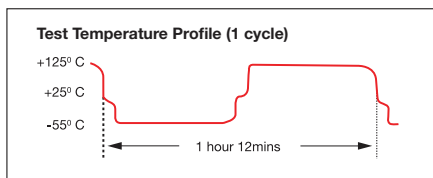
Style	Conventional Termination	FLEXITERM <sup>®</sup>
0603	>2mm	>5mm
0805	>2mm	>5mm
1206	>2mm	>5mm

### TEMPERATURE CYCLE TEST PROCEDURE

Test Procedure as per AEC-Q200:

The test is conducted to determine the resistance of the component when it is exposed to extremes of alternating high and low temperatures.

- Sample lot size quantity 77 pieces
- TC chamber cycle from -55°C to +125°C for 1000 cycles
- Interim electrical measurements at 250, 500, 1000 cycles
- Measure parameter capacitance dissipation factor, insulation resistance



### BOARD BEND TEST PROCEDURE

According to AEC-Q200

Test Procedure as per AEC-Q200:

Sample size: 20 components  
Span: 90mm Minimum deflection spec: 2 mm

- Components soldered onto FR4 PCB (Figure 1)
- Board connected electrically to the test equipment (Figure 2)

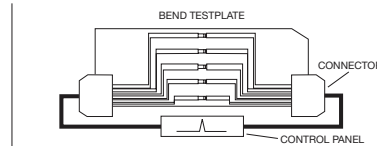


Fig 1 - PCB layout with electrical connections

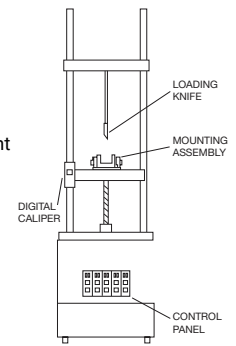
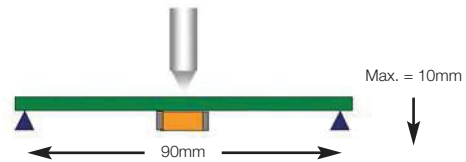


Fig 2 - Board Bend test equipment

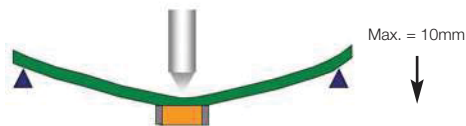
### ENHANCED SOFT TERMINATION BEND TEST PROCEDURE

#### Bend Test

The capacitor is soldered to the printed circuit board as shown and is bent up to 10mm at 1mm per second:



- The board is placed on 2 supports 90mm apart (capacitor side down)
- The row of capacitors is aligned with the load stressing knife

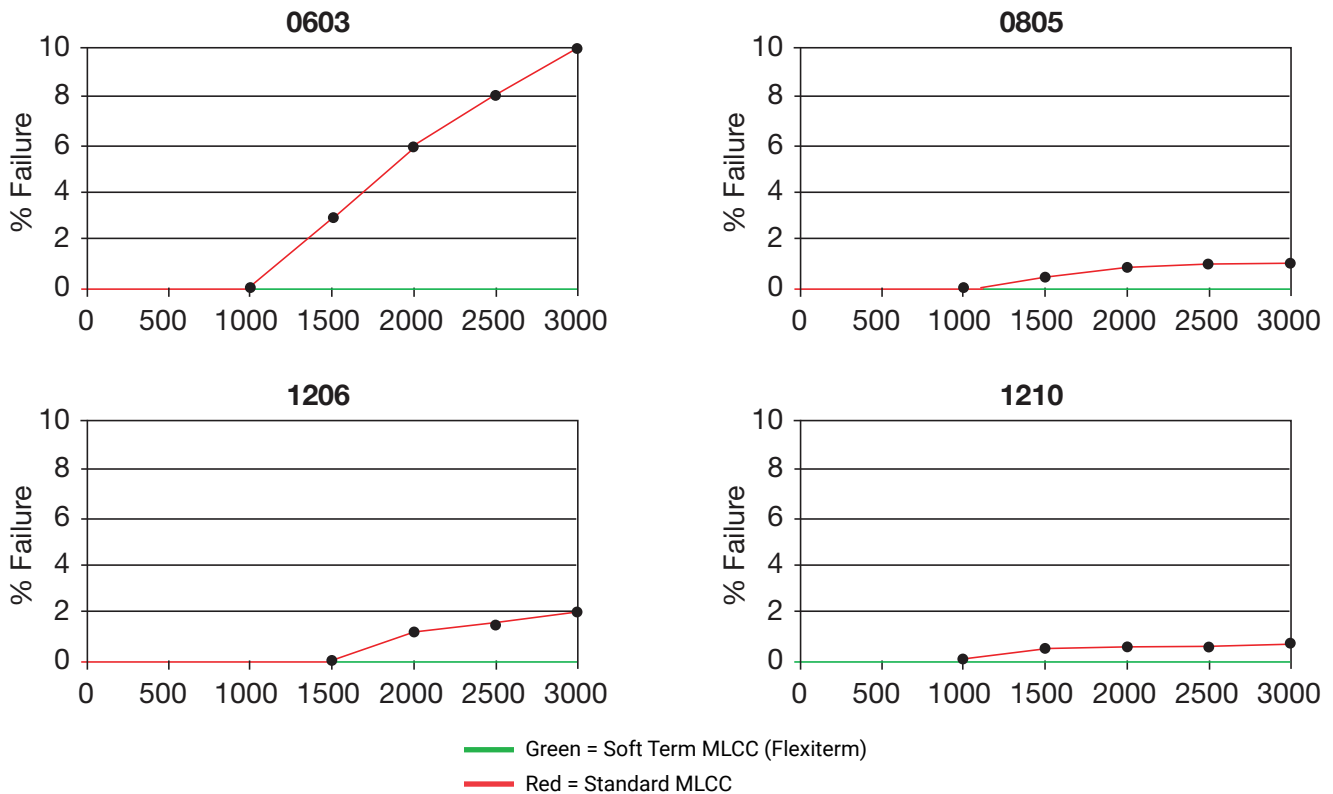


- The load is applied and the deflection where the part starts to crack is recorded (Note: Equipment detects the start of the crack using a highly sensitive current detection circuit)
- The maximum deflection capability is 10mm

# Automotive MLCC with FLEXITERM<sup>®</sup>, KAF Series

## Specifications and Test Methods

### BEYOND 1000 CYCLES: TEMPERATURE CYCLE TEST RESULTS




**Soft Term - No Defects up to 3000 cycles**

**AEC-Q200 specification states 1000 cycles compared to 3000 temperature cycles.**

### FLEXITERM<sup>®</sup> TEST SUMMARY

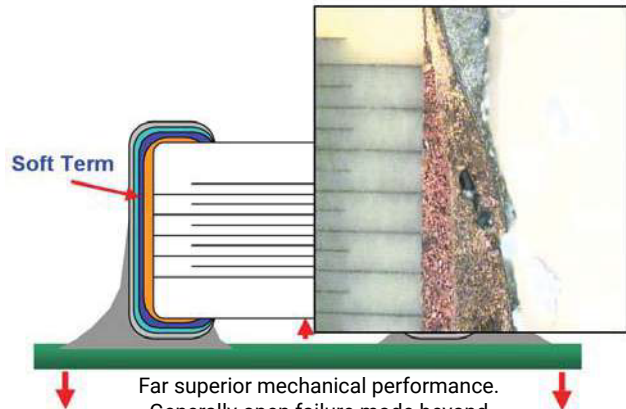
- Qualified to AEC-Q200 test/specification with the exception of using 3000 temperature cycles (up to +150°C bend test guaranteed greater than 5mm).
- FLEXITERM<sup>®</sup> provides improved performance compared to standard termination systems.
- Board bend test improvement by a factor of 2 to 4 times.
- Temperature Cycling:
  - 0% Failure up to 3000 cycles
  - No ESR change up to 3000 cycle

#### WITHOUT SOFT TERMINATION



Major fear is of latent board flex failures.

#### WITH SOFT TERMINATION



Far superior mechanical performance. Generally open failure mode beyond 5mm flexure

# Automotive MLCC with FLEXITERM® - NP0

## Capacitance Range

SIZE		0603			0805			1206						1210								
Soldering		Reflow/Wave			Reflow/Wave			Reflow/Wave						Reflow/Wave								
(L) Length	mm (in.)	1.6 ± 0.15 (0.063 ± 0.006)			2.01 ± 0.2 (0.079 ± 0.008)			3.2 ± 0.2 (0.126 ± 0.008)						3.2 ± 0.2 (0.126 ± 0.008)								
(W) Width	mm (in.)	0.81 ± 0.15 (0.032 ± 0.006)			1.25 ± 0.2 (0.049 ± 0.008)			1.6 ± 0.2 (0.063 ± 0.008)						2.5 ± 0.2 (0.098 ± 0.008)								
(t) Terminal	mm (in.)	0.35 ± 0.15 (0.014 ± 0.006)			0.5 ± 0.25 (0.02 ± 0.01)			0.5 ± 0.25 (0.02 ± 0.01)						0.5 ± 0.25 (0.02 ± 0.01)								
WVDC		25V	50V	100V	25V	50V	100V	50V	100V	200V	250V	500V	630V	1000V	50V	100V	200V	250V	500V	630V	1000V	
0R5	0.5	A	A	A	B	B	B															
1R0	1.0	A	A	A	B	B	B															
100	10	A	A	A	B	B	B															
120	12	A	A	A	B	B	B															
150	15	A	A	A	B	B	B															
180	18	A	A	A	B	B	B															
220	22	A	A	A	B	B	B															
270	27	A	A	A	B	B	B															
330	33	A	A	A	B	B	B															
390	39	A	A	A	B	B	B															
470	47	A	A	A	B	B	B															
560	56	A	A	A																		
680	68	A	A	A																		
820	82	A	A	A																		
101	100	A	A	A																		
121	120																					
151	150																					
181	180																					
221	220																					
271	270																					
331	330																					
391	390																					
471	470																					
561	560																					
681	680																					
821	820																					
102	1000	A	B																			K
122	1200	A	B																		F	K
152	1500	A	B																			G
222	2200	A						B	B	B	B	B	B								G	G
272	2700	A						B	B	B	B	B	B		G	G	G	G	G	G	G	G
332	3300	A						G	G	G	G	G	G		G	G	G	G	G	G	G	G
392	3900	A						G	G	G	G	G	G		G	G	G	G	G	G	G	G
472	4700	A						G	G	G	G	G	G		G	G	G	G	G	G	G	G
562	5600	A						G	G	G	G	G	G		G	G	G	G	G	G	G	G
682	6800	A						G	G	G	G	G	G		K	K	K	K	K	K	K	K
822	8200	A						G	G	G	G	G	G		K	K	K	K	K	K	K	K
103	10000	A						G	G	G	G	G	G		K	K	K	K	K	K	K	L
123	12000														K	K	K	K	K	K	K	K
153	15000														L	L	L	L	L	L	L	L
183	18000														L	L	L	L	L	L	L	L
223	22000														L	L	L	L	L	L	L	L
273	27000														L	L	L	L	L	L	L	L
333	33000														L	L	L	L	L	L	L	L
393	39000																					
473	47000																					
563	56000																					
683	68000																					
823	82000																					
104	100000																					
WVDC		25V	50V	100V	25V	50V	100V	50V	100V	200V	250V	500V	630V	1000V	50V	100V	200V	250V	500V	630V	1000V	
Size		0603			0805			1206						1210								

Case Size	0603 (KAF15)	0805 (KAF21)		1206 (KAF31)				1210 (KAF32)					
Thickness Letter	A	B	A	B	N	D	G	Q	B	F	G	K	L
Max Thickness (mm)	0.90	0.94	1.45	0.94	1.27	1.45	1.78	0.94	1.02	1.52	1.78	2.29	2.80
Carrier Tape	PAPER	PAPER	EMB	PAPER	EMB	EMB	EMB	PAPER	EMB	EMB	EMB	EMB	EMB
Packaging Code 7" reel	T	T	U	T	U	U	U	T	U	U	U	U	U
Packaging Code 13" reel	M	M	L	M	L	L	L	M	L	L	L	L	L
	EMBOSED (EMB)												

# Automotive MLCC with FLEXITERM® - X8R / X8L

## Capacitance Range

KYOCERA AVX has developed a range of multilayer ceramic capacitors designed for use in applications up to 150°C. These capacitors are manufactured with an X8R and an X8L dielectric material. X8R material has capacitance variation of ± 15% between -55°C and +150°C. The X8L material has capacitance variation of ±15% between -55°C to 125°C to 125°C and +15/40% from +125°C to +150°C.

The need for X8R and X8L performance has been driven by customer requirements for parts that operate at elevated temperatures. They provide a highly reliable capacitor with low loss and stable capacitance over temperature.

They are ideal for automotive under the hood sensors, and various industrial applications. Typical industrial application would be drilling monitoring system. They can also be used as bulk capacitors for high temperature camera modules.

### X8R

SIZE		0603			0805			1206		
Soldering		Reflow/Wave			Reflow/Wave			Reflow/Wave		
(L) Length	mm (in.)	1.6 ± 0.15 (0.063 ± 0.006)			2.01 ± 0.2 (0.079 ± 0.008)			3.2 ± 0.2 (0.126 ± 0.008)		
(W) Width	mm (in.)	0.81 ± 0.15 (0.032 ± 0.006)			1.25 ± 0.2 (0.049 ± 0.008)			1.6 ± 0.2 (0.063 ± 0.008)		
(t) Terminal	mm (in.)	0.35 ± 0.15 (0.014 ± 0.006)			0.5 ± 0.25 (0.02 ± 0.01)			0.5 ± 0.25 (0.02 ± 0.01)		
WVDC		25V	50V	100V	25V	50V	100V	25V	50V	100V
271	Cap 270	A	A	A						
331	(pF) 330	A	A	A	B	B	B			
471	470	A	A	A	B	B	B			
681	680	A	A	A	B	B	B			
102	1000	A	A	A	B	B	B	B	B	B
152	1500	A	A	A	B	B	B	B	B	B
182	1800	A	A	A	B	B	B	B	B	B
222	2200	A	A	A	B	B	B	B	B	B
272	2700	A	A	A	B	B	B	B	B	B
332	3300	A	A	A	B	B	B	B	B	B
392	3900	A	A	A	B	B	B	B	B	B
472	4700	A	A	A	B	B	B	B	B	B
562	5600	A	A	A	B	B	B	B	B	B
682	6800	A	A	A	B	B	B	B	B	B
822	8200	A	A	A	B	B	B	B	B	B
103	Cap 0.01	A	A	A	B	B	B	B	B	B
123	(uF) 0.012	A	A		B	B	B	B	B	B
153	0.015	A	A		B	B	A	B	B	B
183	0.018	A	A		B	B	A	B	B	B
223	0.022	A	A		B	B	A	B	B	B
273	0.027	A	A		B	B		B	B	B
333	0.033	A	A		B	B		B	B	B
393	0.039	A	A		B	B		B	B	B
473	0.047	A	A		B	B		B	B	B
563	0.056	A			A	A		N	N	N
683	0.068	A			A	A		N	N	N
823	0.082				A	A		N	N	N
104	0.1				A	A		N	N	N
124	0.12				A	A		N	N	N
154	0.15				A	A		N	N	N
184	0.18				A			N	N	
224	0.22				A			N	N	
274	0.27							N	N	
334	0.33							N	N	
394	0.39							E	G	
474	0.47							E	G	
684	0.68							G	G	
824	0.82							G	G	
105	1							G	G	
WVDC		25V	50V	100V	25V	50V	100V	25V	50V	100V
SIZE		0603			0805			1206		

Case Size	0603(KAF15)				0805(KAF21)				1206(KAF31)				1210(KAF32)
Thickness Letter	A	B	B	A	B	N	E	G	L				
Max Thickness	0.90	0.95	0.94	1.45	0.94	1.27	1.52	1.78	2.79				
Carrier Tape	PAPER	PAPER	PAPER	EMB	PAPER	EMB	EMB	EMB	EMB				
Packaging Code 7 reel	T	T	T	U	T	U	U	U	U				
Packaging Code 13 reel	M	M	M	L	M	L	L	L	L				
EMBOSSED (EMB)													

### X8L


SIZE		0603			0805			1206				1210			
Soldering		Reflow/Wave			Reflow/Wave			Reflow/Wave				Reflow/Wave			
(L) Length	mm (in.)	1.6 ± 0.15 (0.063 ± 0.006)			2.01 ± 0.2 (0.079 ± 0.008)			3.2 ± 0.2 (0.126 ± 0.008)				3.2 ± 0.2 (0.126 ± 0.008)			
(W) Width	mm (in.)	0.81 ± 0.15 (0.032 ± 0.006)			1.25 ± 0.2 (0.049 ± 0.008)			1.6 ± 0.2 (0.063 ± 0.008)				2.5 ± 0.2 (0.098 ± 0.008)			
(t) Terminal	mm (in.)	0.35 ± 0.15 (0.014 ± 0.006)			0.5 ± 0.25 (0.02 ± 0.01)			0.5 ± 0.25 (0.02 ± 0.01)				0.5 ± 0.25 (0.02 ± 0.01)			
WVDC		25V	50V	100V	25V	50V	100V	16V	25V	50V	100V	10V	25V	50V	100V
271	Cap 270	A	A												
331	(pF) 330	A	A	A	B	B	B								
471	470	A	A	A	B	B	B								
681	680	A	A	A	B	B	B								
102	1000	A	A	A	B	B	B			B	B				
152	1500	A	A	A	B	B	B			B	B	B			
182	1800	A	A	A	B	B	B			B	B	B			
222	2200	A	A	A	B	B	B			B	B	B			
272	2700	A	A	A	B	B	B			B	B	B			
332	3300	A	A	A	B	B	B			B	B	B			
392	3900	A	A	A	B	B	B			B	B	B			
472	4700	A	A	A	B	B	B			B	B	B			
562	5600	A	A	A	B	B	B			B	B	B			
682	6800	A	A	A	B	B	B			B	B	B			
822	8200	A	A	A	B	B	B			B	B	B			
103	Cap 0.01	A	A	A	B	B	B			B	B	B			
123	(uF) 0.012	A	A	A	B	B	B			B	B	B			
153	0.015	A	A	A	B	B	B			B	B	B			
183	0.018	A	A	A	B	B	B			B	B	B			
223	0.022	A	A	A	B	B	B			B	B	B			
273	0.027	A	A	A	B	B	B			B	B	B			
333	0.033	A	A	B	B	B	A			B	B	B			
393	0.039	A	A		B	B	A			B	B	B			
473	0.047	A	A		B	B	A			B	B	B			
563	0.056	A	A		B	B	A			B	B	B			
683	0.068	A	A		B	B	A			B	B	B			
823	0.082	A	A		B	B	A			B	B	N			
104	0.1	A	A		B	B	A			B	B	N			
124	0.12				B	A				B	B	N			
154	0.15				B	A				B	B	N			
184	0.18				A	A				B	B	B	G		
224	0.22				A	A				B	B	B	G		
274	0.27				A	A				B	N	N			
334	0.33				A	A				B	N	E			
394	0.39				A	A				N	N	E			
474	0.47				A	A				N	N	E			
684	0.68				A	A				N	G	G			
824	0.82				A	A				N	G	G			
105	1				A	A				N	G	G			
155	1.5				A					G	G	G			
225	2.2				A					G	G	G			L
475	4.7									G	G				L
106	10														
WVDC		25V	50V	100V	25V	50V	100V	16V	25V	50V	100V	10V	25V	50V	100V
SIZE		0603			0805			1206				1210			

# Automotive MLCC with FLEXITERM® - X8R / X8L

## General Specifications

### APPLICATIONS FOR X8R AND X8L CAPACITORS

- All market sectors with a 150°C requirement
- Automotive on engine applications
- Oil exploration applications
- Hybrid automotive applications
  - Battery control
  - Inverter / converter circuits
  - Motor control applications
  - Water pump
- Hybrid commercial applications
  - Emergency circuits
  - Sensors
  - Temperature regulation

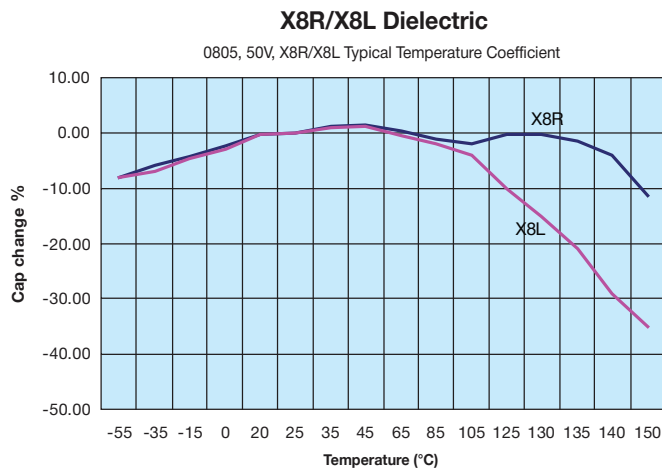


### ADVANTAGES OF X8R AND X8L MLC CAPACITORS

- Both ranges are qualified to the highest automotive AEC-Q200 standards
- Excellent reliability compared to other capacitor technologies
- RoHS compliant
- Low ESR / ESL compared to other technologies
- Tin solder finish
- FLEXITERM® available
- 100V range available

### ENGINEERING TOOLS FOR HIGH VOLTAGE MLC CAPACITORS

- Samples
- Technical Articles
- Application Engineering
- Application Support





# Automotive MLCC with FLEXITERM® - X7R, 630V to 3000V



## Capacitance Range

Case Size		1206					1210				1808					1812					2220							
Soldering		Reflow/Wave					Reflow/Wave				Reflow Only					Reflow Only					Reflow Only							
(L) Length	mm (in.)	3.2 ± 0.2 (0.126 ± 0.008)					3.2 ± 0.2 (0.126 ± 0.008)				4.57 ± 0.25 (0.18 ± 0.01)					4.5 ± 0.3 (0.177 ± 0.012)					5.7 ± 0.5 (0.224 ± 0.02)							
(W) Width	mm (in.)	1.6 ± 0.2 (0.063 ± 0.008)					2.5 ± 0.2 (0.098 ± 0.008)				2.03 ± 0.25 (0.08 ± 0.01)					3.2 ± 0.2 (0.126 ± 0.008)					5 ± 0.4 (0.197 ± 0.016)							
(t) Terminal	mm max	0.5 ± 0.25 (0.02 ± 0.01)					0.5 ± 0.25 (0.02 ± 0.01)				0.61 ± 0.36 (0.024 ± 0.014)					0.61 ± 0.36 (0.024 ± 0.014)					0.64 ± 0.39 (0.025 ± 0.015)							
Voltage (V)		630	1000	1500	2000	2500	630	1000	1500	2000	630	1000	1500	2000	2500	3000	630	1000	1500	2000	2500	3000	630	1000	1500	2000	2500	3000
Cap (pF)	101 100	B	B	B	B	B																						
	121 120	B	B	B	B	B																						
	151 150	B	B	B	B	B																						
	181 180	B	B	B	B	B																						
	221 220	B	B	B	B	B					B	B	B	B	B	B												
	271 270	B	B	B	B	B	H	H	H	H	B	B	B	B	B	B												
	331 330	B	B	B	B	B	H	H	H	H	B	B	B	B	B	B	E											
	391 390	B	B	B	B	B	H	H	H	H	B	B	B	B	B	B	E											
	471 470	B	B	B	B	B	H	H	H	H	B	B	B	B	B	B	E	E	E	E	E	E						
	561 560	B	B	B	B	B	H	H	H	H	B	B	B	B	B	B	E	E	E	E	E	E						
	681 680	B	B	B	B	B	H	H	H	H	B	B	B	B	B	B	E	E	E	E	E	E						
	821 820	B	B	B	B	B	H	H	H	H	B	B	C	C	C	C	E	E	E	E	E	E						
	102 1000	B	B	B	B	B	H	H	H	H	B	B	C	C	C	C	E	E	E	E	E	E	Z	Z	Z	Z	C	
	122 1220	D	A	A	A		H	H	H	H							F	F	F	F	F	F	Z	Z	Z	Z	C	
	152 1500	D	A	A	A		H	H	H	H							F	F	F	F	F	F	Z	Z	Z	Z	C	
	182 1800	D	A	A			H	H	H	H							F	F	F	F	F	F	Z	Z	Z	Z	C	
	222 2200	D	A	A			H	H	H	H							F	F	F	F	F	F	Z	Z	Z	Z	C	
	272 2700	D	A	A			H	H	H	H							F	F	F	F	F	F	Z	Z	Z	Z	C	
	332 3300	D	A				H	H	H	H							F	F	F	F			Z	Z	Z	Z		
	392 3900	D	A				H	H	H								F	F	F	F			Z	Z	Z	Z		
	472 4700	D	A				H	H	H								F	F	J	J			Z	Z	Z	Z		
	562 5600	D	A				H	H	H								F	F	J	J			Z	Z	Z	Z		
	682 6800	A	A				H	H									F	F	J	J			Z	Z	Z	Z		
	822 8200	A					H	H									F	F	J	J			Z	Z	C	C		
	103 0.01	A					H	H									F	F	J				C	C	C	C		
	123 0.012						H	H									F	F	J				C	C	C	C		
	153 0.015						H	H									F	F	J				C	C	C	C		
	183 0.018						H	H									F	F	J				C	C	C	C		
	223 0.022						H										F	F					C	C	C	C		
	273 0.027						H										F	F					C	C	C	C		
	333 0.033																F						C	C				
	393 0.039																F						C	C				
	473 0.047																F						C	C				
	563 0.056																						C	C				
	683 0.068																						C	C				
	823 0.082																						C	C				
	104 0.1																						C	C				
	124 0.12																						C					
	154 0.15																						C					
	224 0.22																						C					
	334 0.33																											
	474 0.47																											
	684 0.68																											
	105 1																											
WVDC		630	1000	1500	2000	2500	630	1000	1500	2000	630	1000	1500	2000	2500	3000	630	1000	1500	2000	2500	3000	630	1000	1500	2000	3000	
Size		1206					1210				1808					1812					2220							

NOTE: Contact factory for non-specified capacitance values

Case Size	1206(KAF31)			1210(KAF32)		1808(KAF42)		1812(KAF43)			2220(KAF55)	
Thickness Letter	B	D	A	H		B	C	E	F	J	Z	C
Max Thickness	0.94	1.45	1.80	1.80		1.80	2.21	1.80	2.21	2.80	2.21	2.80
Carrier Tape	PAPER	EMB	EMB	EMB		EMB	EMB	EMB	EMB	EMB	EMB	EMB
Packaging Code 7" reel	T	U	U	U		Y	Y	V	V	V	V	V
Packaging Code 13" reel	M	L	L	L		K	K	S	S	S	S	S
	PAPER						EMBOSSSED (EMB)					



单击下面可查看定价，库存，交付和生命周期等信息

[>>AVX](#)