


# Metallized Polypropylene Film AC Capacitor (Interference Suppressors Class-X2)

FV

AC FILTERING



FV are non-inductively wound with metallized polypropylene film as dielectric and electrode, encapsulated in solvent-resistant and self-extinguishing UL94v0 thermoplastic case, with epoxy resin sealed. They provide interference suppression with safety approvals. They are suitable for Across-the-line Capacitors, EMI Filters, Spark-Killer Circuits, etc.

## APPLICATIONS

- The FV capacitor is suitable for Across-the-line, EMI Filters
- Capacitance Range: 0.01 $\mu$ F ~ 10.0 $\mu$ F
- Capacitance Tolerance:  $\pm 10\%$  (K),  $\pm 20\%$  (M)
- Rated Voltage: 305V<sub>rms</sub>
- Frequency: 50Hz, 60Hz
- Insulation Resistance: > 15,000M $\Omega$  ( $\leq 0.33\mu$ F)  
> 5,000M $\Omega$  ( $> 0.33\mu$ F)
- Dielectric Strength: 1312VDC for 60sec.  
Or 2000vdc for 2sec

Climatic Category: 40/110/56

Passive Flammability Category: B

## WORKING TEMPERATURE

Operating Temperature Range: -40°C to +110°C

## FEATURES

- Self-healing properties.
- High moisture resistance.
- Over voltage stress withstanding.
- Excellent active and passive flame resistant abilities
- Widely used in across-the-line, interference suppression circuit, etc.

## STANDARDS

ENEC-VDE: EN60384-14(2005)

UL/CUL: UL60384-14 / CSA E60384-14

KC: K60384-14

CQC: GB/T 14472

## HOW TO ORDER

FV	A1	6	H	0103	K	2	L
<b>Series</b>	<b>Case</b>	<b>Dielectric</b>	<b>Voltage</b>	<b>Capacitance EIA Code</b>	<b>Tolerances</b>	<b>Environment Type</b>	<b>Lead Length</b>
	A1-A3 B1 C1-C9 D1-D6 E1-E9 F1-F9	6 = Polypropylene	H = 305V	0103 = 0.01 $\mu$ F	K = $\pm 10\%$ M = $\pm 20\%$	2 = standard environment H = THB (temperature humidity bias)	L = 22mm 2 = 3.5 mm T = Tape packaging

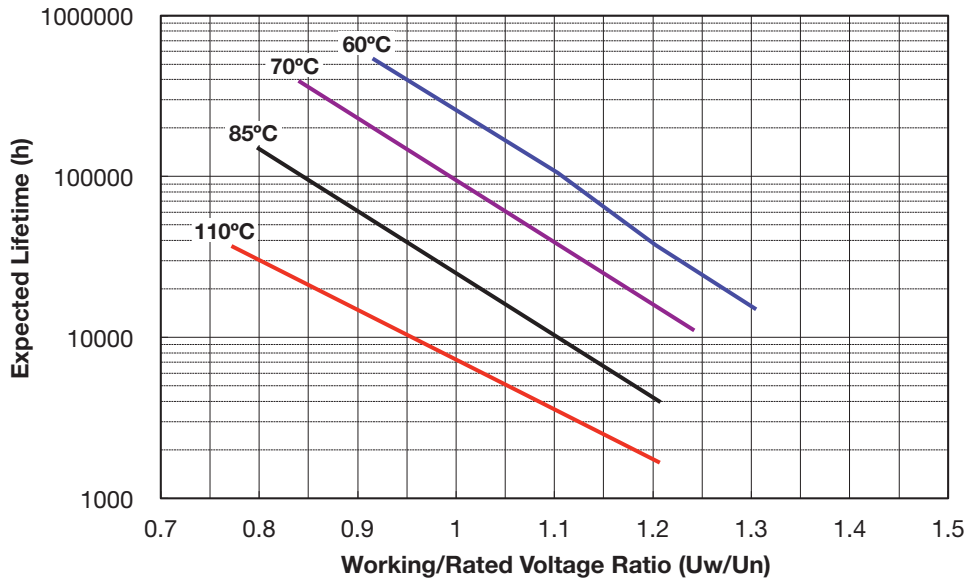
# Metallized Polypropylene Film AC Capacitor (Interference Suppressors Class-X2)



FV

## LIFETIME EXPECTANCY VS HOT SPOT TEMPERATURE AND VOLTAGE

Expected Lifetime Curves

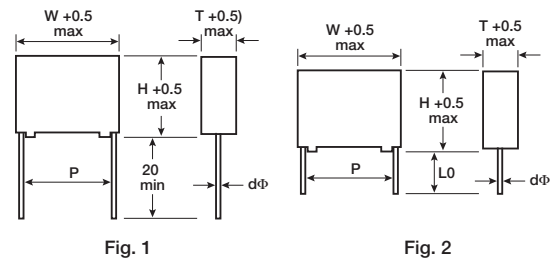


AC FILTERING

## DIMENSIONS

AVX Case Ref	W (mm)	H (mm)	T (mm)	P (mm)	d (mm)
A1	13	11	5	10	0.6
A2	13	12	6	10	0.6
A3	13	16	8	10	0.6
B1	15	13.5	7	12.5	0.8
C1	18	11	5	15	0.6
C2	18	12	6	15	0.6
C3	18	12	6	15	0.8
C4	18	13.5	7.5	15	0.8
C5	18	14	8	15	0.8
C6	18	16	10	15	0.8
C7	18	18	9	15	0.8
C8	18	18	10	15	0.8
C9	18	19	11	15	0.8
D1	26	17	8.5	22.5	0.8
D2	26	19	10	22.5	0.8
D3	26	20	11	22.5	0.8
D4	26	22	12	22.5	0.8
D5	26	23	13	22.5	0.8
D6	26	25	15	22.5	0.8
E1	31	20	11	27.5	0.8
E2	31	22	13	27.5	0.8
E3	31	28	14	27.5	0.8
E4	31	28	18	27.5	0.8
E5	31	28	19.5	27.5	0.8
E6	31	33	18	27.5	0.8
E7	31	35	26	27.5	0.8
E8	31	31	23	27.5	0.8
E9	31	36	22	27.5	0.8
F1	41.5	32	16	37.5	1
F2	41.5	28	19	37.5	1
F3	41.5	32	19	37.5	1
F4	41.5	36	19	37.5	1
F5	41.5	38	20	37.5	1
F6	41.5	40	20	37.5	1
F7	41.5	43	28	37.5	1
F8	41.5	44	24	37.5	1
F9	41.5	45	30	37.5	1

## GENERAL DESCRIPTION



# Metallized Polypropylene Film AC Capacitor (Interference Suppressors Class-X2)



FV

## ELECTRICAL CHARACTERISTICS

Climatic category	40/110/56 (IEC 60384-14)
Test voltage between terminals @ 25°C	1312Vdc, 60sec
Capacitance range C <sub>n</sub>	0.01μF to 10.0μF
Capacitance Tolerances:	±10%, ±20%
Rated AC Voltage:	305V <sub>rms</sub>
Dielectric:	Polypropylene
Insulation Resistance:	> 15,000MΩ (≤0.33μF), > 5,000MΩ (> 0.33μF) after 1 minute electrification @ 100 Vdc & 25 °C
Lifetime (ΔC/C < 10%):	100,000hrs @ U <sub>r</sub> & 70°C

## RATINGS AND PART NUMBER REFERENCE – POLYPROPYLENE DIELECTRIC

Cap (μF) ±10%	Rated Voltage (V)	AVX Part Number	Case Code	W ±0.50 (mm)	H ±0.50 (mm)	T ±0.50 (mm)	P ±1.00 (mm)	d ±0.50 (mm)	V/μs (Volt/sec)	I <sub>peak</sub> (A)	Packaging Method (Fig 1)		Packaging Method (Fig 2)		Packaging Method (Taping)	
											Qty	Box Dimension (mm)	Qty	Box Dimension (mm)	Qty	Box Dimension (mm)
<b>V<sub>rms</sub> = 305V Voltage Code: H</b>																
0.010	305	FVA16H0103*22	A1	13.0	11.0	5.0	10.0	0.6	400.0	4.0	NA	NA	850	360*170*35	NA	NA
0.010	305	FVA16H0103*2L	A1	13.0	11.0	5.0	10.0	0.6	400.0	4.0	1200	180*170*120	NA	NA	NA	NA
0.010	305	FVA16H0103*2T	A1	13.0	11.0	5.0	10.0	0.6	400.0	4.0	NA	NA	NA	NA	600	335*265*55
0.015	305	FVA16H0153*22	A1	13.0	11.0	5.0	10.0	0.6	400.0	6.0	NA	NA	850	360*170*35	NA	NA
0.015	305	FVA16H0153*2L	A1	13.0	11.0	5.0	10.0	0.6	400.0	6.0	1200	180*170*120	NA	NA	NA	NA
0.015	305	FVA16H0153*2T	A1	13.0	11.0	5.0	10.0	0.6	400.0	6.0	NA	NA	NA	NA	600	335*265*55
0.022	305	FVA16H0223*22	A1	13.0	11.0	5.0	10.0	0.6	400.0	8.8	NA	NA	850	360*170*35	NA	NA
0.022	305	FVA16H0223*2L	A1	13.0	11.0	5.0	10.0	0.6	400.0	8.8	1200	180*170*120	NA	NA	NA	NA
0.022	305	FVA16H0223*2T	A1	13.0	11.0	5.0	10.0	0.6	400.0	8.8	NA	NA	NA	NA	600	335*265*55
0.033	305	FVA16H0333*22	A1	13.0	11.0	5.0	10.0	0.6	400.0	13.2	NA	NA	850	360*170*35	NA	NA
0.033	305	FVA16H0333*2L	A1	13.0	11.0	5.0	10.0	0.6	400.0	13.2	1200	180*170*120	NA	NA	NA	NA
0.033	305	FVA16H0333*2T	A1	13.0	11.0	5.0	10.0	0.6	400.0	13.2	NA	NA	NA	NA	600	335*265*55
0.047	305	FVA16H0473*22	A1	13.0	11.0	5.0	10.0	0.6	400.0	18.8	NA	NA	850	360*170*35	NA	NA
0.047	305	FVA16H0473*2L	A1	13.0	11.0	5.0	10.0	0.6	400.0	18.8	1200	180*170*120	NA	NA	NA	NA
0.047	305	FVA16H0473*2T	A1	13.0	11.0	5.0	10.0	0.6	400.0	18.8	NA	NA	NA	NA	600	335*265*55
0.047	305	FVA26H0473*22	A2	13.0	12.0	6.0	10.0	0.6	400.0	18.8	NA	NA	700	360*170*35	NA	NA
0.047	305	FVA26H0473*2L	A2	13.0	12.0	6.0	10.0	0.6	400.0	18.8	1000	180*170*120	NA	NA	NA	NA
0.047	305	FVA26H0473*2T	A2	13.0	12.0	6.0	10.0	0.6	400.0	18.8	NA	NA	NA	NA	500	335*265*55
0.056	305	FVA26H0563*22	A2	13.0	12.0	6.0	10.0	0.6	400.0	22.4	NA	NA	700	360*170*35	NA	NA
0.056	305	FVA26H0563*2L	A2	13.0	12.0	6.0	10.0	0.6	400.0	22.4	1000	180*170*120	NA	NA	NA	NA
0.056	305	FVA26H0563*2T	A2	13.0	12.0	6.0	10.0	0.6	400.0	22.4	NA	NA	NA	NA	500	335*265*55
0.068	305	FVA26H0683*22	A2	13.0	12.0	6.0	10.0	0.6	400.0	27.2	NA	NA	700	360*170*35	NA	NA
0.068	305	FVA26H0683*2L	A2	13.0	12.0	6.0	10.0	0.6	400.0	27.2	1000	180*170*120	NA	NA	NA	NA
0.068	305	FVA26H0683*2T	A2	13.0	12.0	6.0	10.0	0.6	400.0	27.2	NA	NA	NA	NA	500	335*265*55
0.082	305	FVA26H0823*22	A2	13.0	12.0	6.0	10.0	0.6	400.0	32.8	NA	NA	700	360*170*35	NA	NA
0.082	305	FVA26H0823*2L	A2	13.0	12.0	6.0	10.0	0.6	400.0	32.8	1000	180*170*120	NA	NA	NA	NA
0.082	305	FVA26H0823*2T	A2	13.0	12.0	6.0	10.0	0.6	400.0	32.8	NA	NA	NA	NA	500	335*265*55
0.100	305	FVA26H0104*22	A2	13.0	12.0	6.0	10.0	0.6	400.0	40.0	NA	NA	700	360*170*35	NA	NA
0.100	305	FVA26H0104*2L	A2	13.0	12.0	6.0	10.0	0.6	400.0	40.0	1000	180*170*120	NA	NA	NA	NA
0.100	305	FVA26H0104*2T	A2	13.0	12.0	6.0	10.0	0.6	400.0	40.0	NA	NA	NA	NA	500	335*265*55
0.220	305	FVA36H0224*22	A3	13.0	16.0	8.0	10.0	0.6	400.0	88.0	NA	NA	500	360*170*35	NA	NA
0.220	305	FVA36H0224*2L	A3	13.0	16.0	8.0	10.0	0.6	400.0	88.0	600	180*170*120	NA	NA	NA	NA
0.220	305	FVA36H0224*2T	A3	13.0	16.0	8.0	10.0	0.6	400.0	88.0	NA	NA	NA	NA	NA	335*265*55

\* Insert K for 10% capacitance tolerance (standard); M (+20%) tolerances available on request.

Second to last digit "2" can be replaced with "H" for THB version

Values outside this standard range may be available – please contact AVX for any special requirements.

AVX reserves the right to supply capacitors to a tighter capacitance tolerance or higher voltage rating, in the same case size.



# Metalized Polypropylene Film AC Capacitor

## (Interference Suppressors Class-X2)

FV

AC FILTERING

Cap ( $\mu$ F) $\pm 10\%$	Rated Voltage (V)	AVX Part Number	Case Code	W $\pm 0.50$ (mm)	H $\pm 0.50$ (mm)	T $\pm 0.50$ (mm)	P $\pm 1.00$ (mm)	d $\pm 0.50$ (mm)	V/ $\mu$ s (Volt/sec)	I peak (A)	Packaging Method (Fig 1)	Packaging Method (Fig 2)	Packaging Method (Taping)			
V <sub>rms</sub> = 305V Voltage Code: H											Qty	Box Dimension (mm)	Qty	Box Dimension (mm)	Qty	Box Dimension (mm)
0.680	305	FVD26H0684*22	D2	26.0	19.0	10.0	22.5	0.8	200.0	136.0	NA	NA	200	360*170*35	NA	NA
0.680	305	FVD26H0684*2L	D2	26.0	19.0	10.0	22.5	0.8	200.0	136.0	250	180*170*120	NA	NA	NA	NA
0.820	305	FVD26H0824*22	D2	26.0	19.0	10.0	22.5	0.8	200.0	164.0	NA	NA	200	360*170*35	NA	NA
0.820	305	FVD26H0824*2L	D2	26.0	19.0	10.0	22.5	0.8	200.0	164.0	250	180*170*120	NA	NA	NA	NA
1.000	305	FVD36H0105*22	D3	26.0	20.0	11.0	22.5	0.8	200.0	200.0	NA	NA	180	360*170*35	NA	NA
1.000	305	FVD36H0105*2L	D3	26.0	20.0	11.0	22.5	0.8	200.0	200.0	200	180*170*120	NA	NA	NA	NA
1.200	305	FVD46H0125*22	D4	26.0	22.0	12.0	22.5	0.8	200.0	240.0	NA	NA	160	360*170*35	NA	NA
1.200	305	FVD46H0125*2L	D4	26.0	22.0	12.0	22.5	0.8	200.0	240.0	100	180*170*120	NA	NA	NA	NA
1.500	305	FVD56H0155*22	D5	26.0	23.0	13.0	22.5	0.8	200.0	300.0	NA	NA	150	360*170*35	NA	NA
1.500	305	FVD56H0155*2L	D5	26.0	23.0	13.0	22.5	0.8	200.0	300.0	100	180*170*120	NA	NA	NA	NA
1.800	305	FVD56H0185*22	D5	26.0	23.0	13.0	22.5	0.8	200.0	360.0	NA	NA	150	360*170*35	NA	NA
1.800	305	FVD56H0185*2L	D5	26.0	23.0	13.0	22.5	0.8	200.0	360.0	100	180*170*120	NA	NA	NA	NA
2.200	305	FVD66H0225*22	D6	26.0	25.0	15.0	22.5	0.8	200.0	440.0	NA	NA	138	360*170*50	NA	NA
2.200	305	FVD66H0225*2L	D6	26.0	25.0	15.0	22.5	0.8	200.0	440.0	100	180*170*120	NA	NA	NA	NA
1.000	305	FVE16H0105*22	E1	31.0	20.0	11.0	27.5	0.8	150.0	150.0	NA	NA	150	360*170*35	NA	NA
1.200	305	FVE26H0125*22	E2	31.0	22.0	13.0	27.5	0.8	150.0	180.0	NA	NA	130	360*170*35	NA	NA
1.500	305	FVE26H0155*22	E2	31.0	22.0	13.0	27.5	0.8	150.0	225.0	NA	NA	130	360*170*35	NA	NA
1.800	305	FVE36H0185*22	E3	31.0	28.0	14.0	27.5	0.8	150.0	270.0	NA	NA	125	360*170*50	NA	NA
2.200	305	FVE36H0225*22	E3	31.0	28.0	14.0	27.5	0.8	150.0	330.0	NA	NA	125	360*170*50	NA	NA
2.700	305	FVE46H0275*22	E4	31.0	28.0	18.0	27.5	0.8	150.0	405.0	NA	NA	95	360*170*50	NA	NA
3.000	305	FVE56H0305*22	E5	31.0	28.0	19.5	27.5	0.8	150.0	450.0	NA	NA	85	360*170*50	NA	NA
3.300	305	FVE66H0335*22	E6	31.0	33.0	18.0	27.5	0.8	150.0	495.0	NA	NA	95	360*170*50	NA	NA
3.900	305	FVE76H0395*22	E7	31.0	35.0	26.0	27.5	0.8	150.0	585.0	NA	NA	65	360*170*50	NA	NA
3.900	305	FVE86H0395*22	E8	31.0	31.0	23.0	27.5	0.8	150.0	585.0	NA	NA	75	360*170*50	NA	NA
3.900	305	FVF16H0395*22	F1	41.5	32.0	16.0	37.5	1.0	100.0	390.0	NA	NA	84	360*170*50	NA	NA
3.900	305	FVF26H0395*22	F2	41.5	28.0	19.0	37.5	1.0	100.0	390.0	NA	NA	72	360*170*50	NA	NA
4.700	305	FVE76H0475*22	E7	31.0	35.0	26.0	27.5	0.8	150.0	705.0	NA	NA	65	360*170*50	NA	NA
4.700	305	FVE96H0475*22	E9	31.0	36.0	22.0	27.5	0.8	150.0	705.0	NA	NA	75	360*170*50	NA	NA
4.700	305	FVF36H0475*22	F3	41.5	32.0	19.0	37.5	1.0	100.0	470.0	NA	NA	72	360*170*50	NA	NA
4.700	305	FVF46H0475*22	F4	41.5	36.0	19.0	37.5	1.0	100.0	470.0	NA	NA	72	360*170*50	NA	NA
5.600	305	FVF36H0565*22	F3	41.5	32.0	19.0	37.5	1.0	100.0	560.0	NA	NA	72	360*170*50	NA	NA
5.600	305	FVF56H0565*22	F5	41.5	38.0	20.0	37.5	1.0	100.0	560.0	NA	NA	68	360*170*50	NA	NA
5.600	305	FVF66H0565*22	F6	41.5	40.0	20.0	37.5	1.0	100.0	560.0	NA	NA	56	350*170*80	NA	NA
6.800	305	FVF56H0685*22	F5	41.5	38.0	20.0	37.5	1.0	100.0	680.0	NA	NA	68	360*170*50	NA	NA
6.800	305	FVF76H0685*22	F7	41.5	43.0	28.0	37.5	1.0	100.0	680.0	NA	NA	48	350*170*80	NA	NA
6.800	305	FVF86H0685*22	F8	41.5	44.0	24.0	37.5	1.0	100.0	680.0	NA	NA	42	350*170*80	NA	NA
8.200	305	FVF56H0825*22	F5	41.5	38.0	25.0	37.5	1.0	100.0	820.0	NA	NA	56	360*170*50	NA	NA
8.200	305	FVF66H0825*22	F6	41.5	40.0	20.0	37.5	1.0	100.0	820.0	NA	NA	56	350*170*80	NA	NA
8.200	305	FVF76H0825*22	F7	41.5	43.0	28.0	37.5	1.0	100.0	820.0	NA	NA	48	350*170*80	NA	NA
10.000	305	FVF76H0106*22	F7	41.5	43.0	28.0	37.5	1.0	100.0	1000	NA	NA	48	350*170*80	NA	NA
10.000	305	FVF96H0106*22	F9	41.5	45.0	30.0	37.5	1.0	100.0	1000	NA	NA	44	350*170*80	NA	NA

\* Insert K for 10% capacitance tolerance (standard); M (+20%) tolerances available on request.

Second to last digit "2" can be replaced with "H" for THB version

Values outside this standard range may be available – please contact AVX for any special requirements.

AVX reserves the right to supply capacitors to a tighter capacitance tolerance or higher voltage rating, in the same case size.

单击下面可查看定价，库存，交付和生命周期等信息

[>>AVX](#)