


GENERAL DESCRIPTION



With increased requirements from the automotive industry for additional component robustness, AVX recognized the need to produce a MLCC with enhanced mechanical strength. It was noted that many components may be subject to severe flexing and vibration when used in various under the hood automotive and other harsh environment applications.

To satisfy the requirement for enhanced mechanical strength, AVX had to find a way of ensuring electrical integrity is maintained whilst external forces are being applied to the component. It was found that the structure of the termination needed to be flexible and after much research and development, AVX launched FLEXITERM®. FLEXITERM® is designed to enhance the mechanical flexure and temperature cycling performance of a standard ceramic capacitor with an X7R dielectric. The industry standard for flexure is 2mm minimum. Using FLEXITERM®, AVX provides up to 5mm of flexure without internal cracks. Beyond 5mm, the capacitor will generally fail "open".

As well as for automotive applications FLEXITERM® will provide Design Engineers with a satisfactory solution when designing PCB's which may be subject to high levels of board flexure.

PRODUCT ADVANTAGES

- High mechanical performance able to withstand, 5mm bend test guaranteed
- Increased temperature cycling performance, 3000 cycles and beyond
- Flexible termination system
- Reduction in circuit board flex failures
- Base metal electrode system
- Automotive or commercial grade products available
- AECQ200 Qualified
- Approved to VW 80808 Specification

APPLICATIONS

High Flexure Stress Circuit Boards

- e.g. Depanelization: Components near edges of board.

Variable Temperature Applications

- Soft termination offers improved reliability performance in applications where there is temperature variation.
- e.g. All kind of engine sensors: Direct connection to battery rail.

Automotive Applications

- Improved reliability.
- Excellent mechanical performance and thermo mechanical performance.

HOW TO ORDER

0805

Style
0603
0805
1206
1210
1812
2220

5

Voltage
6 = 6.3V
Z = 10V
Y = 16V
3 = 25V
5 = 50V
1 = 100V
2 = 200V

C

Dielectric
C = X7R
F = X8R

104

Capacitance Code (In pF)
2 Sig Digits +
Number of Zeros
e.g., 104 = 100nF

K

Capacitance Tolerance
J = ±5%*
K = ±10%
M = ±20%

*≤1µF only

A

Failure Rate
A=Commercial
4 = Automotive

Z

Terminations
Z = FLEXITERM®
For FLEXITERM®
with Tin/Lead
termination see
AVXLD Series

2

Packaging
2 = 7" Reel
4 = 13" Reel

A

Special Code
A = Std.Product



NOTE: Contact factory for availability of Tolerance Options for Specific Part Numbers.

PERFORMANCE TESTING

AEC-Q200 Qualification:

- Created by the Automotive Electronics Council
- Specification defining stress test qualification for passive components



Testing:

Key tests used to compare soft termination to AEC-Q200 qualification:

- Bend Test
- Temperature Cycle Test

BOARD BEND TEST RESULTS

AEC-Q200 Vrs AVX FLEXITERM® Bend Test

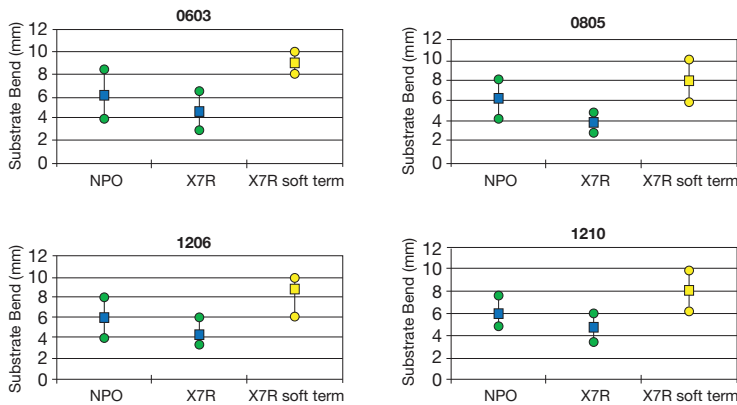


TABLE SUMMARY

Typical bend test results are shown below:

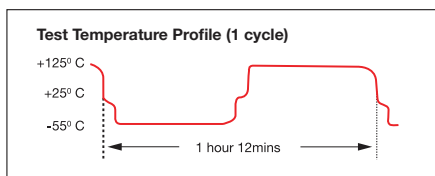
| Style | Conventional Termination | FLEXITERM® |
|-------|--------------------------|------------|
| 0603 | >2mm | >5mm |
| 0805 | >2mm | >5mm |
| 1206 | >2mm | >5mm |

TEMPERATURE CYCLE TEST PROCEDURE

Test Procedure as per AEC-Q200:

The test is conducted to determine the resistance of the component when it is exposed to extremes of alternating high and low temperatures.

- Sample lot size quantity 77 pieces
- TC chamber cycle from -55°C to +125°C for 1000 cycles
- Interim electrical measurements at 250, 500, 1000 cycles
- Measure parameter capacitance dissipation factor, insulation resistance



BOARD BEND TEST PROCEDURE

According to AEC-Q200

Test Procedure as per AEC-Q200:
 Sample size: 20 components
 Span: 90mm Minimum deflection spec: 2 mm

- Components soldered onto FR4 PCB (Figure 1)
- Board connected electrically to the test equipment (Figure 2)

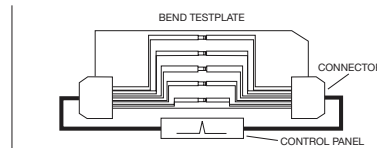


Fig 1 - PCB layout with electrical connections

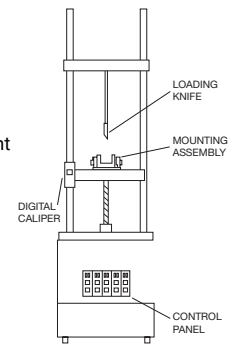
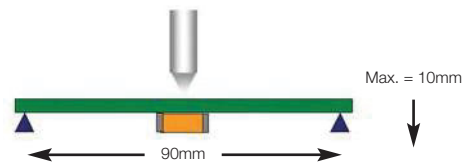


Fig 2 - Board Bend test equipment

AVX ENHANCED SOFT TERMINATION BEND TEST PROCEDURE

Bend Test

The capacitor is soldered to the printed circuit board as shown and is bent up to 10mm at 1mm per second:

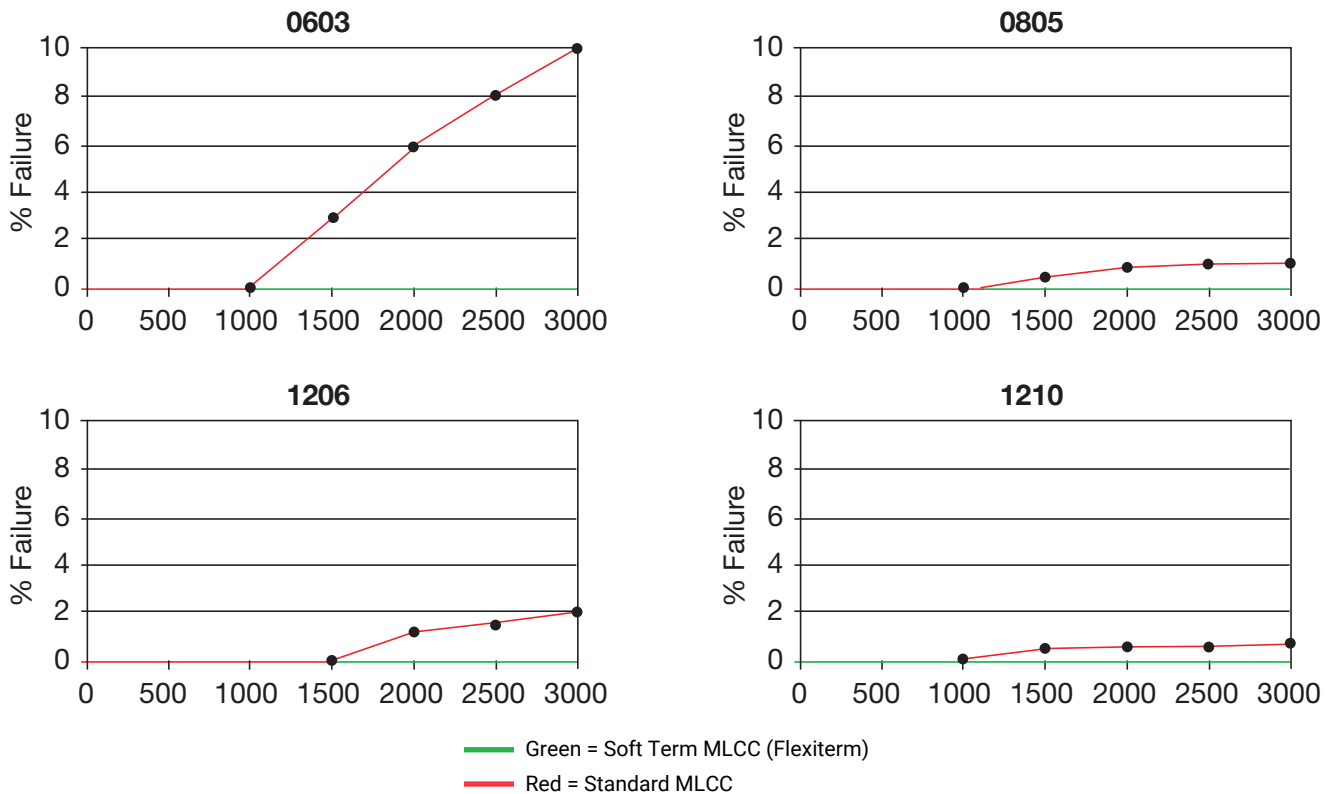


- The board is placed on 2 supports 90mm apart (capacitor side down)
- The row of capacitors is aligned with the load stressing knife



- The load is applied and the deflection where the part starts to crack is recorded (Note: Equipment detects the start of the crack using a highly sensitive current detection circuit)
- The maximum deflection capability is 10mm

BEYOND 1000 CYCLES: TEMPERATURE CYCLE TEST RESULTS




Soft Term - No Defects up to 3000 cycles

AEC-Q200 specification states 1000 cycles compared to AVX 3000 temperature cycles.

FLEXITERM® TEST SUMMARY

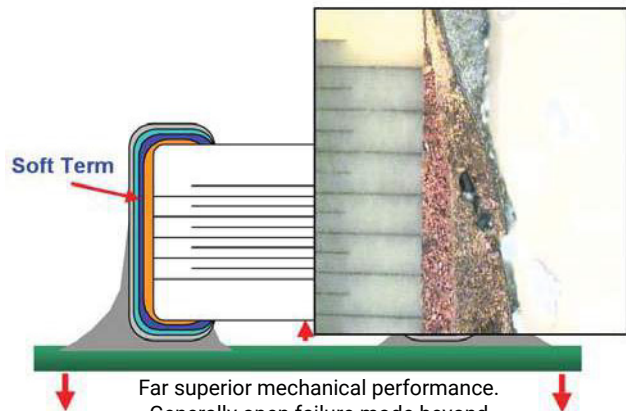
- Qualified to AEC-Q200 test/specification with the exception of using AVX 3000 temperature cycles (up to +150°C bend test guaranteed greater than 5mm).
- FLEXITERM® provides improved performance compared to standard termination systems.
- Board bend test improvement by a factor of 2 to 4 times.
- Temperature Cycling:
 - 0% Failure up to 3000 cycles
 - No ESR change up to 3000 cycle

WITHOUT SOFT TERMINATION



Major fear is of latent board flex failures.

WITH SOFT TERMINATION



Far superior mechanical performance. Generally open failure mode beyond 5mm flexure

MLCC with FLEXITERM®

Capacitance Range X8R Dielectric



| SIZE | | 0603 | | 0805 | | 1206 | |
|-----------|------------|-------------|-----|-------------|-----|-------------|-----|
| Soldering | | Reflow/Wave | | Reflow/Wave | | Reflow/Wave | |
| WVDC | | 25V | 50V | 25V | 50V | 25V | 50V |
| 271 | Cap 270 | G | G | | | | |
| 331 | (pF) 330 | G | G | J | J | | |
| 471 | 470 | G | G | J | J | | |
| 681 | 680 | G | G | J | J | | |
| 102 | 1000 | G | G | J | J | J | J |
| 152 | 1500 | G | G | J | J | J | J |
| 182 | 1800 | G | G | J | J | J | J |
| 222 | 2200 | G | G | J | J | J | J |
| 272 | 2700 | G | G | J | J | J | J |
| 332 | 3300 | G | G | J | J | J | J |
| 392 | 3900 | G | G | J | J | J | J |
| 472 | 4700 | G | G | J | J | J | J |
| 562 | 5600 | G | G | J | J | J | J |
| 682 | 6800 | G | G | J | J | J | J |
| 822 | 8200 | G | G | J | J | J | J |
| 103 | Cap 0.01 | G | G | J | J | J | J |
| 123 | (µF) 0.012 | G | G | J | J | J | J |
| 153 | 0.015 | G | G | J | J | J | J |
| 183 | 0.018 | G | G | J | J | J | J |
| 223 | 0.022 | G | G | J | J | J | J |
| 273 | 0.027 | G | G | J | J | J | J |
| 333 | 0.033 | G | G | J | J | J | J |
| 393 | 0.039 | G | G | J | J | J | J |
| 473 | 0.047 | G | G | J | J | J | J |
| 563 | 0.056 | G | | N | N | M | M |
| 683 | 0.068 | G | | N | N | M | M |
| 823 | 0.082 | | | N | N | M | M |
| 104 | 0.1 | | | N | N | M | M |
| 124 | 0.12 | | | N | N | M | M |
| 154 | 0.15 | | | N | N | M | M |
| 184 | 0.18 | | | N | | M | M |
| 224 | 0.22 | | | N | | M | M |
| 274 | 0.27 | | | | | M | M |
| 334 | 0.33 | | | | | M | M |
| 394 | 0.39 | | | | | M | |
| 474 | 0.47 | | | | | M | |
| 684 | 0.68 | | | | | | |
| 824 | 0.82 | | | | | | |
| 105 | 1 | | | | | | |
| WVDC | | 25V | 50V | 25V | 50V | 25V | 50V |
| SIZE | | 0603 | | 0805 | | 1206 | |

| Letter | A | C | E | G | J | K | M | N | P | Q | X | Y | Z |
|----------------|-----------------|-----------------|-----------------|-----------------|-----------------|-----------------|-----------------|-----------------|-----------------|-----------------|-----------------|-----------------|-----------------|
| Max. Thickness | 0.33 (0.013) | 0.56 (0.022) | 0.71 (0.028) | 0.90 (0.035) | 0.94 (0.037) | 1.02 (0.040) | 1.27 (0.050) | 1.40 (0.055) | 1.52 (0.060) | 1.78 (0.070) | 2.29 (0.090) | 2.54 (0.100) | 2.79 (0.110) |
| | PAPER | | | | | EMBOSSSED | | | | | | | |

TS 16949, ISO 9001 Certified



The Important Information/Disclaimer is incorporated in the catalog where these specifications came from or available online at www.avx.com/disclaimer/ by reference and should be reviewed in full before placing any order.

MLCC with FLEXITERM[®]

Capacitance Range X7R Dielectric



| Size | 0402 | | | 0603 | | | | | | 0805 | | | | | | 1206 | | | | | | 1210 | | | | 1812 | | | 2220 | | | | | |
|------|-------------|-------------|-------------|-------------|-----|------|-----|------|------|-------------|------|------|-----|------|------|-------------|------|------|-----|------|------|-------------|------|------|------|-------------|------|------|-------------|-----|------|------|-----|------|
| | Reflow/Wave | Reflow/Wave | Reflow/Wave | Reflow/Wave | | | | | | Reflow/Wave | | | | | | Reflow/Wave | | | | | | Reflow Only | | | | Reflow Only | | | Reflow Only | | | | | |
| WVDC | 16V | 25V | 50V | 10V | 16V | 25V | 50V | 100V | 200V | 250V | 16V | 25V | 50V | 100V | 200V | 250V | 16V | 25V | 50V | 100V | 200V | 250V | 500V | 16V | 25V | 50V | 100V | 50V | 100V | 25V | 50V | 100V | 25V | |
| 221 | Cap | 220 | C | C | C | | | | | | | | C | | | | | | | | | | | | | | | | | | | | | |
| 271 | | 270 | C | C | C | | | | | | | | | | | | | | | | | | | | | | | | | | | | | |
| 331 | | 330 | C | C | C | | | | | | | | | | | | | | | | | | | | | | | | | | | | | |
| 391 | | 390 | C | C | C | | | | | | | | | | | | | | | | | | | | | | | | | | | | | |
| 471 | | 470 | C | C | C | | | | | | | | | | | | | | | | | | | | | | | | | | | | | |
| 561 | | 560 | C | C | C | | | | | | | | | | | | | | | | | | | | | | | | | | | | | |
| 681 | | 680 | C | C | C | | | | | | | | | | | | | | | | | | | | | | | | | | | | | |
| 821 | | 820 | C | C | C | | | | | | | | | | | | | | | | | | | | | | | | | | | | | |
| 102 | | 1000 | C | C | C | G | G | G | G | G | G | J | J | J | J | J | J | J | J | J | J | J | J | J | K | K | K | K | N | N | | | | |
| 182 | | 1800 | C | C | C | G | G | G | G | G | G | J | J | J | J | J | J | J | J | J | J | J | J | J | K | K | K | K | N | N | | | | |
| 222 | | 2200 | C | C | C | G | G | G | G | G | G | J | J | J | J | J | J | J | J | J | J | J | J | J | K | K | K | K | N | N | | | | |
| 332 | | 3300 | C | C | C | G | G | G | G | G | G | J | J | J | J | J | J | J | J | J | J | J | J | J | K | K | K | K | N | N | | | | |
| 472 | | 4700 | C | C | C | G | G | G | G | G | G | J | J | J | J | J | J | J | J | J | J | J | J | J | K | K | K | K | N | N | | | | |
| 103 | Cap | 0.01 | C | | | G | G | G | G | G | G | J | J | J | J | J | J | J | J | J | J | J | J | J | K | K | K | K | N | N | | | | |
| 123 | | 0.012 | C | | | G | G | G | | | | J | J | J | N | N | N | J | J | J | J | J | J | J | K | K | K | K | N | N | | | | |
| 153 | | 0.015 | C | | | G | G | G | | | | J | J | J | N | N | N | J | J | J | J | J | J | J | K | K | K | K | N | N | | | | |
| 183 | | 0.018 | C | | | G | G | G | | | | J | J | J | N | N | N | J | J | J | J | J | J | J | K | K | K | K | N | N | | | | |
| 223 | | 0.022 | C | | | G | G | G | | | | J | J | J | N | N | N | J | J | J | J | J | J | J | K | K | K | K | N | N | | | | |
| 273 | | 0.027 | C | | | G | G | G | | | | J | J | J | N | N | N | J | J | J | J | J | J | J | K | K | K | K | N | N | | | | |
| 333 | | 0.033 | C | | | G | G | G | | | | J | J | J | N | N | N | J | J | J | J | J | J | J | K | K | K | K | N | N | | | | |
| 473 | | 0.047 | | | | G | G | G | | | | J | J | J | N | N | N | J | J | J | M | J | J | K | K | K | K | N | N | | | | | |
| 563 | | 0.056 | | | | G | G | G | | | | J | J | J | N | | | J | J | J | M | J | J | K | K | K | M | N | N | | | | | |
| 683 | | 0.068 | | | | G | G | G | | | | J | J | J | N | | | J | J | J | M | J | J | K | K | K | M | N | N | | | | | |
| 823 | | 0.082 | | | | G | G | G | | | | J | J | J | N | | | J | J | J | M | J | J | K | K | K | M | N | N | | | | | |
| 104 | | 0.1 | C | | | G | G | G | | | | J | J | J | N | | | J | J | J | M | J | J | K | K | K | M | N | N | | | | | |
| 124 | | 0.12 | | | | | | | | | | J | J | N | N | | | J | J | M | M | | | K | K | K | P | N | N | | | | | |
| 154 | | 0.15 | | | | | | | | | | M | N | N | N | | | J | J | M | M | | | K | K | K | P | N | N | | | | | |
| 224 | | 0.22 | | | | G | J | J | J | | | M | N | N | N | | | J | M | M | Q | | | M | M | M | P | N | N | | | | | |
| 334 | | 0.33 | | | | | | | | | | N | N | N | N | | | J | M | P | Q | | | P | P | P | Q | X | X | | | | | |
| 474 | | 0.47 | | | | J | J | J | | | | N | N | N | N | | | M | M | P | Q | | | P | P | P | Q | X | X | | | | | |
| 684 | | 0.68 | | | | | | | | | | N | N | N | N | | | M | Q | Q | Q | | | P | P | Q | X | X | X | | | | | |
| 105 | | 1 | | | | | | | | | | N | N | N | N | | | M | Q | Q | Q | | | P | Q | Q | Z | X | X | | | | | |
| 155 | | 1.5 | | | | | | | | | | N | N | | | | | Q | Q | Q | | | | P | Q | Z | Z | X | X | | | | | |
| 225 | | 2.2 | | | | | | | | | | N | N | | | | | Q | Q | Q | | | | X | Z | Z | Z | Z | Z | | | | | |
| 335 | | 3.3 | | | | | | | | | | | | | | | | Q | Q | | | | | X | Z | Z | Z | Z | | | | | | |
| 475 | | 4.7 | | | | | | | | | | | | | | | | Q | Q | | | | | X | Z | Z | Z | Z | | | | Z | | |
| 106 | | 10 | | | | | | | | | | | | | | | | | | | | | | Z | Z | Z | | | | | | Z | | |
| 226 | | 22 | | | | | | | | | | | | | | | | | | | | | | | Z | Z | Z | | | | | | Z | |
| WVDC | | | 16V | 25V | 50V | 10V | 16V | 25V | 50V | 100V | 200V | 250V | 16V | 25V | 50V | 100V | 200V | 250V | 16V | 25V | 50V | 100V | 200V | 250V | 500V | 16V | 25V | 50V | 100V | 50V | 100V | 25V | 50V | 100V |
| Size | | | 0402 | | | 0603 | | | | | | 0805 | | | | | | 1206 | | | | | | 1210 | | | | 1812 | | | 2220 | | | |

| Letter | A | C | E | G | J | K | M | N | P | Q | X | Y | Z |
|----------------|-----------------|-----------------|-----------------|-----------------|-----------------|-----------------|-----------------|-----------------|-----------------|-----------------|-----------------|-----------------|-----------------|
| Max. Thickness | 0.33 (0.013) | 0.56 (0.022) | 0.71 (0.028) | 0.90 (0.035) | 0.94 (0.037) | 1.02 (0.040) | 1.27 (0.050) | 1.40 (0.055) | 1.52 (0.060) | 1.78 (0.070) | 2.29 (0.090) | 2.54 (0.100) | 2.79 (0.110) |
| | PAPER | | | | | EMBOSSED | | | | | | | |



单击下面可查看定价，库存，交付和生命周期等信息

[>>AVX](#)