

# Miniature AC Varistor – MAV




## Low Power AC and Low Capacitance DC Circuit Protection

### GENERAL DESCRIPTION

AVX Miniature AC Varistors are designed for use in low power AC circuit protection. MAV series devices are an ideal solution to transient suppression in LC resonant circuits intended for signal & power transfer. The AVX part provides low loss in the resonant circuit yet is able to clamp large amounts of transients in a bi-directional manner.

The ability to handle large transients makes the MAV series useful in low power AC circuit protection and the AEC Q200 qualification allows for use in automotive applications.

Low capacitance makes these parts useful also for higher DC voltage data lines and other capacitance sensitive applications.



### GENERAL CHARACTERISTICS

- Operating Temperature: -55 to +125°C
- Working Voltage: 70Vdc / 52Vac
- Case Size: 0402, 0603, 0405 2xArray

### FEATURES

- 110 Pk-Pk @ 125kHz capability
- AEC Q200 qualified
- ESD rated to 25kV (HBM ESD Level 6)
- EMI/RFI attenuation in off state
- Bi-Directional protection

### APPLICATIONS

- LC resonant circuits
- AC sampling circuitry
- Transformer secondaries
- GFI modules
- Immobilizers
- Keyless entry
- Data lines
- Capacitance sensitive applications and more

### HOW TO ORDER

<b>MAV</b>	<b>002</b>	<b>0</b>	<b>W</b>	<b>P</b>	
Series	Size	Capacitance	Packaging	Termination	
	001 = 0603 002 = 0405 004 = 0402	0 = Low	D = 7" reel (1,000 pcs) R = 7" reel (4,000 pcs) T = 13" reel (10,000 pcs) W = 7" Reel (10,000 pcs 0402 only)	P = Plated Sn over Ni barrier	



### ANTENNAGUARD CATALOG PART NUMBERS/ELECTRICAL VALUES

AVX Part Number	V <sub>W</sub> (DC)	V <sub>W</sub> (AC)	V <sub>B</sub>	V <sub>C</sub>	I <sub>VC</sub>	E <sub>T</sub>	I <sub>P</sub>	I <sub>L</sub>	Cap	Elements
MAV0010_P	70	52	120 ±15%	225	1	0.015	2	10	22pF Max	1
MAV0020_P	70	52	120 ±15%	225	1	0.020	3	10	8pF Max	2
MAV0040_P	70	52	120 ± 15%	225	1	0.020	1	10	6pF Max	1

└ Packaging Code

V<sub>W</sub>(DC) DC Working Voltage [V]  
 V<sub>W</sub>(AC) AC Working Voltage [V]  
 V<sub>B</sub> Breakdown Voltage [V @ 1mA<sub>DC</sub>]  
 V<sub>C</sub> Clamping Voltage [V @ I<sub>VC</sub>]

I<sub>L</sub> Maximum leakage current at the working voltage [μA]  
 E<sub>T</sub> Transient Energy Rating [J, 10x100μS]  
 I<sub>P</sub> Peak Current Rating [A, 8x10μS]  
 Cap Maximum capacitance @ 1MHz and 0.5V<sub>RMS</sub>



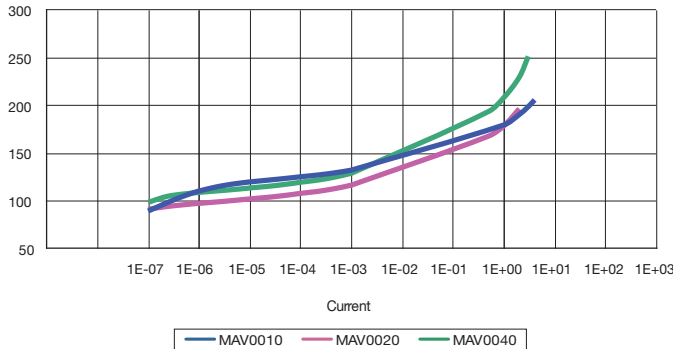
# Miniature AC Varistor – MAV



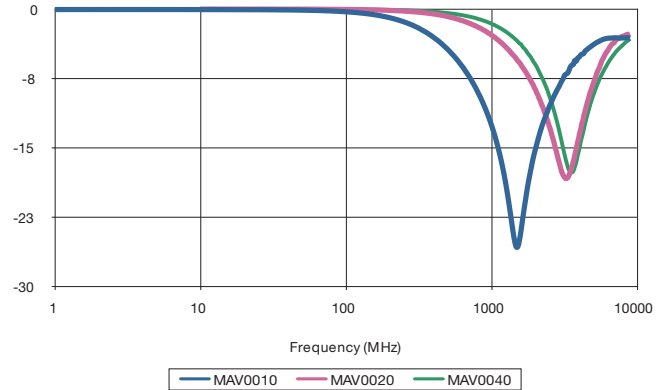
## Low Power AC and Low Capacitance DC Circuit Protection

### TYPICAL PERFORMANCE CURVES

Voltage/Current Characteristics

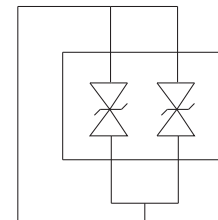
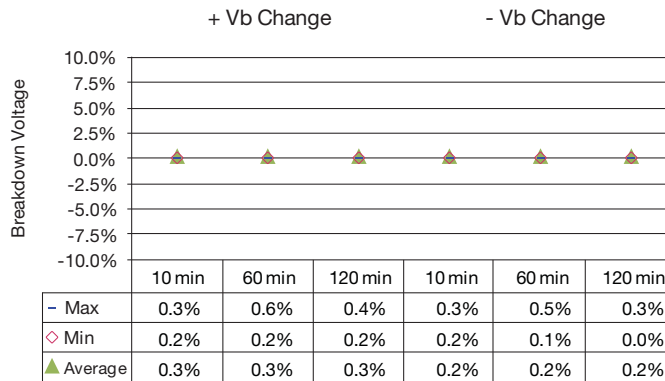


Transmission Characteristics



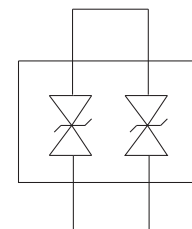
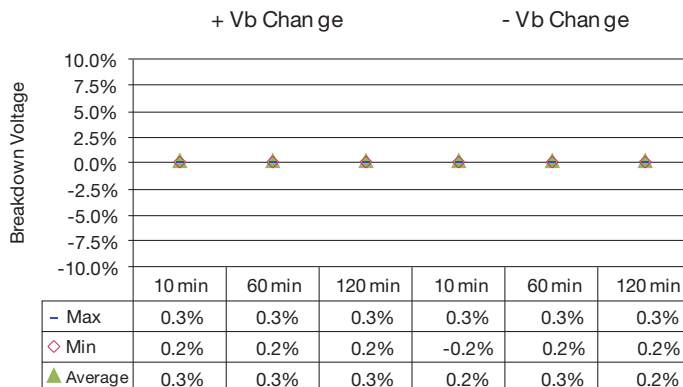
### TYPICAL PERFORMANCE CURVES

Impact of AC Voltage on Breakdown Voltage  
Parallel 110VPP @ 125 kHz



Apply 110V pp  
125KHz Sine wave  
(Parallel)

Impact of AC Voltage on Breakdown Voltage  
Series 110VPP @ 125 kHz



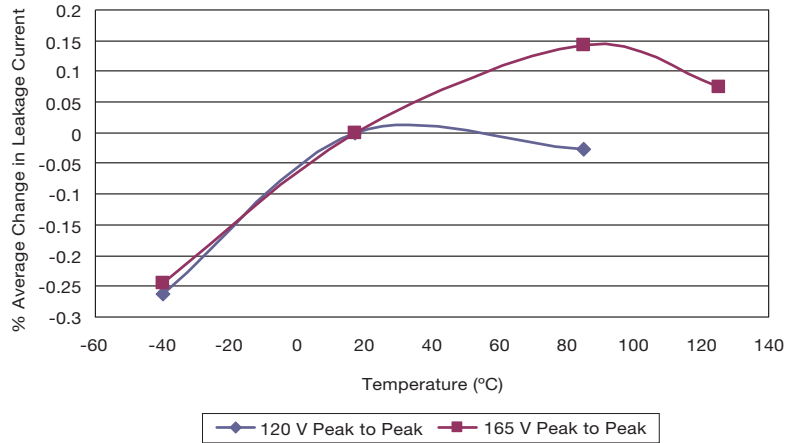
Apply 110V pp  
125KHz Sine wave  
(Series)

# Miniature AC Varistor – MAV

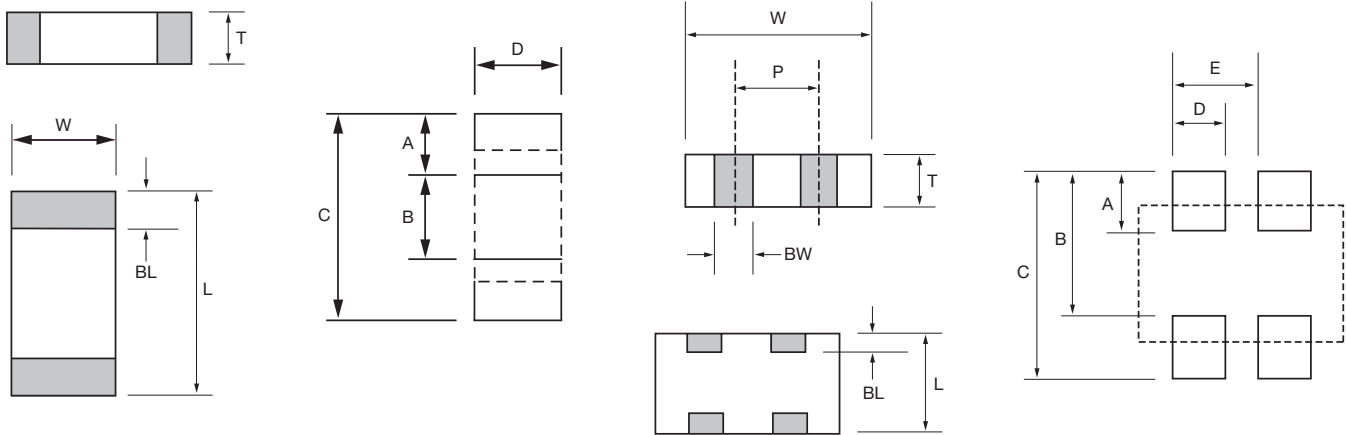


## Low Power AC and Low Capacitance DC Circuit Protection

### IMPACT OF AC VOLTAGE ON LEAKAGE CURRENT



### PHYSICAL DIMENSIONS AND RECOMMENDED PAD LAYOUT



L	W	T	BW	BL	P	A	B	C	D	E
<b>MAV0010</b>										
1.60 ± 0.15 (0.063±0.006)	0.80 ± 0.15 (0.032±0.006)	0.90 Max (0.035) Max	N/A	0.35 ± 0.15 (0.014±0.006)	N/A	0.89 (0.035)	0.76 (0.030)	2.54 (0.100)	0.76 (0.030)	N/A
<b>MAV0020</b>										
1.00 ± 0.15 (0.039±0.006)	1.37 ± 0.15 (0.054±0.006)	0.66 Max (0.026) Max	0.36 ± 0.10 (0.014±0.004)	0.20 ± 0.10 (0.008±0.004)	0.64 REF (0.025)REF	0.46 (0.018)	0.74 (0.029)	1.20 (0.047)	0.30 (0.012)	0.64 (0.025)
<b>MAV0040</b>										
1.00±0.10 (0.040±0.004)	0.50±0.10 (0.020±0.004)	0.60 Max (0.024) Max	N/A	0.25±0.15 (0.010±0.006)	N/A	0.61 (0.024)	0.51 (0.020)	1.70 (0.067)	0.51 (0.020)	N/A



单击下面可查看定价，库存，交付和生命周期等信息

[>>AVX](#)