

# 产品规格书

## Samples approval sheet

客户名称 (Customer name): \_\_\_\_\_

产品名称 (Production name): 0603 蓝光贴片

型号 (Model): BQ-0603HBK

编号 (Part number): \_\_\_\_\_

日期 (Date): \_\_\_\_\_

佛山市禅城区贝奇光电器材厂			
编制 Prepared by	审核 Checked by	核准 Approved by	市场部 Market Dept.
陈润炽			

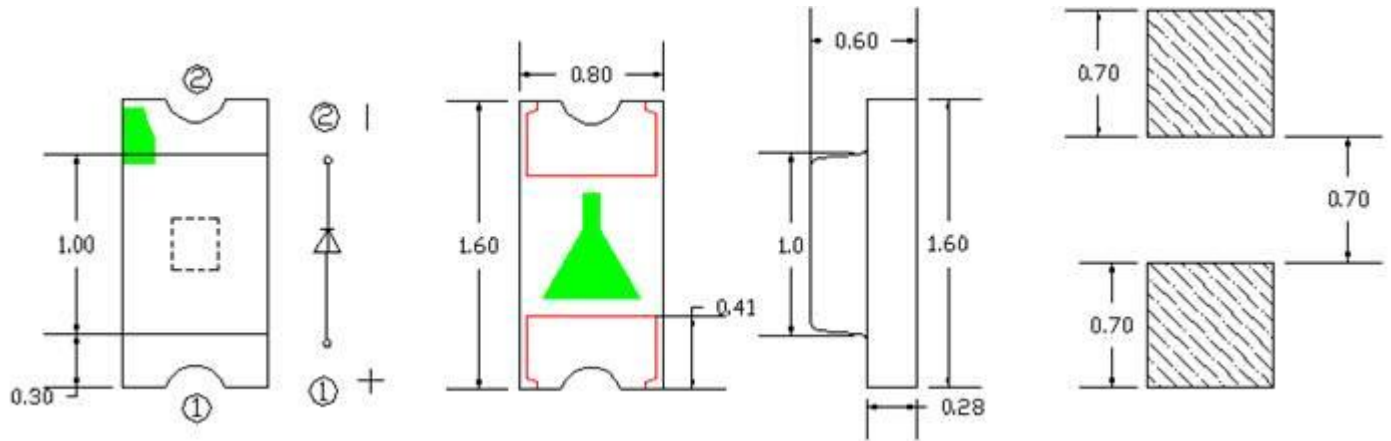
客户确认 CUSTOMER CONFIRMATION		
确认 Confirmed by	审核 Checked by	核准 Approved by

地址: 佛山市禅城区张槎莲塘莲丰工业开发区北 4-5 号六楼

电话(Tel): 0757-82026237 / 82026437

传真(Fax): 0757-83103903

一、外形图 Outline dimensions :



单位 Unit	公差 Tolerance	芯片材料 Die material	发光颜色 Emission color
mm	±0.1mm	InGaN	蓝色

※备注：承认书之编号和型号可用于查询，客户如有需要，请提供相应的编号和型号。

Remark: P/N & Model in samples approval sheet can be used to inquire, please provide corresponding P/N& model if customer need .

## 二、光电参数 Photoelectricity Parameter

(环境温度 Ambient temperature : 25°C 湿度 humidity : RH60%)

参数 Parameter	符号 Symbol	最小值 Min.	代表值 Typ.	最大值 Max.	单位 Unit	测试条件 Test Condition
光强 Light Intensity	IV	34	--	70	mcd	IF = 5mA
半光强视角 Viewing Angle	2 $\theta$ 1/2	---	120	---	deg	IF = 5mA
主波长 Dominant Wavelength	$\lambda_d$	463		475	nm	IF = 5mA
峰值波长 Peak Wavelength	$\lambda_p$		464		nm	IF = 5mA
正向电压 Forward Voltage	VF	2.6		3.1	V	IF = 5mA
反向电流 Reverse current	IR	---	---	5	$\mu$ A	VR = 5V
半波宽 Spectral Line Half-Width	$\Delta\lambda$		15		nm	IF = 5mA

## 三、极限参数 Absolute Maximum Rating

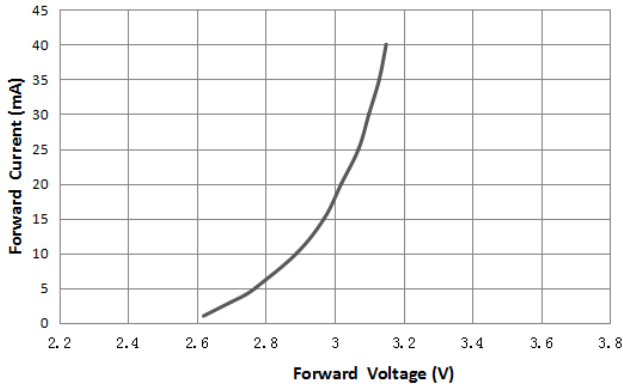
(环境温度 Ambient temperature: 25°C 湿度 humidity: RH60%)

参 数/ Parameter	符号Symbol	最大额定值/ Rating	单 位/ Unit
消耗功率/ Power Dissipation	Pd	100	mW
最大脉冲电流/ Peak Forward Current (1/10占空比, 0.1ms脉宽)	IFP	60	mA
正向直流工作电流/ DC Forward Current	IF	30	mA
反向电压/Backward Voltage	VR	5	V
工作温度范围 Operating Temperature Range	Topr	-40°C ~ +85°C	
存储温度范围 Storage Temperature Range	Tstg	-40°C ~ +85°C	
焊接条件 Soldering Condition	Tsol	回流焊/ Reflow soldering : 260°C , 10s 手动焊/ Hand soldering : 300°C , 3s	

### 四、典型特性曲线 Typical Characteristics Curves

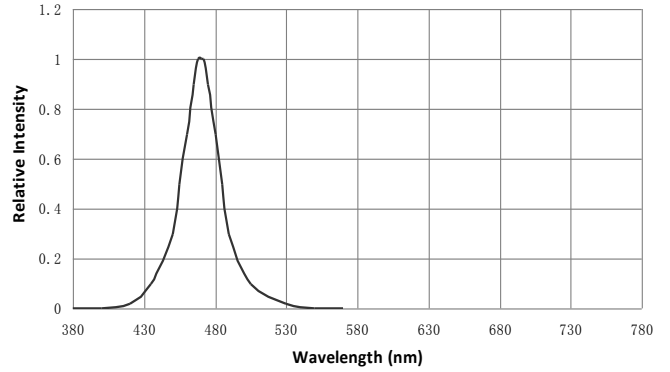
伏安特性曲线

Forward Current VS. Forward Voltage (Ta=25°C)



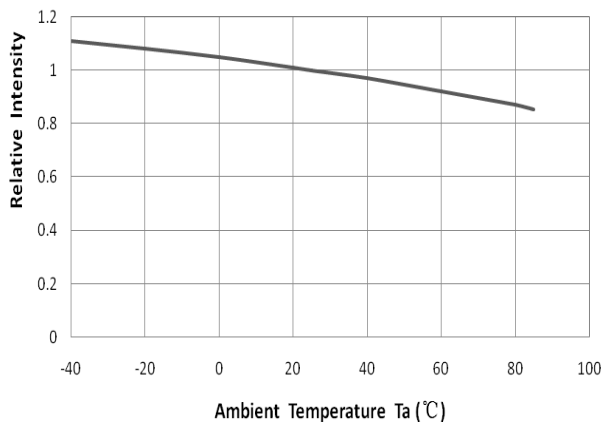
光谱分布特性曲线

Spectrum Distribution (Ta=25°C)



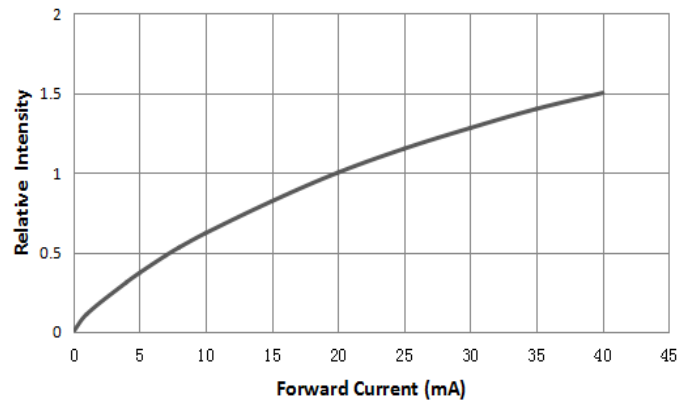
相对光强与环境温度特性曲线

Relative Intensity VS. Ambient Temperature (Ta=25°C)



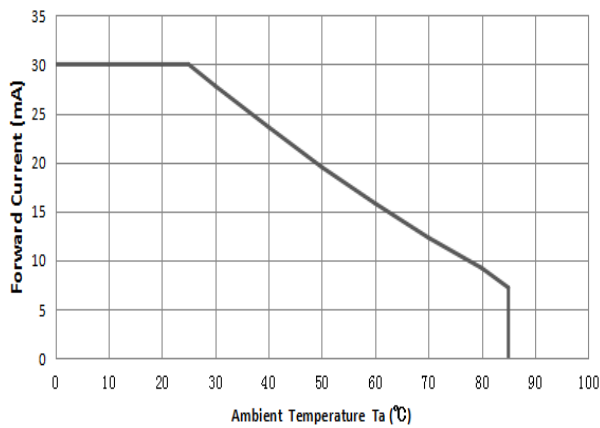
相对光强与电流特性曲线

Relative Intensity VS. Forward Current (Ta=25°C)



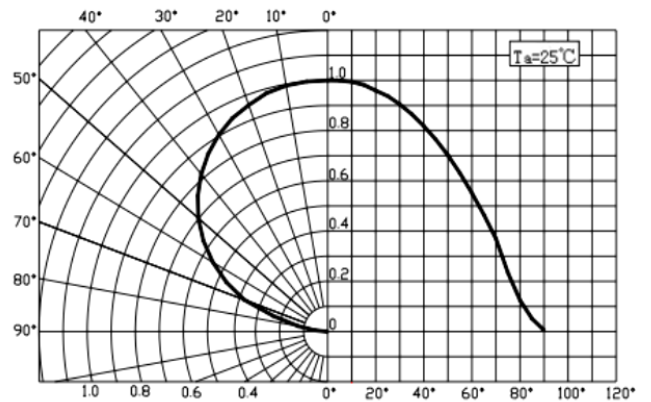
最大正向电流与环境温度特性曲线

Maximum Forward Current VS. Ambient temperature



辐射特性曲线

Diagram characteristics of radiation



### 五、可靠性实验项目 Reliability Test Project

实验项目 Test Items	参考标准 Reference	实验条件 Test Conditions	时间 Time	样品数 Quantity	判据 Criterion
冷热冲击 Thermal Shock	MIL-STD-202G	-40°C(15min)←→100°C(15min)	循环 200 次 200 cycles	22	0/22
湿热循环 Temperature And Humidity Cyclic	JEITA ED-4701 200 203	(-10~65)°C , (0~90)%RH 24hrs./1cycle	循环 10 次 10 cycles	22	0/22
高温储存 High Temperature Storage	JEITA ED-4701 200 201	Ta=100°C	1000h	22	0/22
低温储存 Low Temperature Storage	JEITA ED-4701 200 202	Ta=-40°C	1000h	22	0/22
常温寿命试验 Life Test	JESD22-A108D	Ta=25°C If =20mA	1000h	22	0/22
耐焊接热 Resistance to Soldering Heat	GB/T 4937, II,2.2&2.3	Tsol*=(260±5)°C 10secs.	2 次 2 times	22	0/22

#### 判断标准 Judging criterion:

测试项目 Test Items	符号 Symbol	测试条件 Test Conditions	判定标准 Criteria For Judging Damage
正向电压 Forward Voltage	V <sub>F</sub>	I <sub>F</sub> = I <sub>FT</sub>	初始值 ±10% Initial Data ±10%
反向电流 Reverse Current	I <sub>R</sub>	V <sub>R</sub> = 5V	I <sub>R</sub> ≤ 10μA
光强 Luminous Intensity	I <sub>V</sub>	I <sub>F</sub> = I <sub>FT</sub>	平均 I <sub>V</sub> 衰减 ≤ 30%，单个 I <sub>V</sub> 衰减 ≤ 50% Average I <sub>V</sub> degradation ≤ 30%; Single LED I <sub>V</sub> degradation ≤ 50%
耐焊接热 Resistance to Soldering Heat			无死灯。 No deaded lamp.

\* 注：Tsol-锡液温度；IFT：典型电流 \* Note: Tsol-Temperature of tin liquid； IFT： Typical current.

## 六、注意事项 Note

### 1. 贮存:

#### Storage

- 产品在运输和储存中要注意防潮, 需使用密封防潮抗静电袋包装, 并内附干燥剂、湿度卡, 湿度卡可显示防静电铝箔袋内的湿度。

In order to prevent moisture absorption into the SMD LEDs during the transportation and storage, the LEDs are packed in moisture barrier bag. Desiccants and a humidity indicator are packed together with the SMD LEDs as secondary protection. The humidity-indicator card indicates the humidity within the SMD packing.

- 开封前, 产品须存放在温度不高于 30°C, 湿度不高于 60%RH 的环境中。

Before opening the package, the product should be kept at 30°C or less and 60% RH or less.

- 开封后, 产品须存放在温度不高于 30°C, 湿度不高于 60%RH 的环境中, 最长存放时间 168 小时, 未用完的余料需重新存放在密封防潮抗静电袋内。

After opening the package :The Led's floor life is 168Hrs under 30°C or less and 60%RH or less, if unused LEDs remain,it should be stored in moisture proof packages.

- 对于尚未焊接的 LED, 如果吸湿剂或包装失效, 或者产品没有符合以上有效存储条件, 烘焙可以起到一定的性能恢复效果。烘焙条件: (60±5) °C, 持续 24 小时。

If the moisture absorbent material has fade away or the LEDs have exceeded the storage time, baking treatment should be performed using the following condition.

Baking treatment:(60±5) °C for 24hours.

### 2. 静电:

#### Static Electricity

静电和电涌会导致产品特性发生改变, 例如正向电压降低等, 如果情况严重甚至会损毁产品。所以在使用时必须采取有效的防静电措施。

所有相关的设备和机器都应该正确接地, 同时必须采取其他防止静电和电涌的措施。

使用防静电手环, 防静电垫子, 防静电工作服、工作鞋、手套, 防静电容器, 都是有效的防止静电和电涌的措施。

Static electricity or surge voltage damages the LEDs. Damaged LEDs will show some unusual characteristic such as the forward voltage becomes lower, or the LEDs do not light at the low current. even not light.

All devices, equipment and machinery must be properly grounded. At the same time, it is recommended that wrist bands or anti-electrostatic gloves, anti-electrostatic containers be used when dealing with the LEDs.

### 3. 设计建议:

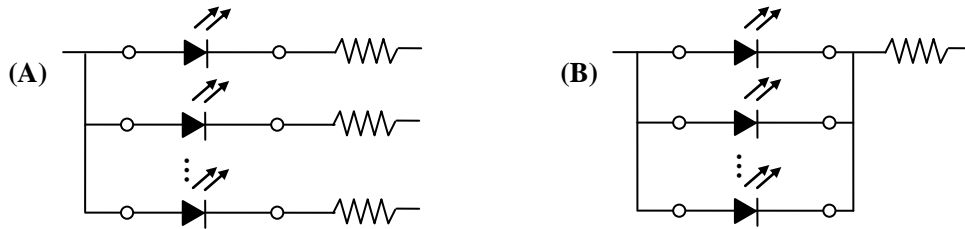
#### Design Consideration

设计电路时, 通过 LED 的电流不能超过规定的最大值, 同时, 还需使用保护电阻, 否则, 微小的电压变化将会引起较大的电流变化, 可能导致产品损毁。

建议使用以下 (A) 电路, 该电路能够很好的调节通过每个 LED 的电流; 不推荐使用 (B) 电路, 该电路在持续的电压驱动下, LED 的正向电压 (VF) 发生变化, 电流会随之而发生变化, 可能使某些 LED 承受高于规定的电流值。

In designing a circuit, the current through each LED must not exceed the absolute maximum rating specified for each LED. In the meanwhile, Customer must apply resistors for protection, otherwise slight voltage shift will cause big current change, burn out will happen.

It is recommended to use Circuit A which regulates the current flowing through each LED rather than Circuit B. When driving LEDs with a constant voltage in Circuit B, the current through the LEDs may vary due to the variation in Forward Voltage ( $V_F$ ) of the LEDs. In the worst case, some LED may be subjected to stresses in excess of the Absolute Maximum Rating.



LED 的特性容易因为自身的发热和环境的温度的改变而发生改变。温度的升高会降低 LED 的发光效率、影响发光颜色等，所以在设计时应充分考虑散热的问题。


Thermal Design is paramount importance because heat generation may result in the Characteristics decline, such as brightness decreased, Color changed and so on. Please consider the heat generation of the LEDs when making the system design.

**1. 其他事项:**

**Others**

直接用手拿取产品不但会污染封装树脂表面，也可能由于静电等因素导致产品性能的改变。过度的压力也可能直接影响封装内部的管芯和金线，因此请勿对产品施加过度压力，特别当产品处于高温状态下，例如在回流焊接过程中。

When handling the product, touching the encapsulant with bare hands will not only contaminate its surface, but also affect on its optical characteristic. Excessive force to the encapsulant might result in catastrophic failure of the LEDs due to die breakage or wire deformation. For this reason, please do not put excessive stress on LEDs, especially when the LEDs are heated such as during Reflow Soldering.



LED 的环氧树脂封装部分相当脆弱，请勿用坚硬、尖锐的物体刮、擦封装树脂部分。在用镊子夹取的时候也应当小心注意。

The epoxy resin of encapsulant is fragile, so please avoid scratch or friction over the epoxy resin surface. While handling the product with tweezers, do not hold by the epoxy resin, be careful

## 2. 眼睛保护忠告:

**Safety Advice for Human Eyes**

LED 发光时, 请勿直视发光光源, 特别是对于一些光强较高的 LED, 强光可能伤害你的眼睛。

Viewing direct to the light emitting center of the LEDs, especially those of great Luminous Intensity will cause great hazard to human eyes. Please be careful.

**七、焊接指导**

## 1. 使用烙铁人手焊接

**Hand Soldering**

推荐使用功率低于 20W 的烙铁, 焊接时烙铁的温度必须保持在 360°C 以下, 且每个电极只能进行一次焊接, 每次焊接的持续时间不得超过 3 秒。

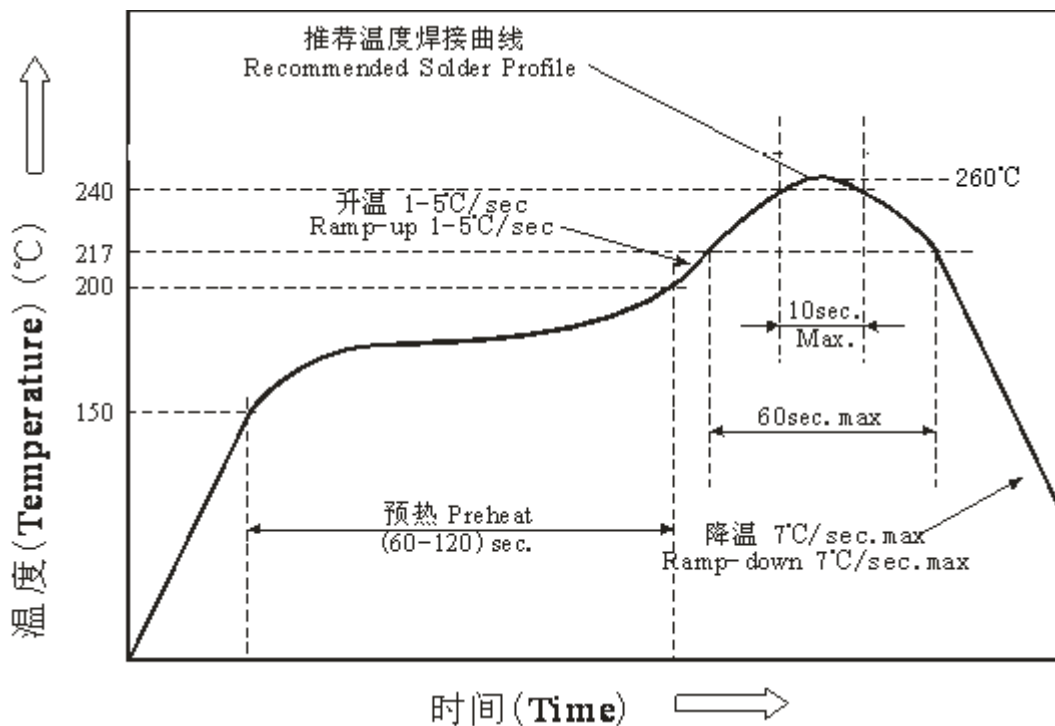
人手焊接过程中的不慎操作易引起 LED 产品的损坏, 应当小心谨慎。

If manual soldering is necessary, the use of a soldering iron of less than 20W is recommended, and the temperature of the iron must be kept at below 360°C, with soldering time within 3 seconds.

No mechanical stress should be exerted on the resin portion of the SMD LED during soldering.

## 2. 回流焊接: 推荐使用以下无铅回流焊接温度图进行。

**Reflow Soldering:** Use the conditions shown in the under Figure of Pb-Free Reflow Soldering.



- 回流焊接最多只能进行两次。

Reflow soldering should not be done more than two times.

- 在回流焊接升温过程中, 请不要对 LED 施加任何压力。

No stress should be exerted on the package during Soldering.

- 在焊接完成后, 待产品温度下降到室温之后, 再进行其他处理。

After soldering, do not deal with the product before its temperature cooling down to room temperature.



**3. 清洗:****Cleaning**

在焊接后推荐使用酒精进行清洗，在温度不高于 30℃ 的条件下持续 3 分钟，不高于 50℃ 的条件下持续 30 秒。使用其他类似溶剂清洗前，请先确认使用的溶剂不会对 LED 的封装和环氧树脂部分造成损伤。

超声波清洗也是有效的方法，一般最大功率不应超过 300W，否则可能对 LED 造成损伤。请根据具体的情况预先测试清洗条件是否会对 LED 造成损伤。

It is recommended that alcohol be used as a solvent for cleaning after soldering. Cleaning is to go under 30°C for 3 minutes or 50°C for 30 seconds. When using other solvents, it should be confirmed beforehand whether the solvents will dissolve the package and the resin or not.

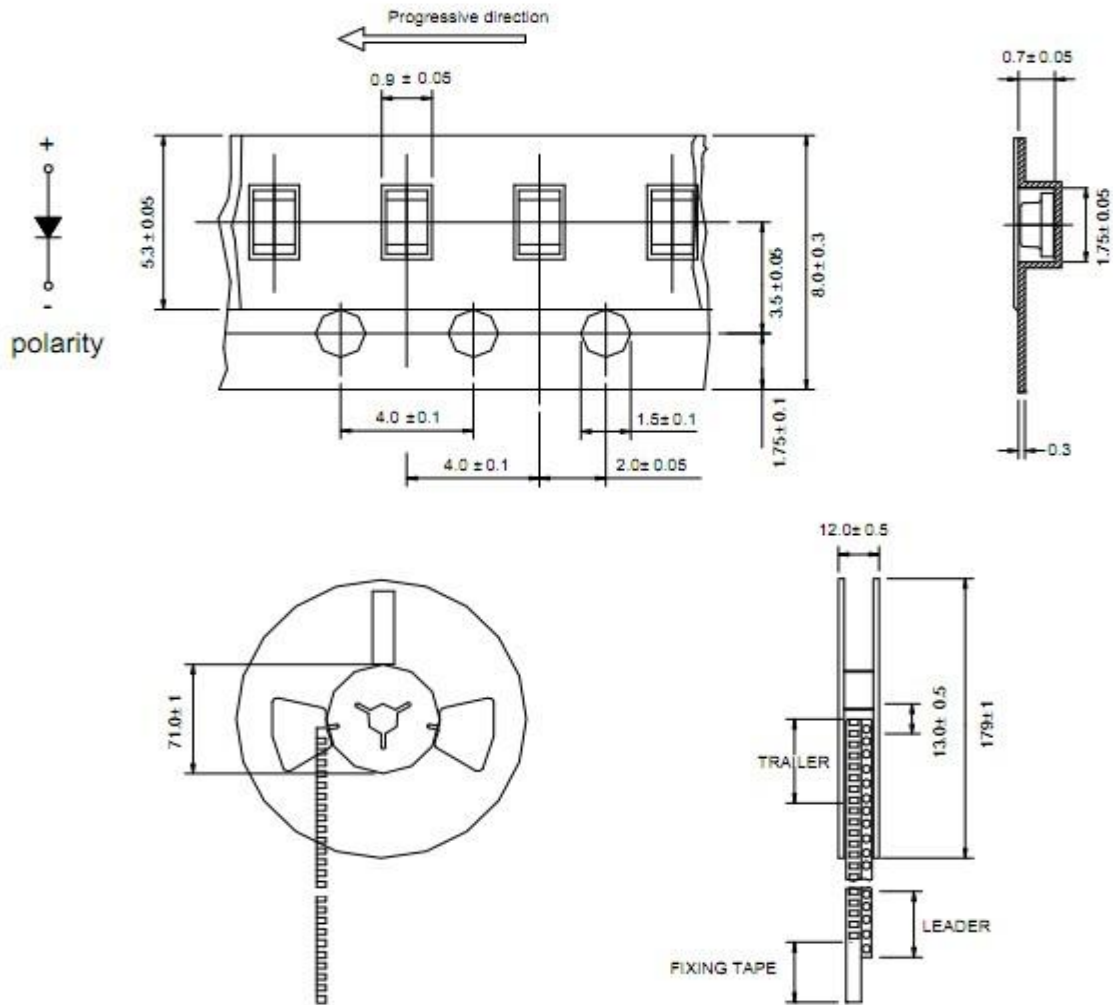
Ultrasonic cleaning is also an effective way for cleaning. But the influence of Ultrasonic cleaning on LED depends on factors such as ultrasonic power. Generally, the ultrasonic power should not be higher than 300W. Before cleaning, a pre-test should be done to confirm whether any damage to LEDs will occur.

**\* 注意:** 此一般指导原则并不适用于所有 PCB 设计和焊接设备的配置。具体工艺受到诸多因素的影响，请根据特定的PCB设计和焊接设备来确定焊接方案。

**\* Note:** This general guideline may not apply to all PCB designs and configurations of all soldering equipment. The technique in practice is influenced by many factors it should be specialized base on the PCB designs and configurations of the soldering equipment.

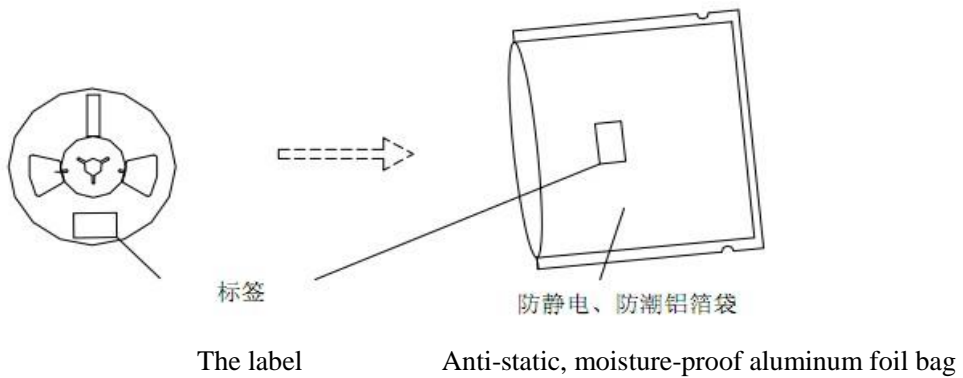
### 八、包装

包装数量: 4000 pcs/卷 Packing quantity: 4000 PCS/rolls



注/ Notes: 1. 尺寸单位为毫米(mm)/ All dimensions are in millimeters.  
2. 尺寸公差是 ±0.1mm/ Tolerance is ±0.1 mm unless otherwise noted.

### 9. 标签及标识/ Label Explanation:



## 10. 光电参数分 BIN 规格/Photoelectric parameters are divided into BIN specifications

### 10.1. 亮度分 BIN 规格/Bin Range of Luminous Intensity

Bin	Min	Max	Unit	Condition
P14	34	40	MCD	IF = 5mA
P15	40	48		
P16	48	58		
P17	58	70		

Notes: Tolerance of Luminous Intensity:  $\pm 10\%$

### 10.2. 电压分 BIN 规格/ Bin Range of Forward Voltage

Bin	Min	Max	Unit	Condition
VM	2.6	2.7	V	IF = 5mA
VN	2.7	2.8		
VO	2.8	2.9		
VP	2.9	3.0		

Notes: Tolerance of Forward Voltage:  $\pm 0.05V$

### 10.3. 波长分 BIN 规格/ Bin Range of Wavelength

Bin	Min	Max	Unit	Condition
B5	463	466	NM	IF = 5mA
B6	466	469		
B7	469	472		

Notes: Tolerance of Wavelength:  $\pm 1nm$

单击下面可查看定价，库存，交付和生命周期等信息

[>>BeiQi](#)