

Features

- Carbon element
- 10-30 mm travel
- Center detent option
- Single or dual gang
- RoHS compliant*



Mounting Types A, B, C, D and H are available but not recommended for new designs. (See [Product Obsolescence Memo.](#))

PDV Series - Open Frame Slide Potentiometer

Electrical Characteristics

Taper..... Linear, audio
 Standard Resistance Range 1 K ohms to 1 M ohms
 Standard Resistance Tolerance..... ±20 %
 Residual Resistance 100 ohms or ±5 % max.

Environmental Characteristics

Operating Temperature... -10 °C to +50 °C
 Power Rating
 Linear 0.1 watt
 Audio 0.05 watt
 Maximum Operating Voltage - Linear
 10 mm Travel 100 VAC
 15 mm Travel 100 VAC
 20 mm Travel 200 VAC
 30 mm Travel 200 VAC
 Maximum Operating Voltage - Audio
 10 mm Travel 50 VAC
 15 mm Travel 50 VAC
 20 mm Travel 150 VAC
 30 mm Travel 150 VAC
 Sliding Noise 47 mV max.

Mechanical Characteristics

Operating Force 20 to 300 g-cm
 Detent Torque 50 to 400 g-cm
 Lever Stop Strength 3 kg-cm min.
 Sliding Life 10,000 cycles
 Std. Stroke Length 10, 15, 20, 30 mm
 Soldering Condition
 Wave 260 °C for 3 sec. max.
 Manual Not recommended

How To Order

PDV 10 - 2 1 P - 102 A

Model

Length of Travel

- 10 = 10 mm
- 15 = 15 mm
- 20 = 20 mm
- 30 = 30 mm

Detent Option

- 2 = No Detent
- 3 = Center Detent

Number of Gangs

- 1 = Single Gang
- 2 = Dual Gang

Mounting Type (refer to drawings)

- A = Vertical Pins
- D = Vertical Pins
- P = Vertical Pins
- H = Horizontal Pins
- M = Horizontal Pins
- B = Horizontal Pins

Resistance Code (See Table)

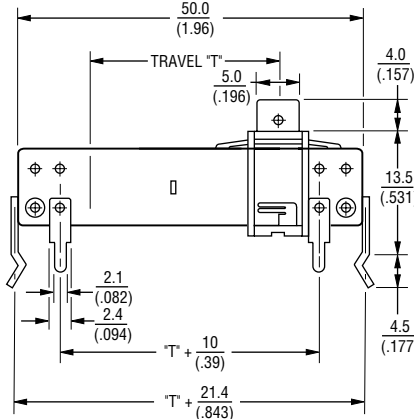
Resistance Taper

- A = Audio Taper
- B = Linear Taper

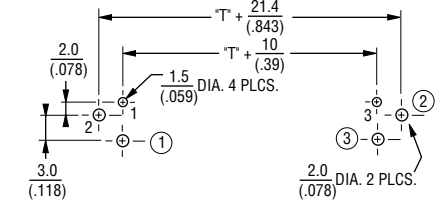
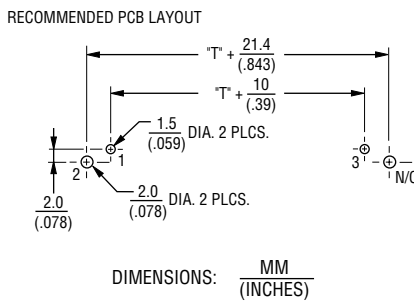
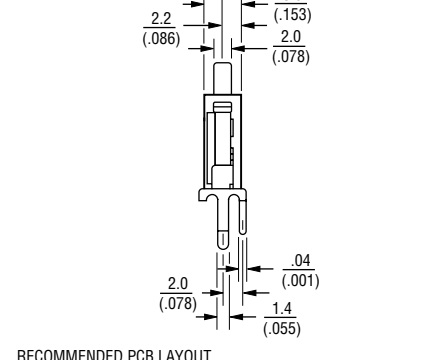
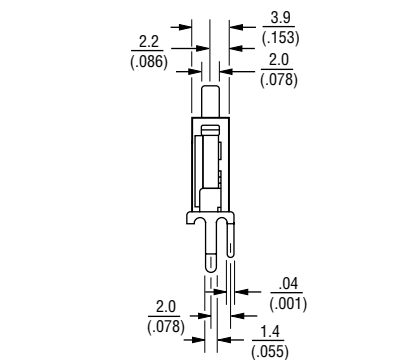
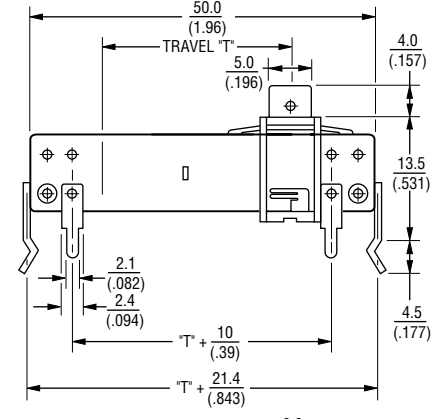
Other styles available.

Product Dimensions

PDVxx-x1D

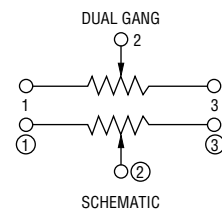
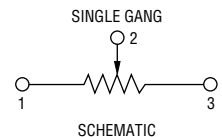


PDVxx-x2D



Standard Resistance Table

Resistance (Ohms)	Resistance Code
1,000	102
2,000	202
5,000	502
10,000	103
20,000	203
50,000	503
100,000	104
200,000	204
500,000	504
1,000,000	105



*RoHS Directive 2002/95/EC Jan. 27, 2003 including annex and RoHS Recast 2011/65/EU June 8, 2011. Specifications are subject to change without notice. Customers should verify actual device performance in their specific applications.

Applications

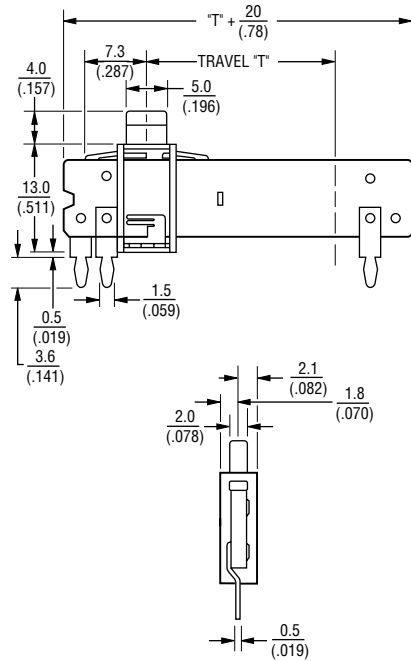
- Audio/TV sets
- Car radio
- Amplifiers/mixers/drum machines/synthesizers
- PCs/monitors
- Appliances

PDV Series - Open Frame Slide Potentiometer

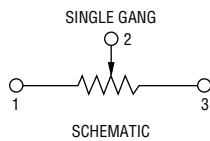
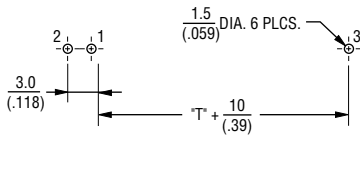
BOURNS®

Product Dimensions

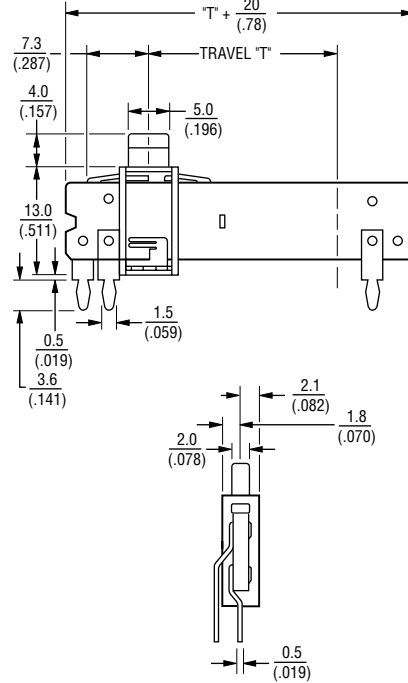
PDVxx-x1P



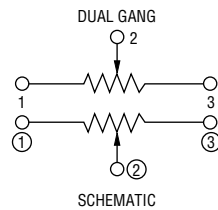
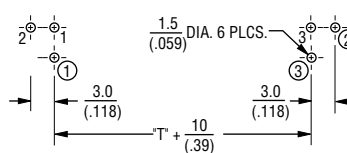
RECOMMENDED PCB LAYOUT



PDVxx-x2P

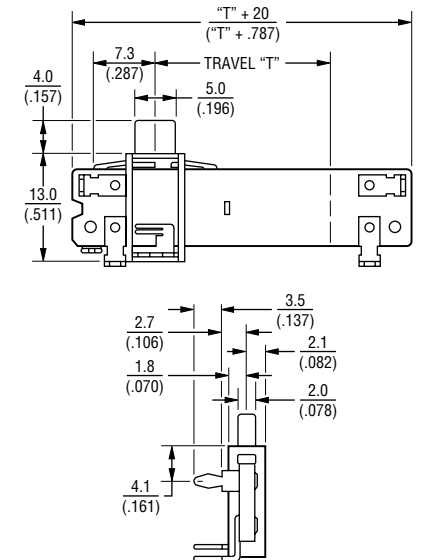


RECOMMENDED PCB LAYOUT

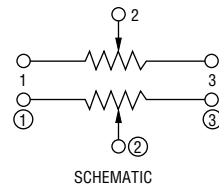
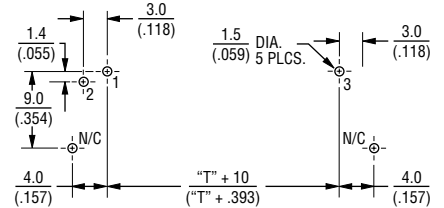


DIMENSIONS: $\frac{MM}{(INCHES)}$

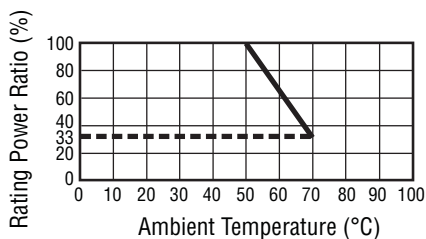
PDVxx-x1H



RECOMMENDED PCB LAYOUT



Derating Curve



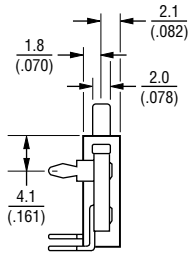
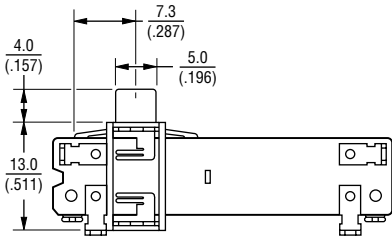
Specifications are subject to change without notice. Customers should verify actual device performance in their specific applications.

PDV Series - Open Frame Slide Potentiometer

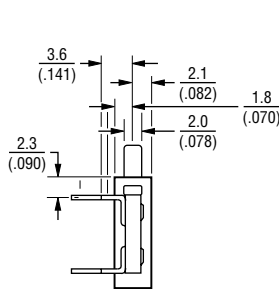
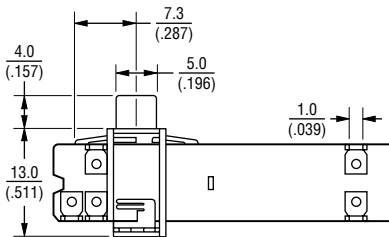
BOURNS®

Product Dimensions

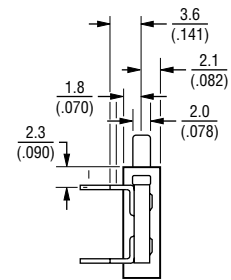
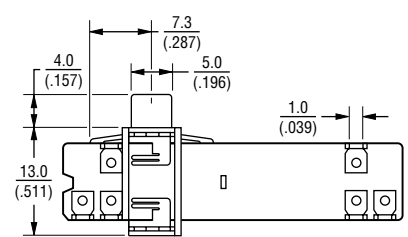
PDVxx-x2H



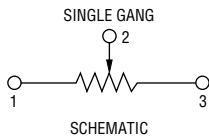
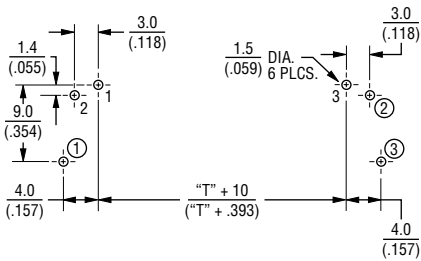
PDVxx-x1M



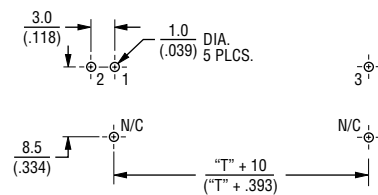
PDVxx-x2M



RECOMMENDED PCB LAYOUT

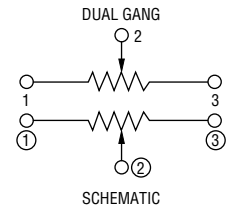
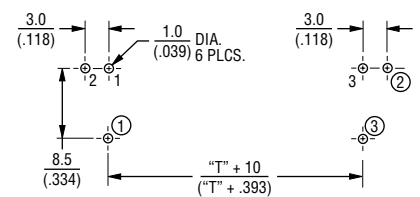


RECOMMENDED PCB LAYOUT



DIMENSIONS: $\frac{\text{MM}}{\text{(INCHES)}}$

RECOMMENDED PCB LAYOUT



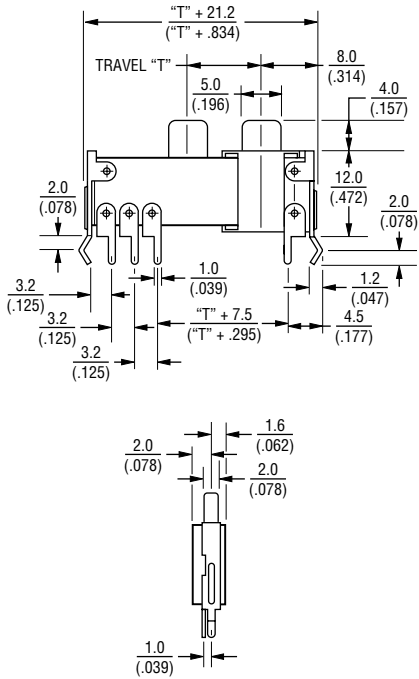
Specifications are subject to change without notice.
Customers should verify actual device performance in their specific applications.

PDV Series - Open Frame Slide Potentiometer

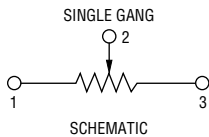
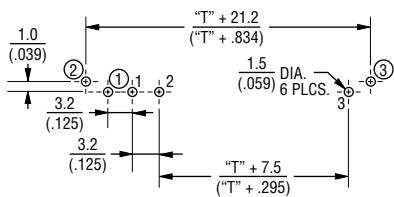
BOURNS®

Product Dimensions

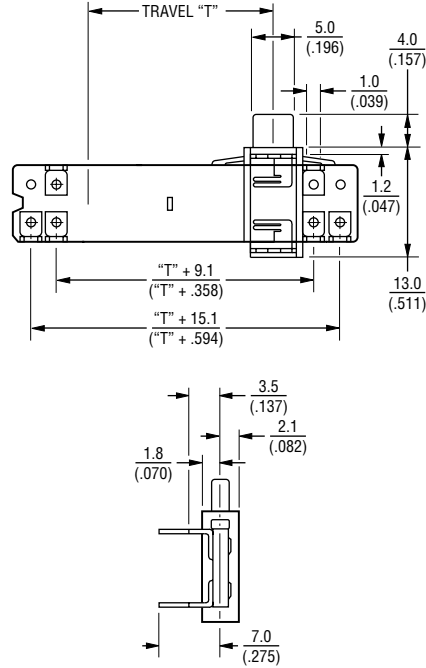
PDVxx-x2A



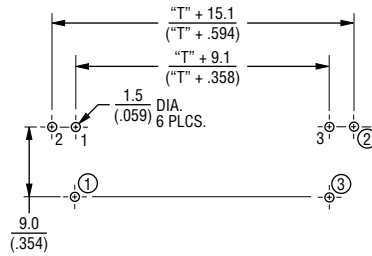
RECOMMENDED PCB LAYOUT



PDVxx-x2B

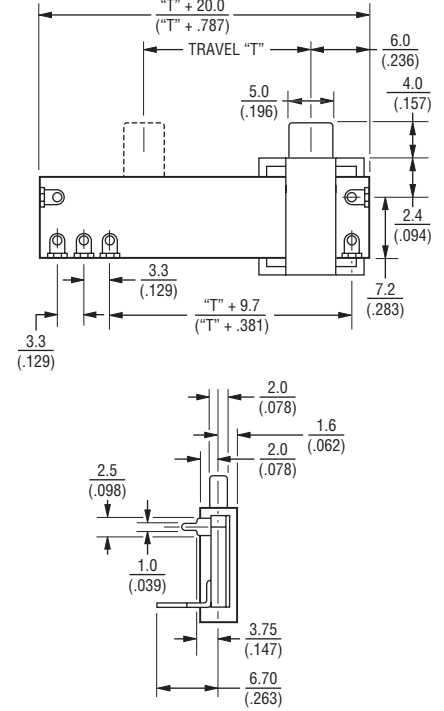


RECOMMENDED PCB LAYOUT

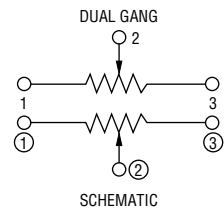
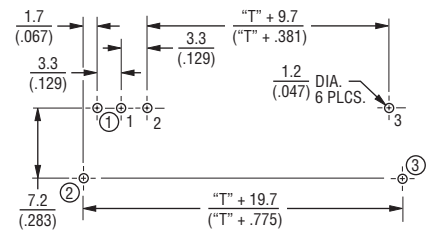


DIMENSIONS: $\frac{\text{MM}}{\text{(INCHES)}}$

PDVxx-x2C



RECOMMENDED PCB LAYOUT



REV. 10/11

Specifications are subject to change without notice. Customers should verify actual device performance in their specific applications.

单击下面可查看定价，库存，交付和生命周期等信息

[>>Bourns\(伯恩斯\)](#)