



### Features

- Formerly J. W. Miller® models
- Shielded construction
- Unit height of 5.9 mm
- Inductance range: 0.22  $\mu$ H to 10  $\mu$ H
- Current up to 45 A
- RoHS compliant\*

These series are currently available, but not recommended for new designs. The newer SRP1245A series is recommended.

## PM12645S, PM12651S, PM13560S, PM13656S, PM13666S Series - Shielded Power Inductors

### Electrical Specifications

Bourns Part No.	Inductance L ( $\mu$ H) $\pm$ 20 %	I rms (A)	I sat (A)	DCR (m $\Omega$ ) max.
PM12645S-1R2M-RC	1.20	27	49	3.3
PM12645S-1R8M-RC	1.80	21	40	4.7
PM12645S-2R7M-RC	2.70	17	32	7.3
PM12651S-R50M-RC	0.50	36	55	1.5
PM12651S-4R7M-RC	4.70	12	27	15.0
PM12651S-9R0M-RC	9.00	10	18	22.5
PM13560S-6R0M-RC	6.00	9.5	14	10.0
PM13560S-100M-RC	10.0	9	16	25.5
PM13656S-R22M-RC	0.22	45	80	1.0
PM13656S-R50M-RC	0.50	36	55	1.5
PM13666S-1R0M-RC	1.00	29	50	2.5

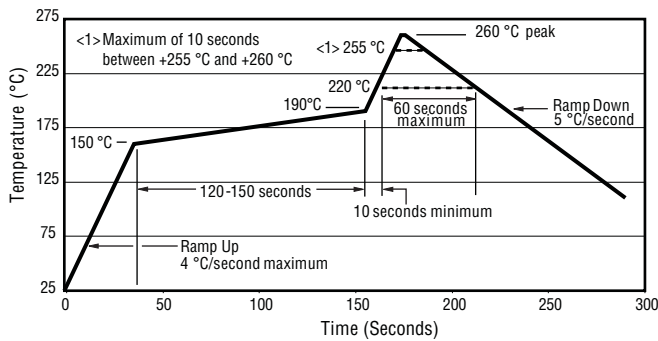
### General Specifications

Test Voltage .....0.25 V  
 Test Frequency ..... 100 KHz  
 Reflow Soldering ....230 °C; 50 sec max.  
 Operating Temperature  
 .....-55 °C to +150 °C  
 (Temperature rise included)  
 Storage Temperature  
 .....-55 °C to +150 °C  
 Resistance to Soldering Heat  
 ..... +260 °C for 10 sec.

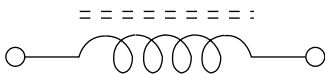
### Materials

Core .....Iron  
 Wire .....Enameled copper  
 Terminal .....Cu/Sn  
 Rated Current .... Ind. drops 20 % at I sat  
 Temperature Rise .... 40 °C at rated I rms  
 Packaging ..... 500 pcs. per 13-inch reel

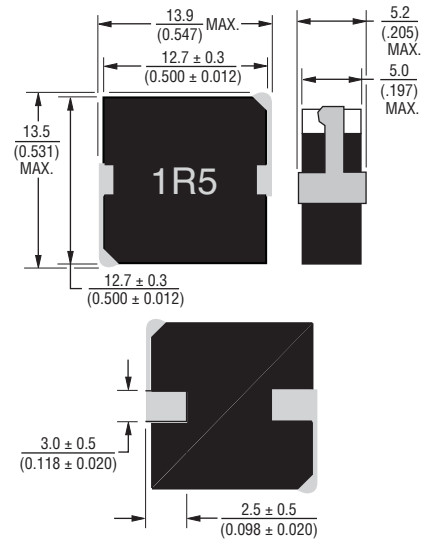
### Soldering Profile



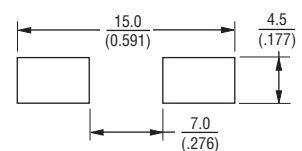
### Electrical Schematic



### Product Dimensions



### Recommended Layout



DIMENSIONS:  $\frac{\text{MM}}{\text{(INCHES)}}$

\*RoHS Directive 2002/95/EC Jan. 27, 2003 including annex and RoHS Recast 2011/65/EU June 8, 2011. Specifications are subject to change without notice. The device characteristics and parameters in this data sheet can and do vary in different applications and actual device performance may vary over time. Users should verify actual device performance in their specific applications.

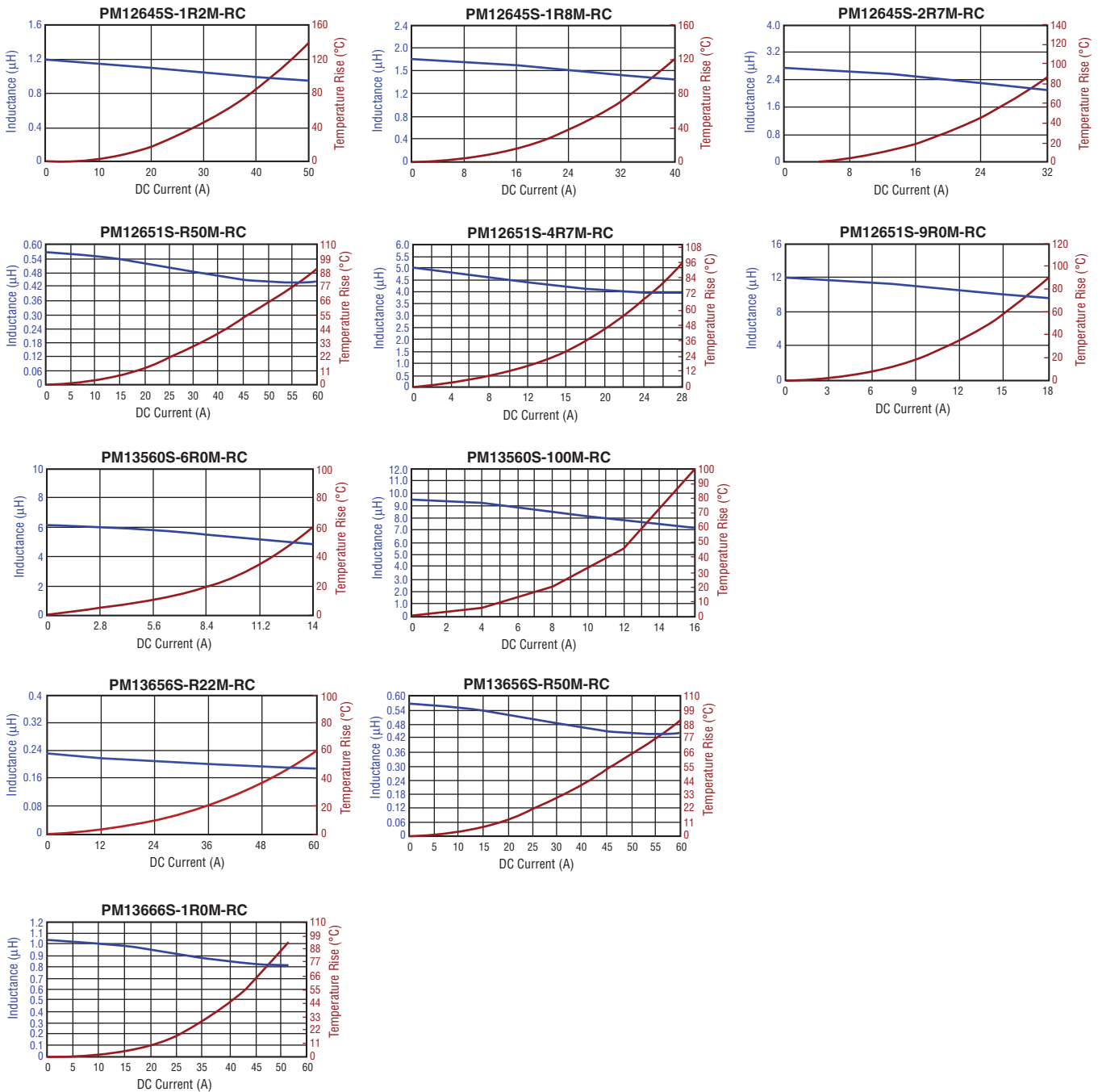
## Applications

- Input/output of DC/DC converters
- Power supplies for:
  - Portable communications equipment
  - Camcorders
  - LCD TVs
  - Car audio systems

## PM12645S, PM12651S, PM13560S, PM13656S, PM13666S Series - Shielded Power Inductors

**BOURNS®**

### L vs. I Charts



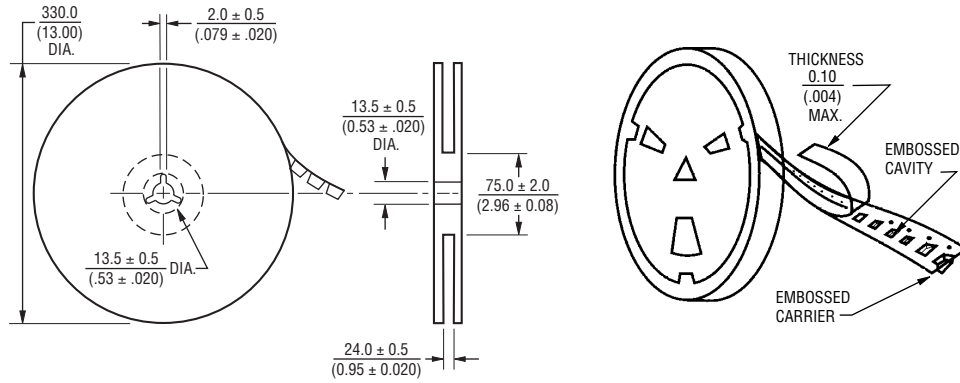
Specifications are subject to change without notice.

The device characteristics and parameters in this data sheet can and do vary in different applications and actual device performance may vary over time. Users should verify actual device performance in their specific applications.

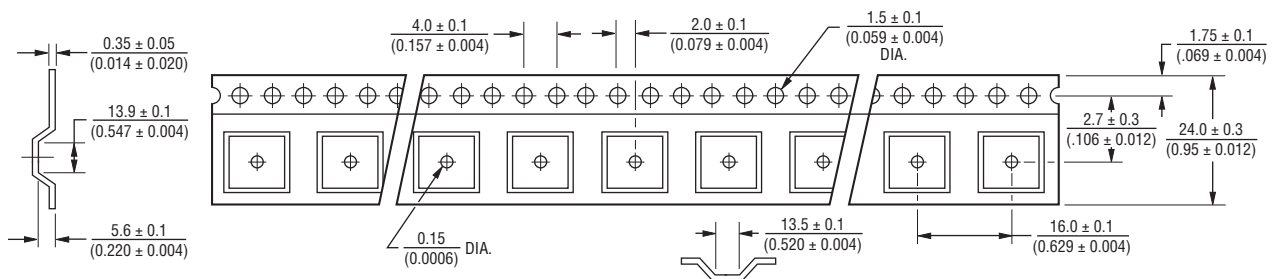
PM12645S, PM12651S, PM13560S, PM13656S, PM13666S Series -  
Shielded Power Inductors

**BOURNS®**

Packaging Specifications



DIMENSIONS:  $\frac{\text{MM}}{\text{(INCHES)}}$



REV. 06/14

Specifications are subject to change without notice.  
The device characteristics and parameters in this data sheet can and do vary in different applications and actual device performance may vary over time.  
Users should verify actual device performance in their specific applications.

单击下面可查看定价，库存，交付和生命周期等信息

[>>Bourns\(伯恩斯\)](#)