



Features

- High power ratings
- Low profile
- Compatible with Pb and Pb-free solder reflow profiles
- RoHS compliant* and halogen free**
- Surface mount packaging for automated assembly
- Agency recognition:  
- Standard 7451 mm (2920 mils) footprint

MF-LSMF Series – PTC Resettable Fuses

Electrical Characteristics

Model	V _{max}	I _{max}	I _{hold}	I _{trip}	Resistance		Max. Time to Trip		Tripped Power Dissipation	Agency Recognition	
			at 23 °C		at 23 °C Ohms		at 23 °C		at 23 °C Watts	cUL	TÜV
	Volts	Amps	Amps	R _{Min}	R _{1Max}	Amps	Seconds	Typ.	E174545	R50256634	
MF-LSMF075X	30	40	0.75	1.5	0.15	1.00	8.0	0.3	1.5	✓	✓
MF-LSMF110X	33	40	1.1	2.2	0.07	0.41	8.0	0.5	1.5	✓	✓
MF-LSMF125X	15	40	1.25	2.5	0.05	0.25	8.0	2.0	1.5	✓	✓
MF-LSMF125/33X	33	40	1.25	2.5	0.055	0.25	8.0	2.0	1.5	✓	✓
MF-LSMF150X	15	40	1.5	3.0	0.05	0.23	8.0	2.0	1.5	✓	✓
MF-LSMF150/33X	33	40	1.5	3.0	0.05	0.23	8.0	2.0	1.5	✓	✓
MF-LSMF185X	15	40	1.85	3.7	0.045	0.15	8.0	2.5	1.5	✓	✓
MF-LSMF185/24X	24	40	1.85	3.7	0.045	0.15	8.0	2.5	1.5	✓	✓
MF-LSMF185/33X	33	40	1.85	3.7	0.045	0.15	8.0	2.5	1.5	✓	✓
MF-LSMF200X	15	40	2.0	4.0	0.035	0.125	8.0	5.0	1.5	✓	✓
MF-LSMF200/24X	24	40	2.0	4.0	0.035	0.125	8.0	5.0	1.5	✓	✓
MF-LSMF260X	24	40	2.6	5.2	0.020	0.075	8.0	5.0	1.5	✓	✓
MF-LSMF260/6X	6	40	2.6	5.0	0.020	0.075	8.0	10	1.5	✓	✓
MF-LSMF260/16X	16	40	2.6	5.2	0.020	0.075	8.0	5.0	1.5	✓	✓
MF-LSMF300X	6	40	3.0	5.0	0.015	0.048	8.0	15	1.5	✓	✓
MF-LSMF300/16X	16	40	3.0	5.0	0.015	0.048	8.0	15	1.5	✓	✓
MF-LSMF300/24X	24	40	3.0	5.2	0.015	0.075	8.0	15	1.5	✓	✓
MF-LSMF330X	6	40	3.3	5.5	0.010	0.055	8.0	15	2.0	✓	✓
MF-LSMF330/12X	12	40	3.3	5.5	0.010	0.055	8.0	15	2.0	✓	✓
MF-LSMF330/16X	16	40	3.3	5.5	0.010	0.055	8.0	15	2.0	✓	✓
MF-LSMF330/24X	24	40	3.3	5.5	0.010	0.055	8.0	15	2.0	✓	✓
MF-LSMF400/16X	16	40	4.0	8.0	0.005	0.040	20	4.0	1.5	✓	✓
MF-LSMF500/16X	16	40	5.0	10.0	0.005	0.025	20	5.0	1.5	✓	✓
MF-LSMF600/12X	12	50	6.0	12.0	0.004	0.020	30	2.0	2.0	✓	✓

Environmental Characteristics

Item	Condition	Criteria
Operating Temperature	-40 °C to +85 °C	
Recommended Storage	+40 °C max. / 70 % R.H. max.	
Passive Aging	+85 °C, 1000 hours	±5 % typical resistance change
Humidity Aging	+85 °C, 85 % R.H. 1000 hours	±5 % typical resistance change
Thermal Shock	-40 °C to +85 °C, 20 times	±10 % typical resistance change
Solvent Resistance	MIL-STD-202, Method 215	No change (marking still legible)
Vibration	MIL-STD-883C, Method 2007.1 Condition A	No change (R _{min} < R < R _{1max})
Moisture Sensitivity Level (MSL)	See Note	
ESD Classification	Class 6 (per AEC-Q200-2, HBM)	

Additional Information

Click these links for more information:



[PRODUCT SELECTOR](#) [TECHNICAL LIBRARY](#) [INVENTORY](#) [SAMPLES](#) [CONTACT](#)



WARNING
Cancer and Reproductive Harm
www.P65Warnings.ca.gov

* RoHS Directive 2015/863, Mar 31, 2015 and Annex.
 ** Bourns considers a product to be "halogen free" if (a) the Bromine (Br) content is 900 ppm or less; (b) the Chlorine (Cl) content is 900 ppm or less; and (c) the total Bromine (Br) and Chlorine (Cl) content is 1500 ppm or less.
 Specifications are subject to change without notice. Users should verify actual device performance in their specific applications. The products described herein and this document are subject to specific legal disclaimers as set forth on the last page of this document, and at www.bourns.com/docs/legal/disclaimer.pdf.

Applications

- Industrial controls
- IEEE ports
- Portable electronics

MF-LSMF Series - PTC Resettable Fuses

BOURNS®

Test Procedures and Requirements

Item	Test Conditions	Accept/Reject Criteria
Visual/Mechanical	Verify dimensions and materials	Per MF physical description
Resistance	In still air @ 23 °C	$R_{min} \leq R \leq R_{max}$
Time to Trip	At specified current, V_{max} , 23 °C, still air	$T \leq$ max. time to trip (seconds)
Hold Current	30 min. at I_{hold} , still air	No trip
Trip Cycle Life	V_{max} , I_{max} , 100 cycles	No arcing or burning
Trip Endurance	V_{max} , 48 hours	No arcing or burning
Solderability	245 °C \pm 5 °C, 5 seconds	95 % min. coverage

Product Dimensions

Model	A		B		C		D		E	
	Min.	Max.	Min.	Max.	Min.	Max.	Min.	Max.	Min.	Max.
MF-LSMF075X	$\frac{6.73}{(0.265)}$	$\frac{7.98}{(0.314)}$	$\frac{4.80}{(0.189)}$	$\frac{5.44}{(0.214)}$	$\frac{0.35}{(0.014)}$	$\frac{0.85}{(0.033)}$				
MF-LSMF110X	$\frac{6.73}{(0.265)}$	$\frac{7.98}{(0.314)}$	$\frac{4.80}{(0.189)}$	$\frac{5.44}{(0.214)}$	$\frac{0.35}{(0.014)}$	$\frac{0.85}{(0.033)}$				
MF-LSMF125X	$\frac{6.73}{(0.265)}$	$\frac{7.98}{(0.314)}$	$\frac{4.80}{(0.189)}$	$\frac{5.44}{(0.214)}$	$\frac{0.35}{(0.014)}$	$\frac{0.85}{(0.033)}$				
MF-LSMF125/33X	$\frac{6.73}{(0.265)}$	$\frac{7.98}{(0.314)}$	$\frac{4.80}{(0.189)}$	$\frac{5.44}{(0.214)}$	$\frac{0.75}{(0.030)}$	$\frac{1.60}{(0.063)}$				
MF-LSMF150X	$\frac{6.73}{(0.265)}$	$\frac{7.98}{(0.314)}$	$\frac{4.80}{(0.189)}$	$\frac{5.44}{(0.214)}$	$\frac{0.35}{(0.014)}$	$\frac{0.85}{(0.033)}$				
MF-LSMF150/33X	$\frac{6.73}{(0.265)}$	$\frac{7.98}{(0.314)}$	$\frac{4.80}{(0.189)}$	$\frac{5.44}{(0.214)}$	$\frac{0.75}{(0.030)}$	$\frac{1.60}{(0.063)}$				
MF-LSMF185X	$\frac{6.73}{(0.265)}$	$\frac{7.98}{(0.314)}$	$\frac{4.80}{(0.189)}$	$\frac{5.44}{(0.214)}$	$\frac{0.35}{(0.014)}$	$\frac{0.85}{(0.033)}$				
MF-LSMF185/24X	$\frac{6.73}{(0.265)}$	$\frac{7.98}{(0.314)}$	$\frac{4.80}{(0.189)}$	$\frac{5.44}{(0.214)}$	$\frac{0.75}{(0.030)}$	$\frac{1.60}{(0.063)}$				
MF-LSMF185/33X	$\frac{6.73}{(0.265)}$	$\frac{7.98}{(0.314)}$	$\frac{4.80}{(0.189)}$	$\frac{5.44}{(0.214)}$	$\frac{0.75}{(0.030)}$	$\frac{1.60}{(0.063)}$	$\frac{0.30}{(0.012)}$	$\frac{2.50}{(0.098)}$	$\frac{0.25}{(0.010)}$	$\frac{2.00}{(0.079)}$
MF-LSMF200X	$\frac{6.73}{(0.265)}$	$\frac{7.98}{(0.314)}$	$\frac{4.80}{(0.189)}$	$\frac{5.44}{(0.214)}$	$\frac{0.75}{(0.030)}$	$\frac{1.60}{(0.063)}$				
MF-LSMF200/24X	$\frac{6.73}{(0.265)}$	$\frac{7.98}{(0.314)}$	$\frac{4.80}{(0.189)}$	$\frac{5.44}{(0.214)}$	$\frac{0.75}{(0.030)}$	$\frac{1.60}{(0.063)}$				
MF-LSMF260X	$\frac{6.73}{(0.265)}$	$\frac{7.98}{(0.314)}$	$\frac{4.80}{(0.189)}$	$\frac{5.44}{(0.214)}$	$\frac{0.75}{(0.030)}$	$\frac{1.60}{(0.063)}$				
MF-LSMF260/6X	$\frac{6.73}{(0.265)}$	$\frac{7.98}{(0.314)}$	$\frac{4.80}{(0.189)}$	$\frac{5.44}{(0.214)}$	$\frac{0.35}{(0.014)}$	$\frac{0.85}{(0.033)}$				
MF-LSMF260/16X	$\frac{6.73}{(0.265)}$	$\frac{7.98}{(0.314)}$	$\frac{4.80}{(0.189)}$	$\frac{5.44}{(0.214)}$	$\frac{0.75}{(0.030)}$	$\frac{1.60}{(0.063)}$				
MF-LSMF300X	$\frac{6.73}{(0.265)}$	$\frac{7.98}{(0.314)}$	$\frac{4.80}{(0.189)}$	$\frac{5.44}{(0.214)}$	$\frac{0.35}{(0.014)}$	$\frac{0.85}{(0.033)}$				
MF-LSMF300/16X	$\frac{6.73}{(0.265)}$	$\frac{7.98}{(0.314)}$	$\frac{4.80}{(0.189)}$	$\frac{5.44}{(0.214)}$	$\frac{0.75}{(0.030)}$	$\frac{1.60}{(0.063)}$				
MF-LSMF300/24X	$\frac{6.73}{(0.265)}$	$\frac{7.98}{(0.314)}$	$\frac{4.80}{(0.189)}$	$\frac{5.44}{(0.214)}$	$\frac{0.75}{(0.030)}$	$\frac{1.60}{(0.063)}$				

Specifications are subject to change without notice.

Users should verify actual device performance in their specific applications.

The products described herein and this document are subject to specific legal disclaimers as set forth on the last page of this document, and at www.bourns.com/docs/legal/disclaimer.pdf.

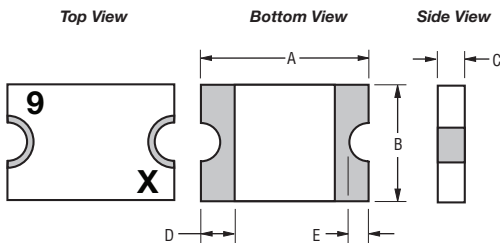
MF-LSMF Series - PTC Resettable Fuses

BOURNS®

Product Dimensions (continued)

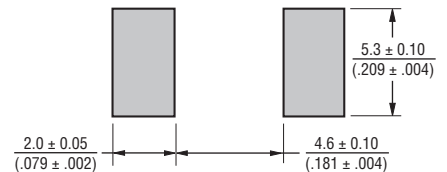
Model	A		B		C		D		E	
	Min.	Max.	Min.	Max.	Min.	Max.	Min.	Max.	Min.	Max.
MF-LSMF330X	6.73 (0.265)	7.98 (0.314)	4.80 (0.189)	5.44 (0.214)	0.35 (0.014)	0.85 (0.033)	0.30 (0.012)	2.50 (0.098)	0.25 (.010)	2.00 (.079)
MF-LSMF330/12X	6.73 (0.265)	7.98 (0.314)	4.80 (0.189)	5.44 (0.214)	0.75 (0.030)	1.60 (0.063)				
MF-LSMF330/16X	6.73 (0.265)	7.98 (0.314)	4.80 (0.189)	5.44 (0.214)	0.75 (0.030)	1.60 (0.063)				
MF-LSMF330/24X	6.73 (0.265)	7.98 (0.314)	4.80 (0.189)	5.44 (0.214)	0.75 (0.030)	1.60 (0.063)				
MF-LSMF400/16X	6.73 (0.265)	7.98 (0.314)	4.80 (0.189)	5.44 (0.214)	0.75 (0.030)	1.60 (0.063)				
MF-LSMF500/16X	6.73 (0.265)	7.98 (0.314)	4.80 (0.189)	5.44 (0.214)	0.75 (0.030)	1.60 (0.063)				
MF-LSMF600/12X	6.73 (0.265)	7.98 (0.314)	4.80 (0.189)	5.44 (0.214)	0.75 (0.030)	1.60 (0.063)				

DIMENSIONS: $\frac{\text{MM}}{\text{(INCHES)}}$



Terminal material:
Electroless Ni under immersion Au

Recommended Pad Layout



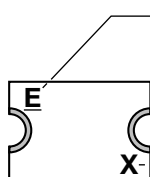
How to Order

MF - LSMF 185/33X - 2

Multifuse® Product Designator _____
Series _____
LSMF = 7451 mm (2920 mils)
Surface Mount Component
Hold Current, I_{hold} _____
0.75-600 (0.75 Amps - 6.0 Amps)
Voltage Option _____
/33 = 33 Volt Rated
X = Multifuse® freeXpansion™ Design
Packaging _____
-2 = Tape and Reel packaged per EIA-481

Typical Part Marking

Represents total content. Layout may vary.



PART IDENTIFICATION EXAMPLES:

MF-LSMF075X = 5	MF-LSMF185X = N	MF-LSMF300/16X = H
MF-LSMF110X = 6	MF-LSMF185/24X = 9	MF-LSMF300/24X = J
MF-LSMF125X = 7	MF-LSMF185/33X = 9	MF-LSMF330X = X
MF-LSMF125/33X = L	MF-LSMF200X = A	MF-LSMF330/12X = Q
MF-LSMF150X = M	MF-LSMF200/24X = A	MF-LSMF330/16X = Q
MF-LSMF150/33X = 8	MF-LSMF260X = E	MF-LSMF330/24X = Q
	MF-LSMF260/6X = P	MF-LSMF400/16X = K
	MF-LSMF260/16X = E	MF-LSMF500/16X = S
	MF-LSMF300X = F	MF-LSMF600/12X = I

BI-WEEKLY DATE CODE:
WEEKS 47-48 = X

Specifications are subject to change without notice.

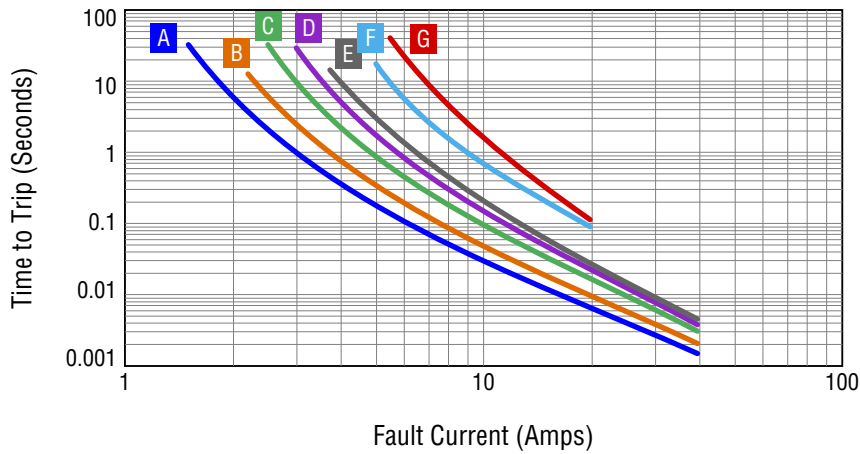
Users should verify actual device performance in their specific applications.

The products described herein and this document are subject to specific legal disclaimers as set forth on the last page of this document, and at www.bourns.com/docs/legal/disclaimer.pdf.

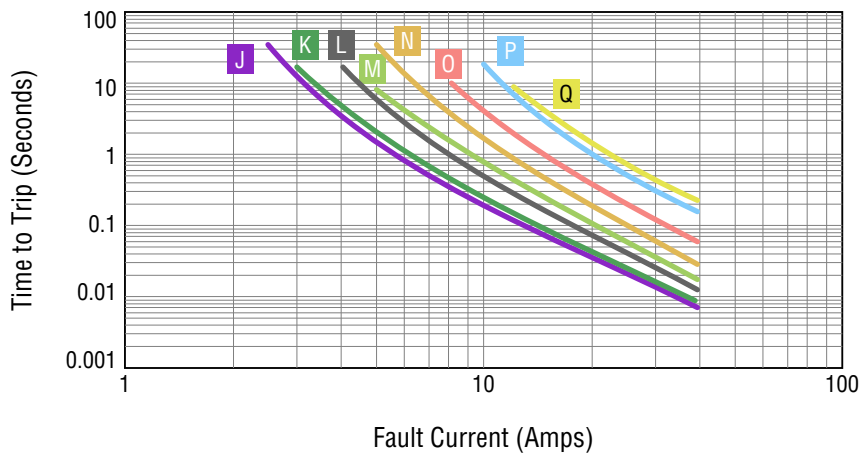
MF-LSMF Series - PTC Resettable Fuses



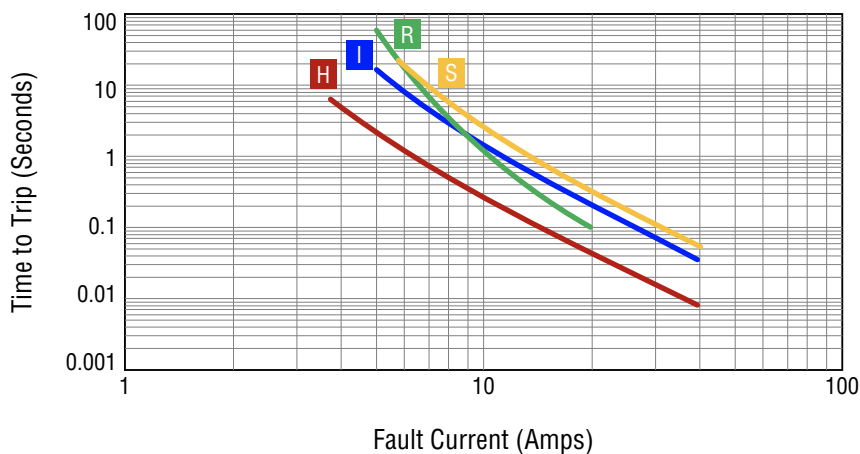
Typical Time to Trip at 23 °C



- A** MF-LSMF075X
- B** MF-LSMF110X
- C** MF-LSMF125X
- D** MF-LSMF150X
- E** MF-LSMF185X
- F** MF-LSMF260/6X
- G** MF-LSMF330X



- J** MF-LSMF125/33X
- K** MF-LSMF150/33X
- L** MF-LSMF200X, MF-LSMF200/24X
- M** MF-LSMF260X, MF-LSMF260/16X
- N** MF-LSMF300/16X
- O** MF-LSMF400/16X
- P** MF-LSMF500/16X
- Q** MF-LSMF600/12X



- H** MF-LSMF185/24X, MF-LSMF185/33X
- I** MF-LSMF300/24X
- R** MF-LSMF300X
- S** MF-LSMF330/12X, MF-LSMF330/16X, MF-LSMF330/24X

The Time to Trip curves represent typical performance of a device in a simulated application environment. Actual performance in specific customer applications may differ from these values due to the influence of other variables.

Specifications are subject to change without notice.

Users should verify actual device performance in their specific applications.

The products described herein and this document are subject to specific legal disclaimers as set forth on the last page of this document, and at www.bourns.com/docs/legal/disclaimer.pdf.

MF-LSMF Series - PTC Resettable Fuses



Thermal Derating Chart - I_{hold} (Amps)

Model	Ambient Operating Temperature								
	-40 °C	-20 °C	0 °C	23 °C	40 °C	50 °C	60 °C	70 °C	85 °C
MF-LSMF075X	1.10	1.01	0.89	0.75	0.63	0.56	0.50	0.44	0.34
MF-LSMF110X	1.61	1.47	1.30	1.10	0.92	0.83	0.73	0.64	0.50
MF-LSMF125X	1.83	1.68	1.48	1.25	1.05	0.94	0.83	0.73	0.56
MF-LSMF125/33X	1.83	1.68	1.48	1.25	1.05	0.94	0.83	0.73	0.56
MF-LSMF150X	2.19	2.01	1.77	1.50	1.26	1.13	0.99	0.87	0.68
MF-LSMF150/33X	2.19	2.01	1.77	1.50	1.26	1.13	0.99	0.87	0.68
MF-LSMF185X	2.70	2.48	2.18	1.85	1.55	1.39	1.22	1.07	0.83
MF-LSMF185/24X	2.80	2.47	2.17	1.85	1.54	1.39	1.22	1.07	0.85
MF-LSMF185/33X	2.80	2.47	2.17	1.85	1.54	1.39	1.22	1.07	0.85
MF-LSMF200X	2.92	2.68	2.36	2.00	1.68	1.50	1.32	1.16	0.90
MF-LSMF200/24X	2.92	2.68	2.36	2.00	1.68	1.50	1.32	1.16	0.90
MF-LSMF260X	3.75	3.35	3.00	2.60	2.35	2.15	2.05	1.80	1.30
MF-LSMF260/6X	3.80	3.48	3.07	2.60	2.18	1.95	1.72	1.51	1.17
MF-LSMF260/16X	3.75	3.35	3.00	2.60	2.35	2.15	2.05	1.80	1.30
MF-LSMF300X	4.53	4.02	3.51	3.00	2.52	2.26	1.99	1.75	1.34
MF-LSMF300/16X	4.38	4.02	3.54	3.00	2.52	2.25	1.98	1.74	1.35
MF-LSMF300/24X	4.00	3.55	3.20	3.30	2.50	2.25	2.15	1.85	1.50
MF-LSMF330X	4.82	4.42	3.89	3.30	2.77	2.48	2.18	1.91	1.49
MF-LSMF330/12X	4.82	4.42	3.89	3.30	2.77	2.48	2.18	1.91	1.49
MF-LSMF330/16X	4.82	4.42	3.89	3.30	2.77	2.48	2.18	1.91	1.49
MF-LSMF330/24X	4.82	4.42	3.89	3.30	2.77	2.48	2.18	1.91	1.49
MF-LSMF400/16X	5.84	5.36	4.72	4.00	3.36	3.00	2.64	2.32	1.80
MF-LSMF500/16X	7.30	6.70	5.90	5.00	4.20	3.75	3.30	2.90	2.25
MF-LSMF600/12X	8.76	8.04	7.08	6.00	5.04	4.50	3.96	3.48	2.70

Packaging Quantity

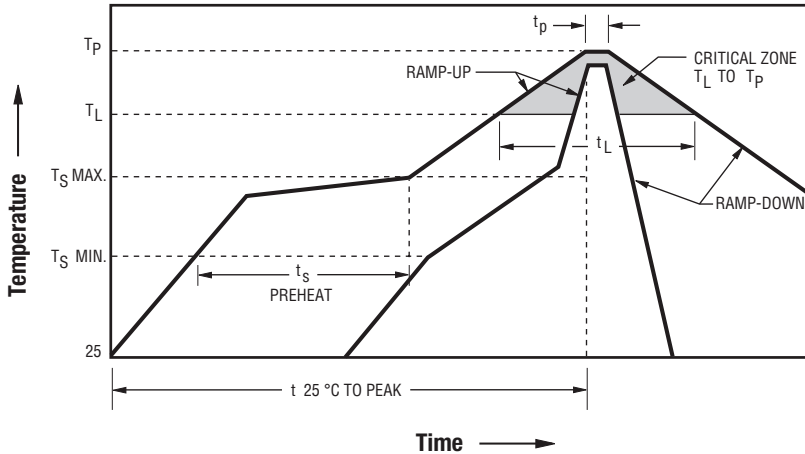
Model	Unit Quantity (pcs.)	Unit
MF-LSMF125/33X MF-LSMF150/33X MF-LSMF185/24X MF-LSMF185/33X MF-LSMF200X MF-LSMF200/24X	4000	Reel
MF-LSMF075X MF-LSMF110X MF-LSMF125X	6000	Reel

Specifications are subject to change without notice.

Users should verify actual device performance in their specific applications.

The products described herein and this document are subject to specific legal disclaimers as set forth on the last page of this document, and at www.bourns.com/docs/legal/disclaimer.pdf.

Solder Reflow Recommendations



Notes:

- MF-LSMF models are intended for reflow soldering (including but not limited to heating plate, hot air, IR, nitrogen, and vapor phase).
- Wave soldering is permissible only if the device is on the top of the PCB, opposite the heat source.
- Hand soldering is not recommended for these devices.
- All temperatures refer to the topside of the device, measured on the device body surface.
- If reflow temperatures exceed the recommended profile, devices may not meet the published specifications.
- Compatible with Pb and Pb-free solder reflow profiles.
- Excess solder may cause a short circuit.
- Please refer to the [Multifuse® Polymer PTC Resettable Fuse Soldering Recommendations](#) document for more details.

Profile Feature	Pb-Free Assembly
Average Ramp-Up Rate ($T_{S_{max}}$ to T_p)	3 °C / second max.
PREHEAT:	
Temperature Min. ($T_{S_{min}}$)	150 °C
Temperature Max. ($T_{S_{max}}$)	200 °C
Time ($T_{S_{min}}$ to $T_{S_{max}}$) (t_s)	60~180 seconds
TIME MAINTAINED ABOVE:	
Temperature (T_L)	217 °C
Time (t_L)	60~150 seconds
Peak Temperature (T_p)	260 °C
Time within 5 °C of Actual Peak Temperature (t_p)	20~40 seconds
Ramp-Down Rate	6 °C / second max.
Time 25 °C to Peak Temperature	8 minutes max.

BOURNS®

Asia-Pacific: Tel: +886-2 2562-4117 • Email: asiacus@bourns.com

EMEA: Tel: +36 88 885 877 • Email: eurocus@bourns.com

The Americas: Tel: +1-951 781-5500 • Email: americus@bourns.com

www.bourns.com

Specifications are subject to change without notice.

Users should verify actual device performance in their specific applications.

The products described herein and this document are subject to specific legal disclaimers as set forth on the last page of this document, and at www.bourns.com/docs/legal/disclaimer.pdf.

MF-LSMF Series Tape and Reel Specifications

BOURNS®

MF-LSMF075X, MF-LSMF110X,
MF-LSMF125X, MF-LSMF150X,
MF-LSMF185X, MF-LSMF260/6X,
MF-LSMF300X & MF-LSMF330X

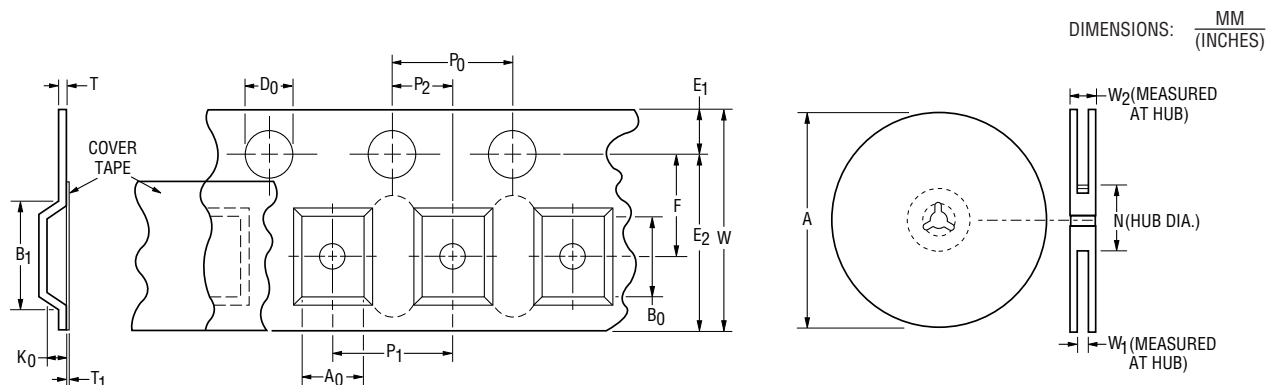
MF-LSMF125/33X, MF-LSMF150/33X, MF-LSMF185/24X,
MF-LSMF185/33X, MF-LSMF200X, MF-LSMF200/24X,
MF-LSMF260X, MF-LSMF260/16X, MF-LSMF300/16X,
MF-LSMF300/24X, MF-LSMF330/12X, MF-LSMF330/16X,
MF-LSMF330/24X, MF-LSMF400/16X, MF-LSMF500/16X
& MF-LSMF600/12X

Tape Dimensions per EIA 481

W	$\frac{16.0 \pm 0.30}{(0.630 \pm 0.012)}$	$\frac{16.0 \pm 0.30}{(0.630 \pm 0.012)}$
P ₀	$\frac{4.0 \pm 0.10}{(0.157 \pm 0.004)}$	$\frac{4.0 \pm 0.10}{(0.157 \pm 0.004)}$
10 P ₀	$\frac{40 \pm 0.20}{(1.575 \pm 0.008)}$	$\frac{40 \pm 0.20}{(1.575 \pm 0.008)}$
P ₁	$\frac{8.0 \pm 0.10}{(0.315 \pm 0.004)}$	$\frac{8.0 \pm 0.10}{(0.315 \pm 0.004)}$
P ₂	$\frac{2.0 \pm 0.10}{(0.079 \pm 0.004)}$	$\frac{2.0 \pm 0.10}{(0.079 \pm 0.004)}$
A ₀	$\frac{5.74 \pm 0.10}{(0.226 \pm 0.004)}$	$\frac{5.70 \pm 0.10}{(0.224 \pm 0.004)}$
B ₀	$\frac{8.02 \pm 0.10}{(0.316 \pm 0.004)}$	$\frac{8.10 \pm 0.10}{(0.319 \pm 0.004)}$
B ₁ max.	$\frac{12.1}{(0.476)}$	$\frac{12.1}{(0.476)}$
D ₀	$\frac{1.5 + 0.10/-0}{(0.059 + 0.004/-0)}$	$\frac{1.5 + 0.10/-0}{(0.059 + 0.004/-0)}$
F	$\frac{7.5 \pm 0.10}{(0.295 \pm 0.004)}$	$\frac{7.5 \pm 0.10}{(0.295 \pm 0.004)}$
E ₁	$\frac{1.75 \pm 0.10}{(0.069 \pm 0.004)}$	$\frac{1.75 \pm 0.10}{(0.069 \pm 0.004)}$
E ₂ min.	$\frac{14.25}{(0.561)}$	$\frac{14.25}{(0.561)}$
T max.	$\frac{0.6}{(0.024)}$	$\frac{0.6}{(0.024)}$
T ₁ max	$\frac{0.1}{(0.004)}$	$\frac{0.1}{(0.004)}$
K ₀	$\frac{0.91 \pm 0.10}{(0.036 \pm 0.004)}$	$\frac{1.70 \pm 0.10}{(0.067 \pm 0.004)}$
Leader min.	$\frac{390}{(15.35)}$	$\frac{390}{(15.35)}$
Trailer min.	$\frac{160}{(6.30)}$	$\frac{160}{(6.30)}$

Reel Dimensions

A max.	$\frac{331}{(13.03)}$	$\frac{331}{(13.03)}$
N min.	$\frac{50}{(1.97)}$	$\frac{50}{(1.97)}$
W ₁	$\frac{16.4 + 2.0/-0}{(0.646 + 0.079/-0)}$	$\frac{16.4 + 2.0/-0}{(0.646 + 0.079/-0)}$
W ₂ max.	$\frac{22.4}{(0.882)}$	$\frac{22.4}{(0.882)}$



MF-LSMF SERIES, REV. J, 03/22

Specifications are subject to change without notice.

Users should verify actual device performance in their specific applications.

The products described herein and this document are subject to specific legal disclaimers as set forth on the last page of this document, and at www.bourns.com/docs/legal/disclaimer.pdf.

This legal disclaimer applies to purchasers and users of Bourns® products manufactured by or on behalf of Bourns, Inc. and its affiliates (collectively, "Bourns").

Unless otherwise expressly indicated in writing, Bourns® products and data sheets relating thereto are subject to change without notice. Users should check for and obtain the latest relevant information and verify that such information is current and complete before placing orders for Bourns® products.

The characteristics and parameters of a Bourns® product set forth in its data sheet are based on laboratory conditions, and statements regarding the suitability of products for certain types of applications are based on Bourns' knowledge of typical requirements in generic applications. The characteristics and parameters of a Bourns® product in a user application may vary from the data sheet characteristics and parameters due to (i) the combination of the Bourns® product with other components in the user's application, or (ii) the environment of the user application itself. The characteristics and parameters of a Bourns® product also can and do vary in different applications and actual performance may vary over time. Users should always verify the actual performance of the Bourns® product in their specific devices and applications, and make their own independent judgments regarding the amount of additional test margin to design into their device or application to compensate for differences between laboratory and real world conditions.

Unless Bourns has explicitly designated an individual Bourns® product as meeting the requirements of a particular industry standard (e.g., ISO/TS 16949) or a particular qualification (e.g., UL listed or recognized), Bourns is not responsible for any failure of an individual Bourns® product to meet the requirements of such industry standard or particular qualification. Users of Bourns® products are responsible for ensuring compliance with safety-related requirements and standards applicable to their devices or applications.

Bourns® products are not recommended, authorized or intended for use in nuclear, lifesaving, life-critical or life-sustaining applications, nor in any other applications where failure or malfunction may result in personal injury, death, or severe property or environmental damage. Unless expressly and specifically approved in writing by two authorized Bourns representatives on a case-by-case basis, use of any Bourns® products in such unauthorized applications might not be safe and thus is at the user's sole risk. Life-critical applications include devices identified by the U.S. Food and Drug Administration as Class III devices and generally equivalent classifications outside of the United States.

Bourns expressly identifies those Bourns® standard products that are suitable for use in automotive applications on such products' data sheets in the section entitled "Applications." Unless expressly and specifically approved in writing by two authorized Bourns representatives on a case-by-case basis, use of any other Bourns® standard products in an automotive application might not be safe and thus is not recommended, authorized or intended and is at the user's sole risk. If Bourns expressly identifies a sub-category of automotive application in the data sheet for its standard products (such as infotainment or lighting), such identification means that Bourns has reviewed its standard product and has determined that if such Bourns® standard product is considered for potential use in automotive applications, it should only be used in such sub-category of automotive applications. Any reference to Bourns® standard product in the data sheet as compliant with the AEC-Q standard or "automotive grade" does not by itself mean that Bourns has approved such product for use in an automotive application.

Bourns® standard products are not tested to comply with United States Federal Aviation Administration standards generally or any other generally equivalent governmental organization standard applicable to products designed or manufactured for use in aircraft or space applications. Bourns expressly identifies Bourns® standard products that are suitable for use in aircraft or space applications on such products' data sheets in the section entitled "Applications." Unless expressly and specifically approved in writing by two authorized Bourns representatives on a case-by-case basis, use of any other Bourns® standard product in an aircraft or space application might not be safe and thus is not recommended, authorized or intended and is at the user's sole risk.

The use and level of testing applicable to Bourns® custom products shall be negotiated on a case-by-case basis by Bourns and the user for which such Bourns® custom products are specially designed. Absent a written agreement between Bourns and the user regarding the use and level of such testing, the above provisions applicable to Bourns® standard products shall also apply to such Bourns® custom products.

Users shall not sell, transfer, export or re-export any Bourns® products or technology for use in activities which involve the design, development, production, use or stockpiling of nuclear, chemical or biological weapons or missiles, nor shall they use Bourns® products or technology in any facility which engages in activities relating to such devices. The foregoing restrictions apply to all uses and applications that violate national or international prohibitions, including embargos or international regulations. Further, Bourns® products and Bourns technology and technical data may not under any circumstance be exported or re-exported to countries subject to international sanctions or embargoes. Bourns® products may not, without prior authorization from Bourns and/or the U.S. Government, be resold, transferred, or re-exported to any party not eligible to receive U.S. commodities, software, and technical data.

To the maximum extent permitted by applicable law, Bourns disclaims (i) any and all liability for special, punitive, consequential, incidental or indirect damages or lost revenues or lost profits, and (ii) any and all implied warranties, including implied warranties of fitness for particular purpose, non-infringement and merchantability.

For your convenience, copies of this Legal Disclaimer Notice with German, Spanish, Japanese, Traditional Chinese and Simplified Chinese bilingual versions are available at:

Web Page: <http://www.bourns.com/legal/disclaimers-terms-and-policies>

PDF: <http://www.bourns.com/docs/Legal/disclaimer.pdf>

单击下面可查看定价，库存，交付和生命周期等信息

[>>Bourns\(伯恩斯\)](#)