

Gas Discharge Tube (GDT) Data Sheet

Features

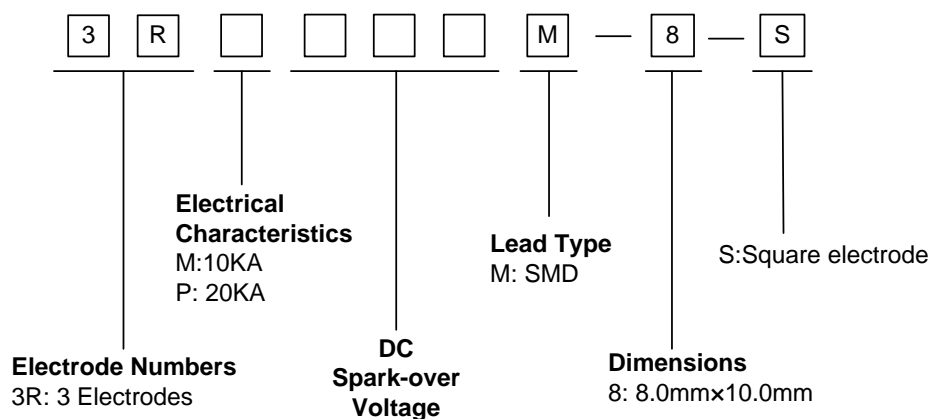
- Provide ultra-fast response to surge voltage from slow-rising surge of 100V/s to rapid-rising surge of 1KV/μs
- Stable breakdown voltage
- High insulation resistance
- Low capacitance (≤2pF)
- High holdover voltage
- Large absorbing transient current capability
- Micro-Gap Design
- Size: 8.0mm*10.0mm
- Storage and operating temperature: -40°C ~ +85°C
- Meets MSL level 1, per J-STD-020
- Safety certification: E244458



Applications

- Repeaters, Modems
- Telephone Interface, Line cards
- Data communication equipment
- Line test equipment

Part Number Code



Marking

B : BrightKing Logo
 3RM090-8 : Device Marking Code
 YXXX : Date Code

Dimensions

Symbol	Dimension (mm)	
	Spec.	Tolerance
D	8.0	±0.2
D1	7.5	±0.2
D2	9.0	±0.2
T	10.0	±0.3
B	0.5	±0.2
B1	1.5	±0.2

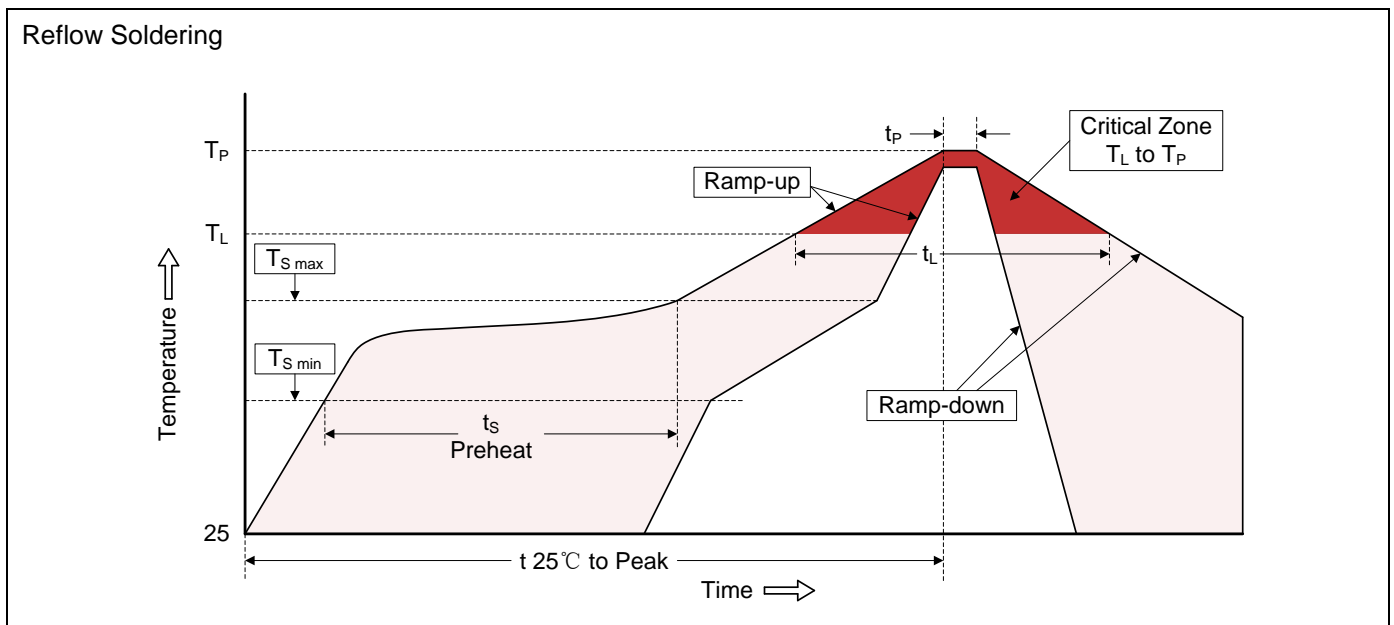
Electrical Characteristics

Part Number	DC Spark-over Voltage	Maximum Impulse Spark-over Voltage	Nominal Impulse Discharge Current	Alternating Discharge Current	Impulse Life	Minimum Insulation Resistance		Maximum Capacitance	Device Marking Code
	100V/s	1000V/μs	8/20μs 10times	50Hz, 1sec	10/1000μs 100A	Test Voltage	(GΩ)	1MHz	
	(V)	(V)	(KA)	(A)	(times)	DC(V)		(pF)	
3RM075M-8-S	75±20%	700	10	10	300	25	1.0	2.0	3RM075-8
3RM090M-8-S	90±20%	700	10	10	300	50	1.0	2.0	3RM090-8
3RM150M-8-S	150±20%	700	10	10	300	100	1.0	2.0	3RM150-8
3RM200M-8-S	200±20%	700	10	10	300	100	1.0	2.0	3RM200-8
3RM230M-8-S	230±20%	800	10	10	300	100	1.0	2.0	3RM230-8
3RM350M-8-S	350±20%	900	10	10	300	100	1.0	2.0	3RM350-8
3RM400M-8-S	400±20%	1000	10	10	300	100	1.0	2.0	3RM400-8
3RM470M-8-S	470±20%	1100	10	10	300	250	1.0	2.0	3RM470-8
3RM600M-8-S	600±20%	1300	10	10	300	250	1.0	2.0	3RM600-8
3RP075M-8-S	75±20%	700	20	20	300	25	1.0	2.0	3RP075-8
3RP090M-8-S	90±20%	700	20	20	300	50	1.0	2.0	3RP090-8
3RP150M-8-S	150±20%	700	20	20	300	100	1.0	2.0	3RP150-8
3RP200M-8-S	200±20%	700	20	20	300	100	1.0	2.0	3RP200-8
3RP230M-8-S	230±20%	800	20	20	300	100	1.0	2.0	3RP230-8
3RP350M-8-S	350±20%	900	20	20	300	100	1.0	2.0	3RP350-8
3RP400M-8-S	400±20%	1000	20	20	300	100	1.0	2.0	3RP400-8
3RP470M-8-S	470±20%	1100	20	20	300	250	1.0	2.0	3RP470-8
3RP600M-8-S	600±20%	1300	20	20	300	250	1.0	2.0	3RP600-8

Electrical Ratings

Items	Test Condition/Description	Requirement
DC Spark-over Voltage	The voltage is measured with voltage ramp $dv/dt=100V/s$. Test is between each side electrode and center electrode.	To meet the specified value
Maximum Impulse Spark-over Voltage	The maximum impulse spark-over voltage is measured with voltage ramp $dv/dt=1000V/\mu s$. Test is between each side electrode and center electrode.	
Impulse Discharge Current	Maximum surge current that can be applied through center electrode with $8/20\mu s$ waveform, for 10 times with 3min interval time, which will be equally divided between each side electrode to center electrode.	
Alternating Discharge Current	Rated RMS value of AC current at 50Hz, 1 sec. for 10 times with interval time 3 min. Test is between each side electrode and center electrode.	
Insulation Resistance	The resistance of gas tube shall be measured between each side electrodes and center electrode.	
Capacitance	The capacitance of gas tube shall be measured between each side electrodes and center electrode. Test frequency: 1MHz	

Recommended Soldering Conditions

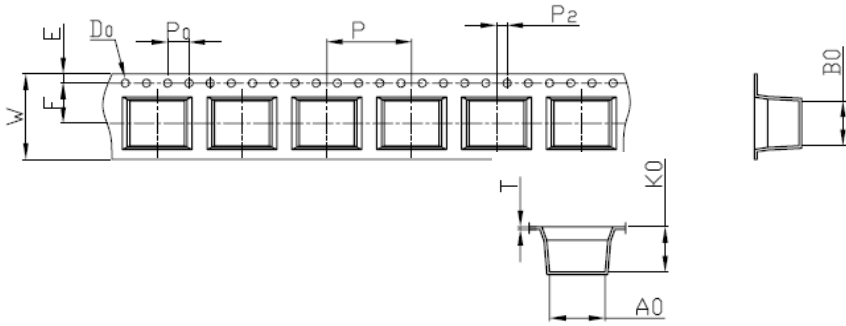


Recommended Conditions

Profile Feature	Pb-Free Assembly
Average ramp-up rate (T_L to T_P)	3°C/second max.
Preheat -Temperature Min ($T_{S\ min}$) -Temperature Max ($T_{S\ max}$) -Time (min to max) (ts)	150°C 200°C 60-180 seconds
$T_{S\ max}$ to T_L -Ramp-up Rate	3°C/second max.
Time maintained above: -Temperature (T_L) -Time (t_L)	217°C 60-150 seconds
Peak Temperature (T_P)	260°C
Time within 5°C of actual Peak Temperature (t_P)	20-40 seconds
Ramp-down Rate	6°C/second max.
Time 25°C to Peak Temperature	8 minutes max.

Packaging

SMD Packing (Tape & Reel)

Tape	Symbol	Dimension (mm)	
		Spec.	Tolerance
	W	16.00	±0.20
	P0	4.00	±0.10
	P	16.00	±0.10
	P2	2.00	±0.10
	D0	1.55	±0.10
	E	1.75	±0.10
	F	7.50	±0.10
	A0	10.30	±0.10
	K0	8.40	±0.10
	B0	8.40	±0.10
	T	0.50	±0.05
	D	330.00	±2.00
	d	13.00	±0.50
	L	20.00	±2.00
t	2.00	±0.20	
Quantity: 300pcs			

单击下面可查看定价，库存，交付和生命周期等信息

[>>Brightking\(君耀电子\)](#)