

Power Inductor AMNx Series

**Automotive
AEC-Q200**

RoHS Compliant
Halogen Free
REACH Compliant



- Power Circuit
- Shield
- Wire Wound
- Metal
- Ultra High Current

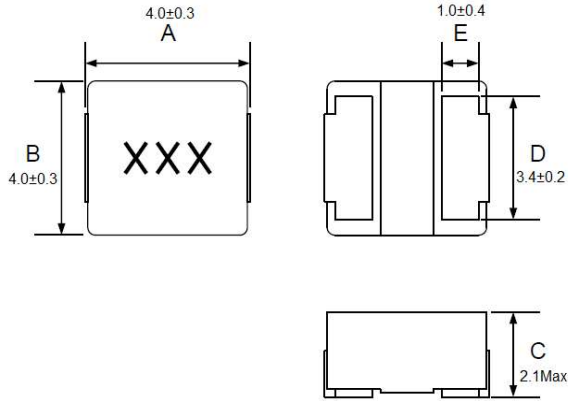
Part Numbering

A	MNx	00	040421	R22	M	XB
Grade	Series Name	Control Code	Dimensions Code (mm)	Inductance (uH)	Tolerance	Internal Code
	MNI		040421 4.0x4.0x2.1	R22 0.22	M ±20%	
	MNN		040431 4.0x4.0x3.1	R40 0.4		
			050531 5.6x5.5x3.1			
			060631 6.36x6.56x3.1			
			060661 6.36x6.56x6.1			
			070720 7.2x7.5x2.0			
			070731 7.2x7.5x3.1			
			070770 7.2x7.5x7.0			

Please be sure to request approval specifications that provide further details of the products. Kindly note that the content of these specifications are subject to change or may be discontinued without prior notice. This product may not be designed/used in medical or high risk applications without Chilisin approval. Please contact our sales department before ordering.

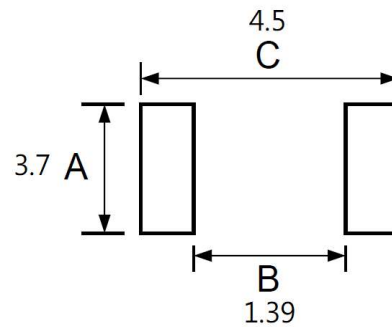
AMNI00040421 Type

Shapes and Dimensions



unit:mm

Recommended Land Pattern



unit:mm

Electrical Characteristics

Part No.	Inductance (uH)	Test Freq.	RDC(mΩ) Max(Typ)	Isat (A)Typ.	Irms (A)Typ.	Tolerance (±%)	Marking
AMNI00040421R22MXB	0.22	100kHz/0.25V	6.4	18.7	16.8	20	R22
AMNI00040421R40MXB	0.4	100kHz/0.25V	8.3	12.5	14	20	R40
AMNI00040421R60MXB	0.6	100kHz/0.25V	10.45	10.4	11.7	20	R60
AMNI00040421R0MXB	1	100kHz/0.25V	14.6	8.7	9.6	20	1R0
AMNI00040421R5MXB	1.5	100kHz/0.25V	23.6	7.1	7.5	20	1R5
AMNI00040421R2MXB	2.2	100kHz/0.25V	38.7	5.6	5.5	20	2R2

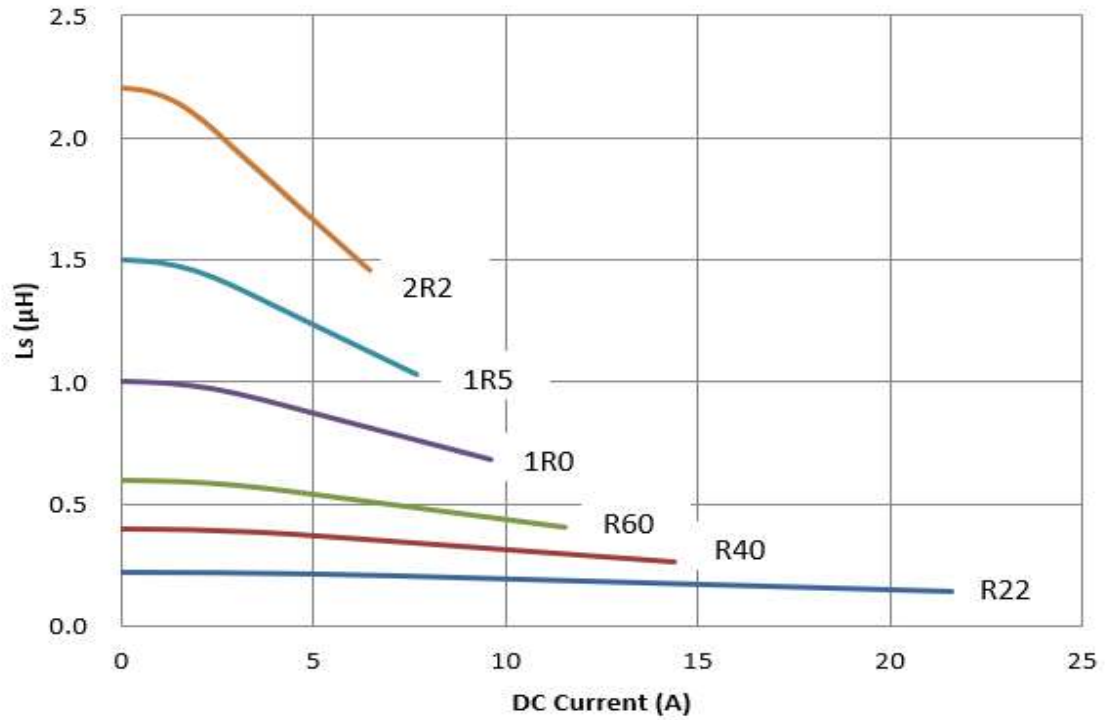
Note: When ordering, please specify tolerance code. Tolerance: M=±20%

- Operating temperature range – 55°C~125°C(Including self - temperature rise)
- Isat for Inductance drop 30% from its value with current
- Iirms for a 40°C temperature rise from 25°C ambient with current

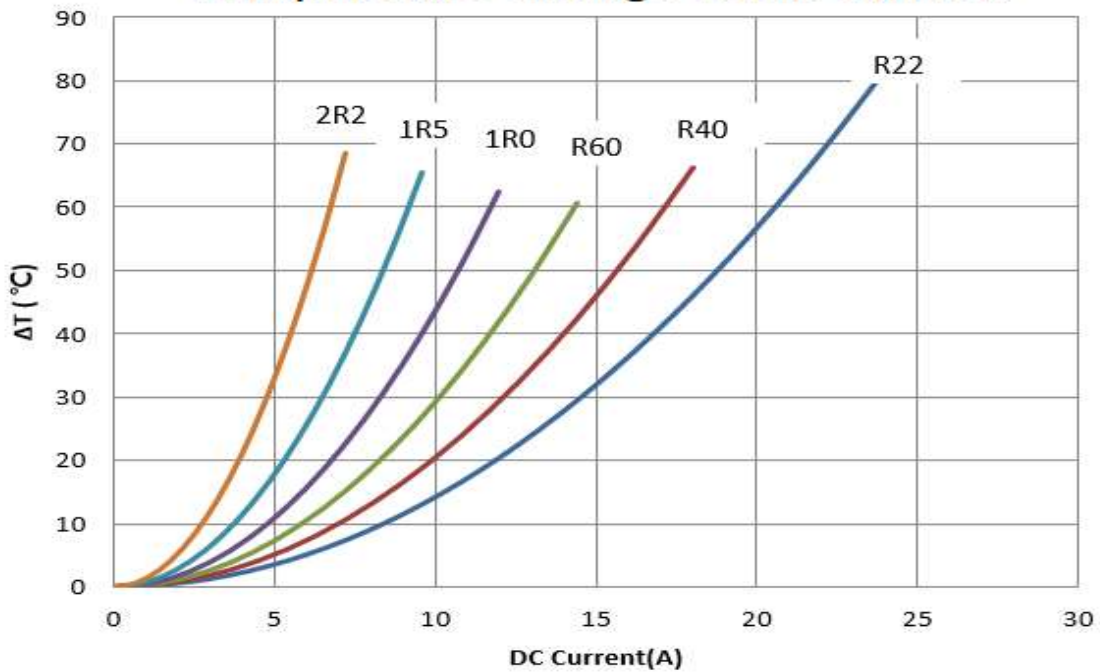
AMNI00040421 Type

■ Characteristics Graph

Inductance vs. DC Current



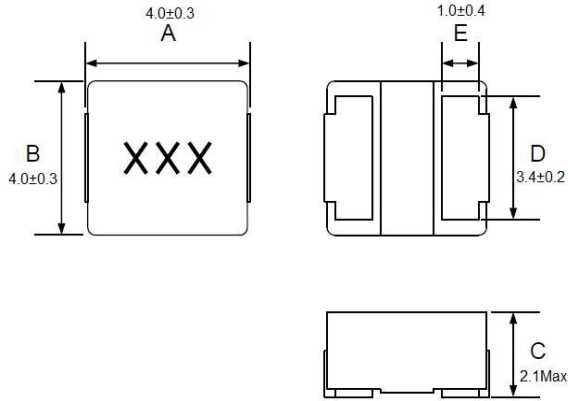
Temperature Change vs. DC Current



Please be sure to request approval specifications that provide further details of the products. Kindly note that the content of these specifications are subject to change or may be discontinued without prior notice. This product may not be designed/used in medical or high risk applications without Chilisin approval. Please contact our sales department before ordering.

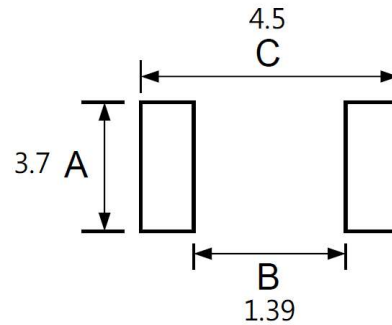
AMNN00040421 Type

Shapes and Dimensions



unit:mm

Recommended Land Pattern



unit:mm

Electrical Characteristics

Part No.	Inductance (uH)	Test Freq.	RDC(mΩ) Max(Typ)	Isat (A)Typ.	Irms (A)Typ.	Tolerance (±%)	Marking
AMNN000404211R0MXG	1	100kHz/0.25V	11.9	5.4	11	20	1R0
AMNN000404211R5MXG	1.5	100kHz/0.25V	15.8	4.6	9.1	20	1R5
AMNN000404212R2MXG	2.2	100kHz/0.25V	23.5	3.7	8	20	2R2
AMNN000404213R3MXG	3.3	100kHz/0.25V	38.3	2.9	5.2	20	3R3
AMNN000404214R7MXG	4.7	100kHz/0.25V	57.4	2.7	5	20	4R7

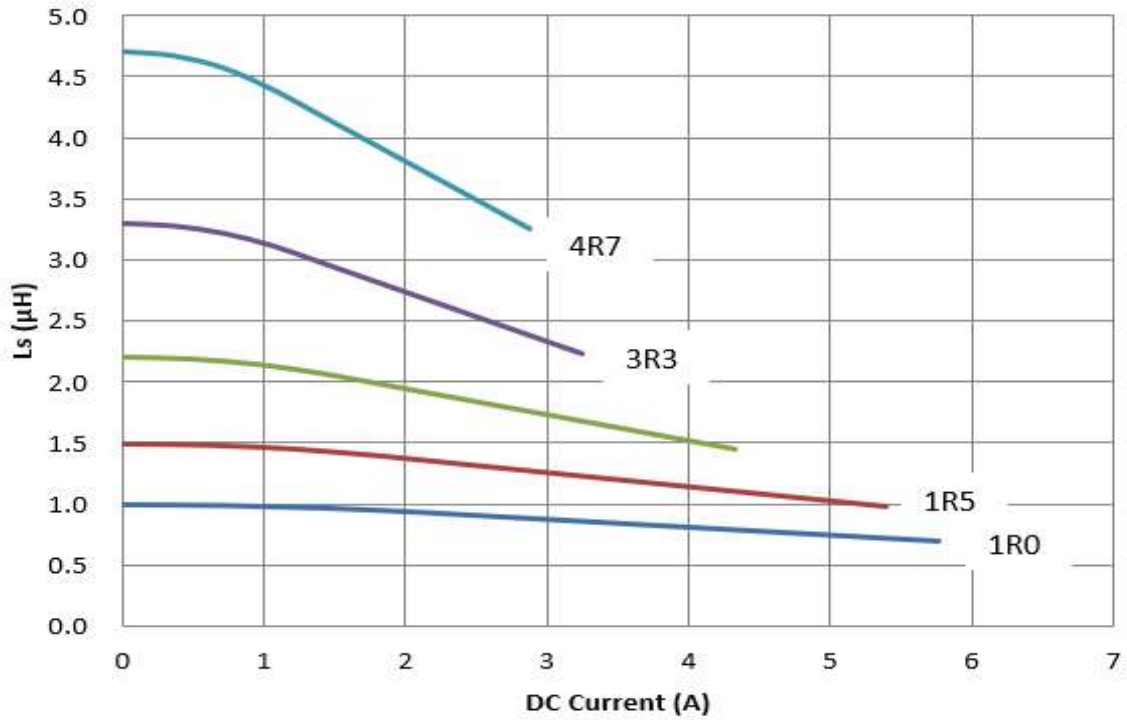
Note: When ordering, please specify tolerance code. Tolerance: M=±20%

- Operating temperature range – 55°C~125°C(Including self - temperature rise)
- Isat for Inductance drop 30% from its value with current
- I rms for a 40°C temperature rise from 25°C ambient with current

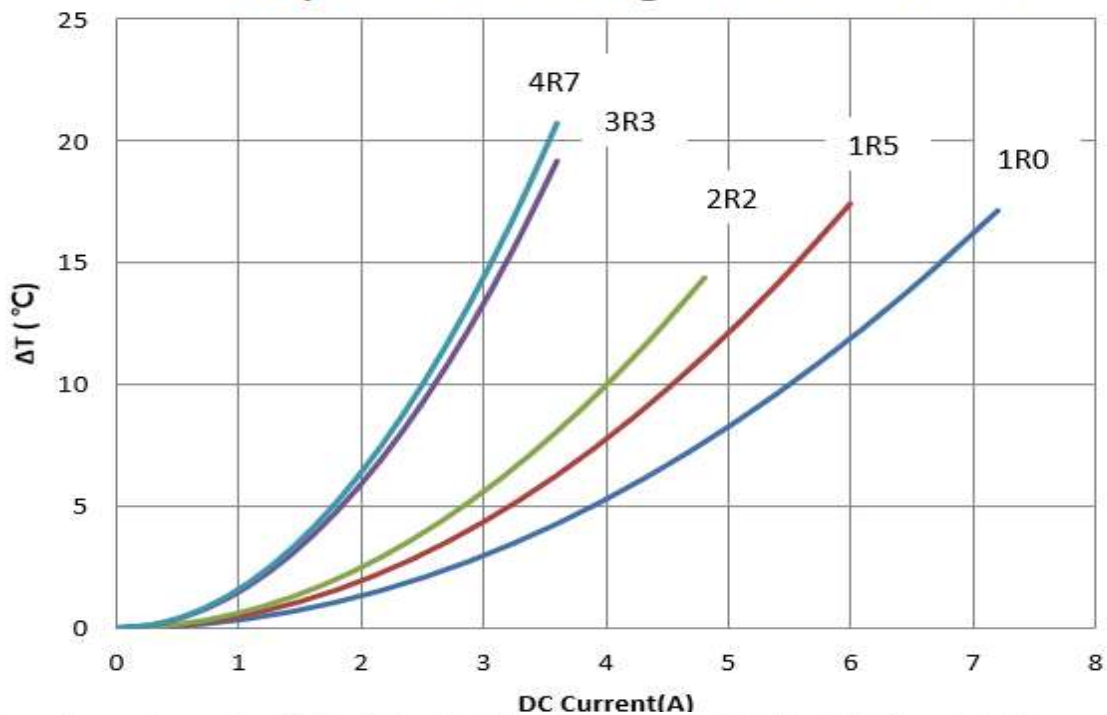
AMNN00040421 Type

■ Characteristics Graph

Inductance vs. DC Current



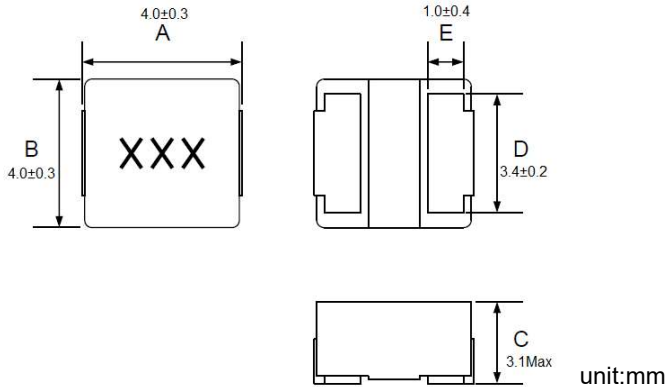
Temperature Change vs. DC Current



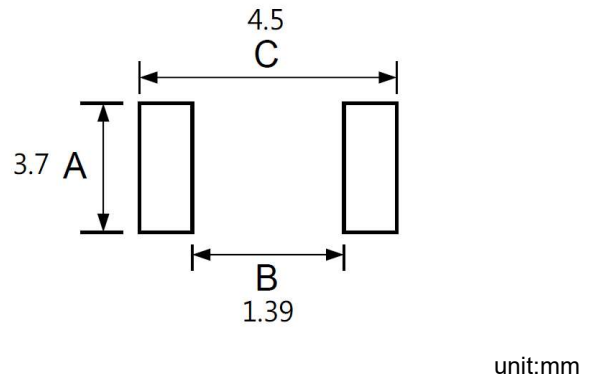
Please be sure to request approval specifications that provide further details of the products. Kindly note that the content of these specifications are subject to change or may be discontinued without prior notice. This product may not be designed/used in medical or high risk applications without Chilisin approval. Please contact our sales department before ordering.

AMNI00040431 Type

Shapes and Dimensions



Recommended Land Pattern



Electrical Characteristics

Part No.	Inductance (uH)	Test Freq.	RDC(mΩ) Max(Typ)	Isat (A)Typ.	Irms (A)Typ.	Tolerance (±%)	Marking
AMNI000404313R3MXB	3.3	100kHz/0.25V	29	5.5	6.6	20	3R3
AMNI000404314R7MXB	4.7	100kHz/0.25V	44	4.5	5.1	20	4R7
AMNI000404316R8MXB	6.8	100kHz/0.25V	74	3.6	3.9	20	6R8

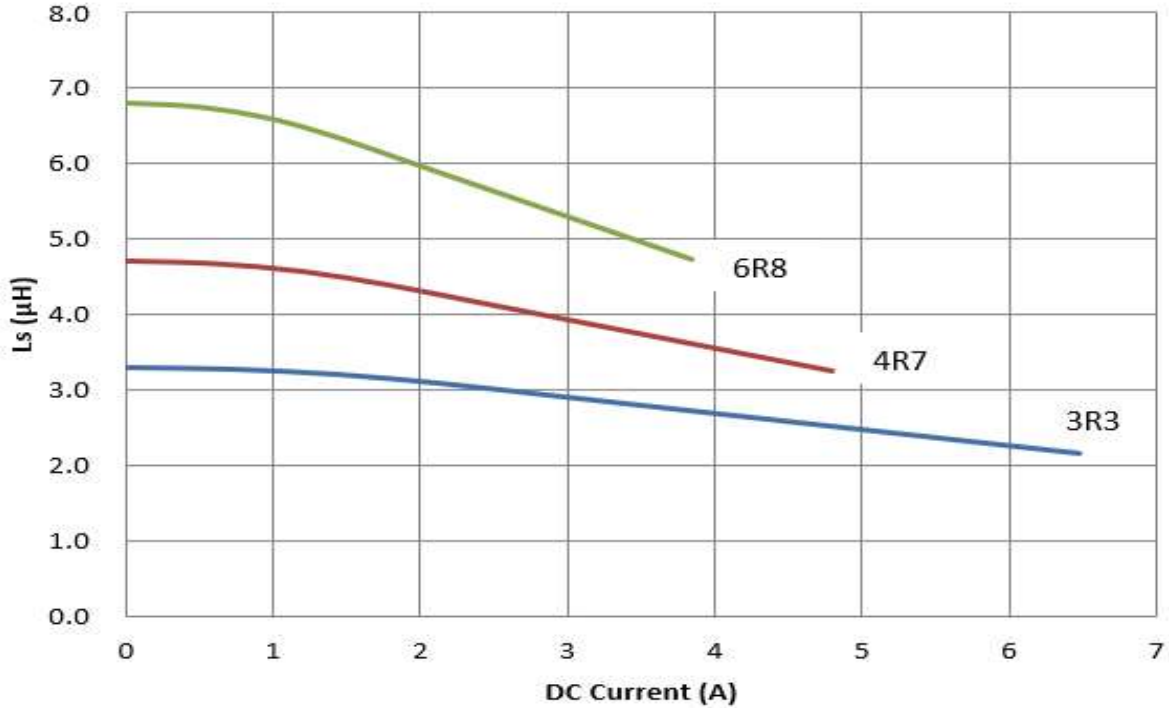
Note: When ordering, please specify tolerance code. Tolerance: M=±20%

- Operating temperature range – 55°C ~ 125°C (Including self - temperature rise)
- Isat for Inductance drop 30% from its value with current
- Iirms for a 40°C temperature rise from 25°C ambient with current

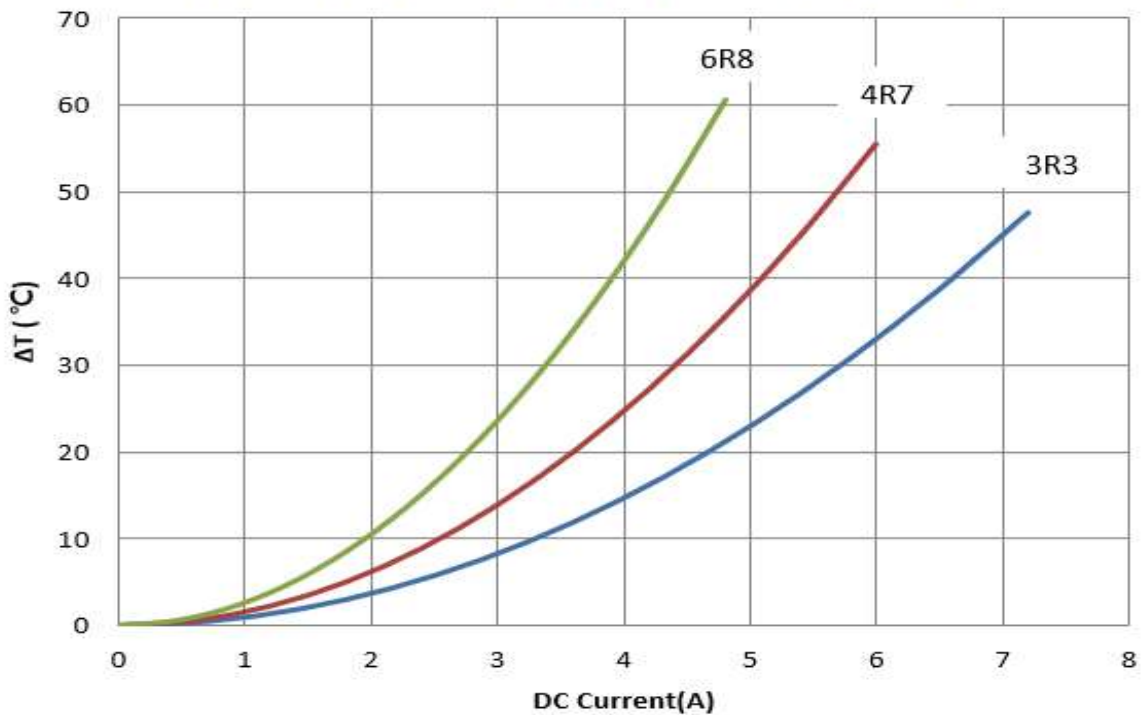
AMNI00040431 Type

■ Characteristics Graph

Inductance vs. DC Current



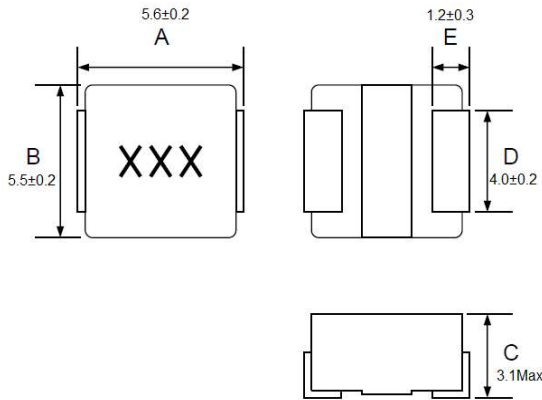
Temperature Change vs. DC Current



Please be sure to request approval specifications that provide further details of the products. Kindly note that the content of these specifications are subject to change or may be discontinued without prior notice. This product may not be designed/used in medical or high risk applications without Chilisin approval. Please contact our sales department before ordering.

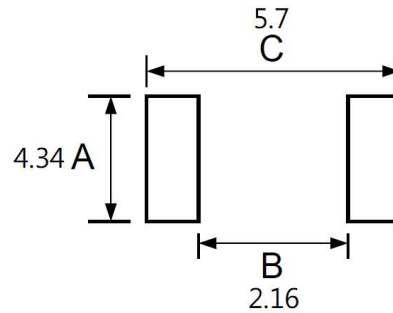
AMNI00050531 Type

Shapes and Dimensions



unit:mm

Recommended Land Pattern



unit:mm

Electrical Characteristics

Part No.	Inductance (uH)	Test Freq.	RDC(mΩ) Max(Typ)	Isat (A)Typ.	Irms (A)Typ.	Tolerance (±%)	Marking
AMNI00050531R16MXB	0.16	100kHz/0.5V	2.36	31	22.2	20	R16
AMNI00050531R33MXB	0.33	100kHz/0.5V	3.52	26	19.2	20	R33
AMNI00050531R60MXB	0.6	100kHz/0.5V	4.52	19.8	17.7	20	R60
AMNI00050531R80MXB	0.8	100kHz/0.5V	5.65	18.5	13	20	R80
AMNI00050531R0MXB	1	100kHz/0.5V	9.4	14	11.1	20	1R0
AMNI000505312R2MXB	2.2	100kHz/0.5V	14.5	9.2	9.7	20	2R2
AMNI000505313R3MXB	3.3	100kHz/0.5V	23.3	8.7	8.1	20	3R3
AMNI000505314R7MXB	4.7	100kHz/0.5V	40	6.7	5.9	20	4R7

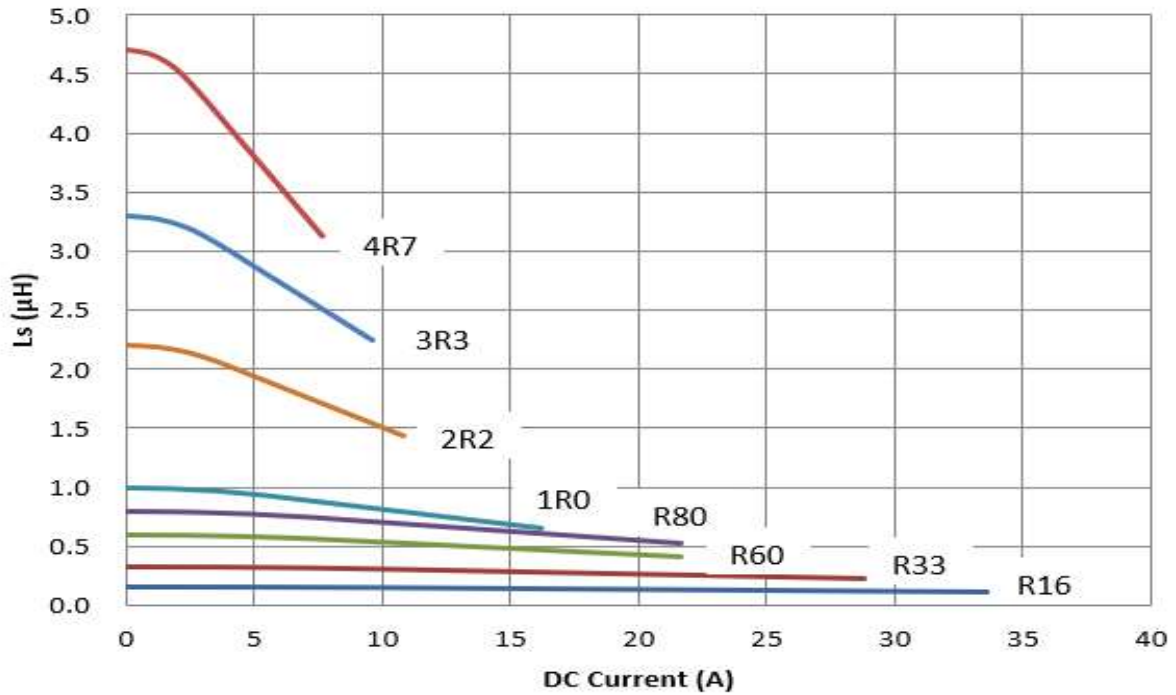
Note: When ordering, please specify tolerance code. Tolerance: M=±20%

- Operating temperature range – 55°C ~ 125°C(Including self - temperature rise)
- Isat for Inductance drop 30% from its value with current
- I rms for a 40°C temperature rise from 25°C ambient with current

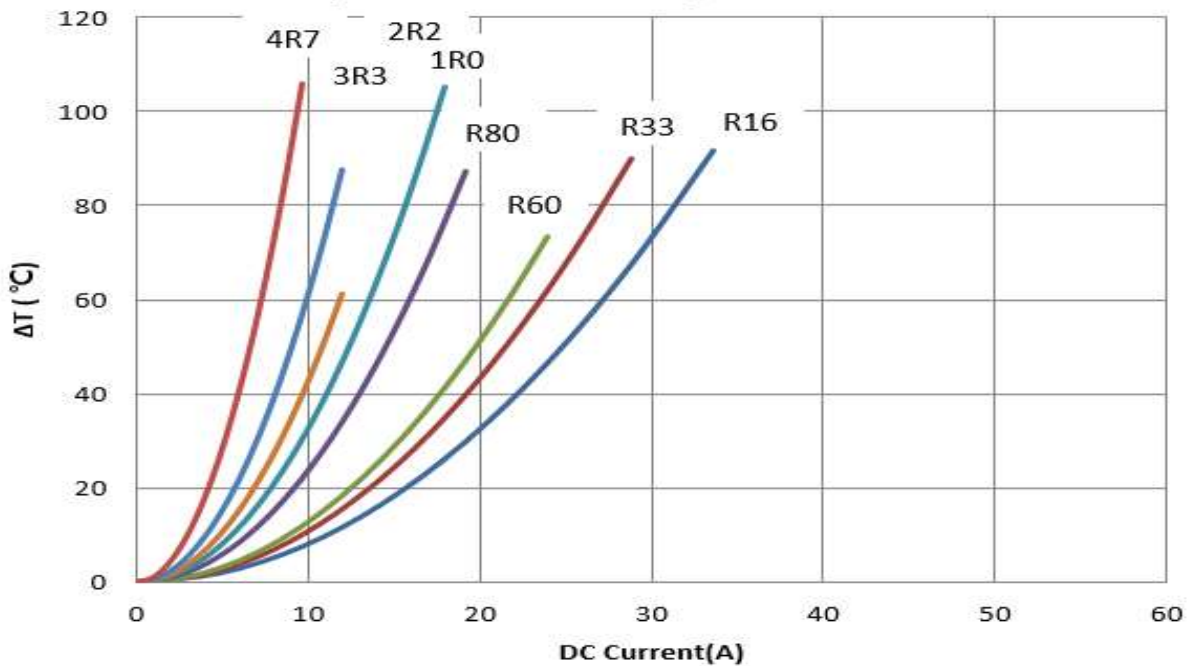
AMNI00050531 Type

■ Characteristics Graph

Inductance vs. DC Current



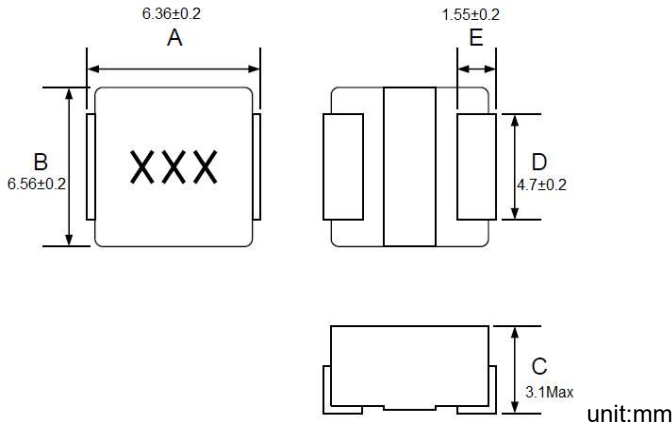
Temperature Change vs. DC Current



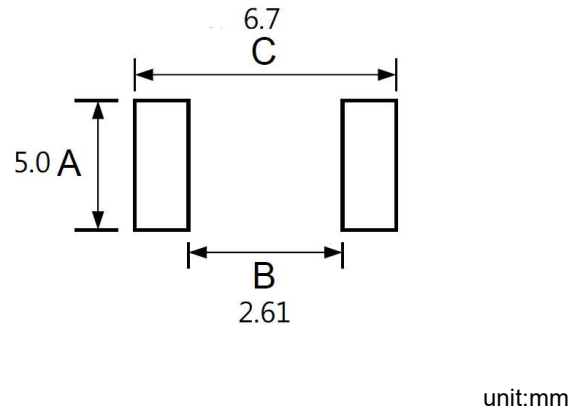
Please be sure to request approval specifications that provide further details of the products. Kindly note that the content of these specifications are subject to change or may be discontinued without prior notice. This product may not be designed/used in medical or high risk applications without Chilisin approval. Please contact our sales department before ordering.

AMNI00060631 Type

■ **Shapes and Dimensions**



■ **Recommended Land Pattern**



■ **Electrical Characteristics**

Part No.	Inductance (uH)	Test Freq.	RDC(mΩ) Max(Typ)	Isat (A)Typ.	Irms (A)Typ.	Tolerance (±%)	Marking
AMNI00060631R18MXB	0.18	100kHz/0.25V	1.75	39	32	20	R18
AMNI00060631R33MXB	0.33	100kHz/0.25V	2.53	30	25	20	R33
AMNI00060631R56MXB	0.56	100kHz/0.25V	3.31	29	22	20	R56
AMNI00060631R0MXB	1.0	100kHz/0.25V	6.18	23	18	20	1R0
AMNI00060631R2MXB	1.2	100kHz/0.25V	7.5	22	16	20	1R2
AMNI00060631R8MXB	1.8	100kHz/0.25V	10.52	18.2	14	20	1R8
AMNI00060631R2R2MXB	2.2	100kHz/0.25V	13.97	15.9	10	20	2R2
AMNI00060631R3R3MXB	3.3	100kHz/0.25V	20.81	12.2	8	20	3R3

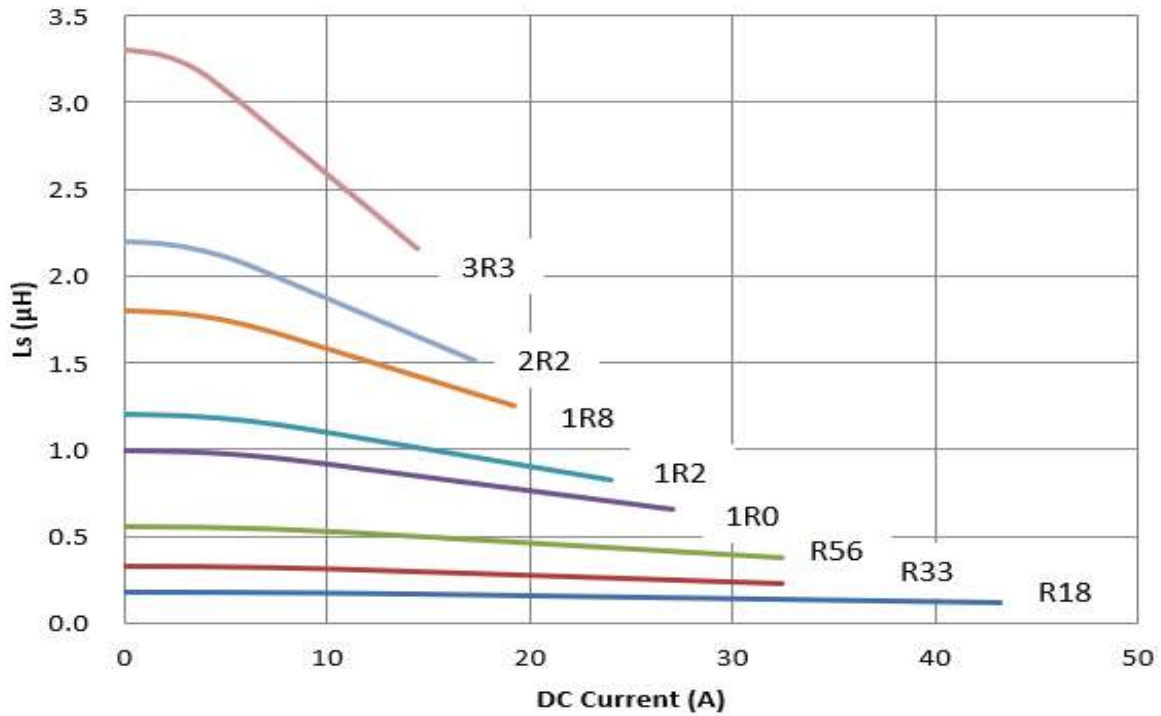
Note: When ordering, please specify tolerance code. Tolerance: M=±20%

- Operating temperature range – 55°C ~ 125°C (Including self - temperature rise)
- Isat for Inductance drop 30% from its value with current
- I rms for a 40°C temperature rise from 25°C ambient with current

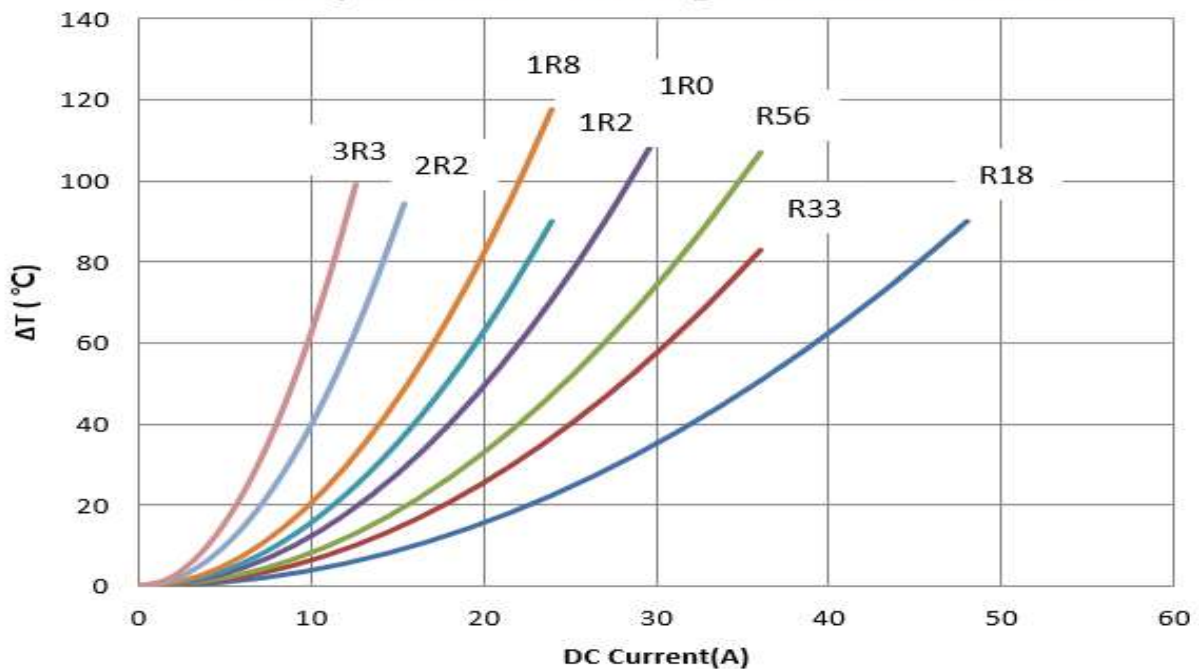
AMNI00060631 Type

■ Characteristics Graph

Inductance vs. DC Current



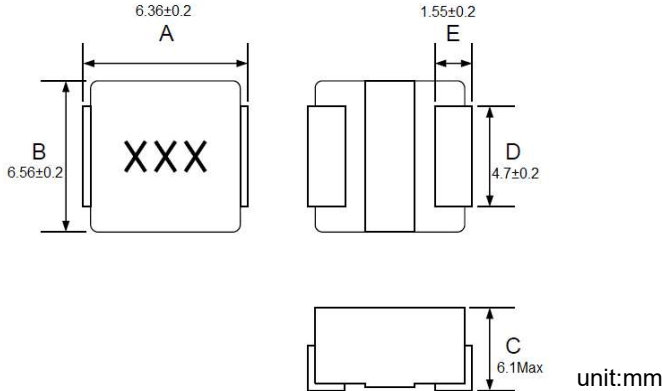
Temperature Change vs. DC Current



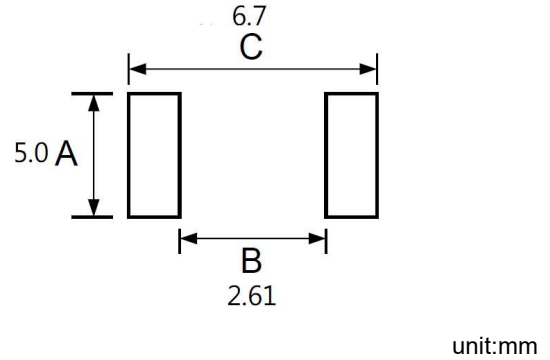
Please be sure to request approval specifications that provide further details of the products. Kindly note that the content of these specifications are subject to change or may be discontinued without prior notice. This product may not be designed/used in medical or high risk applications without Chilisin approval. Please contact our sales department before ordering.

AMNI00060661 Type

■ **Shapes and Dimensions**



■ **Recommended Land Pattern**



■ **Electrical Characteristics**

Part No.	Inductance (uH)	Test Freq.	RDC(mΩ) Max(Typ)	Isat (A)Typ.	Irms (A)Typ.	Tolerance (±%)	Marking
AMNI000606614R7MXB	4.7	100kHz/0.25V	14.4	10.5	11	20	4R7
AMNI000606615R6MXB	5.6	100kHz/0.25V	15.9	9.9	10	20	5R6
AMNI000606616R8MXB	6.8	100kHz/0.25V	20.8	9.2	9	20	6R8
AMNI000606618R2MXB	8.2	100kHz/0.25V	26.4	8.4	8	20	8R2
AMNI00060661100MXB	10	100kHz/0.25V	29.82	7.6	7	20	100
AMNI00060661150MXB	15	100kHz/0.25V	43.75	5.8	6	20	150
AMNI00060661220MXB	22	100kHz/0.25V	60.63	5.6	5	20	220

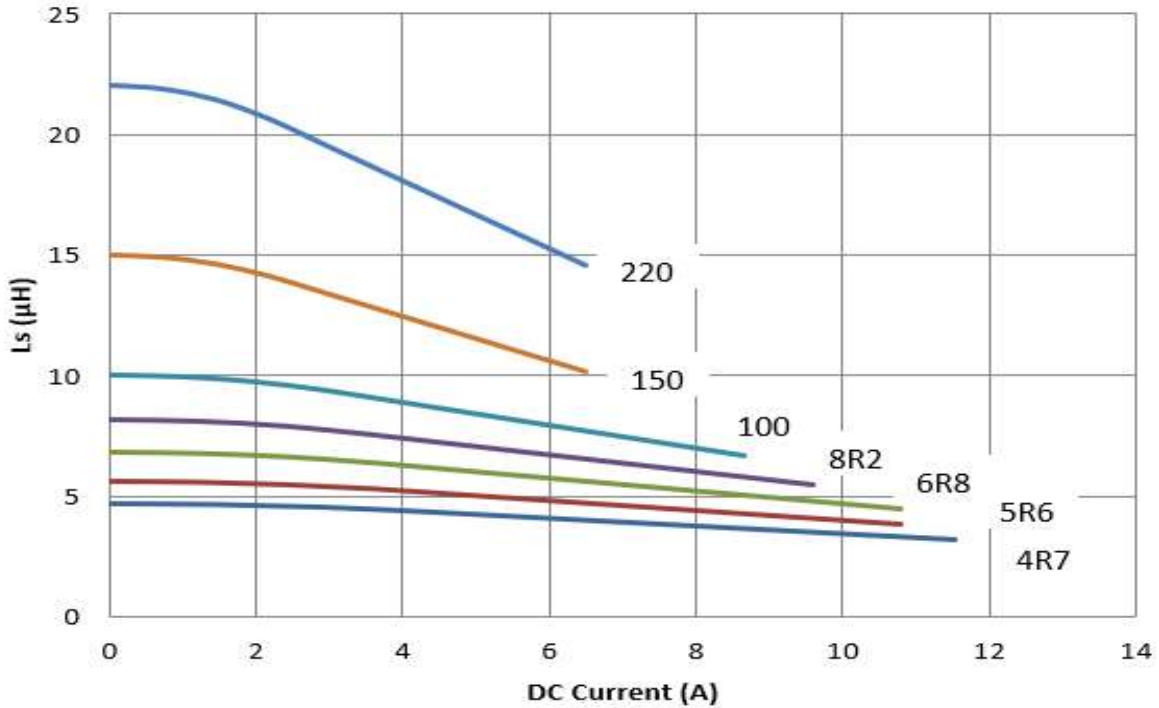
Note: When ordering, please specify tolerance code. Tolerance: M=±20%

- Operating temperature range -55°C~125°C(Including self - temperature rise)
- Isat for Inductance drop 30% from its value with current
- Iirms for a 40°C temperature rise from 25°C ambient with current

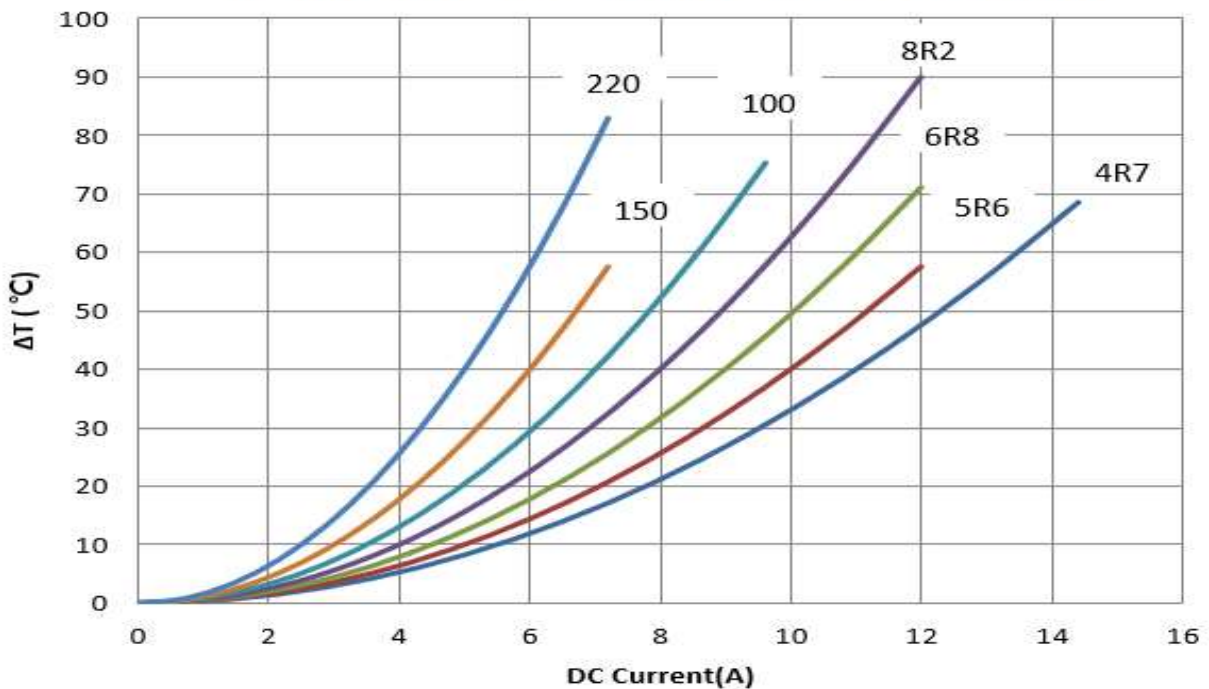
AMNI00060661 Type

Characteristics Graph

Inductance vs. DC Current



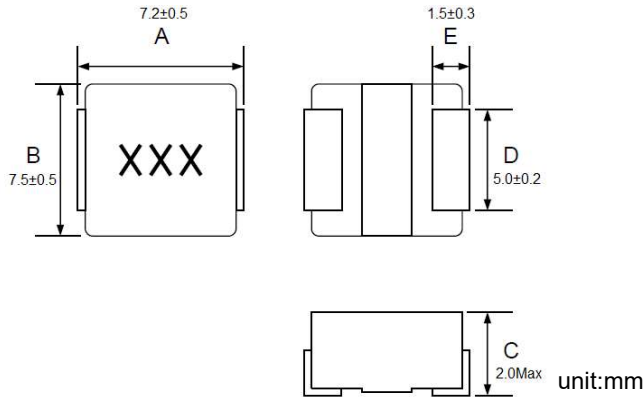
Temperature Change vs. DC Current



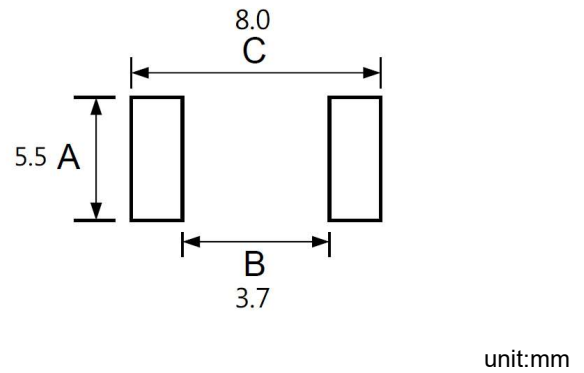
Please be sure to request approval specifications that provide further details of the products. Kindly note that the content of these specifications are subject to change or may be discontinued without prior notice. This product may not be designed/used in medical or high risk applications without Chilisin approval. Please contact our sales department before ordering.

AMNI00070720 Type

Shapes and Dimensions



Recommended Land Pattern



Electrical Characteristics

Part No.	Inductance (uH)	Test Freq.	RDC(mΩ) Max(Typ)	Isat (A)Typ.	Irms (A)Typ.	Tolerance (±%)	Marking
AMNI000707201R5MXB	1.5	100kHz/0.25V	19.3	15	9	20	1R5
AMNI000707202R2MXB	2.2	100kHz/0.25V	27.5	11.2	7	20	2R2

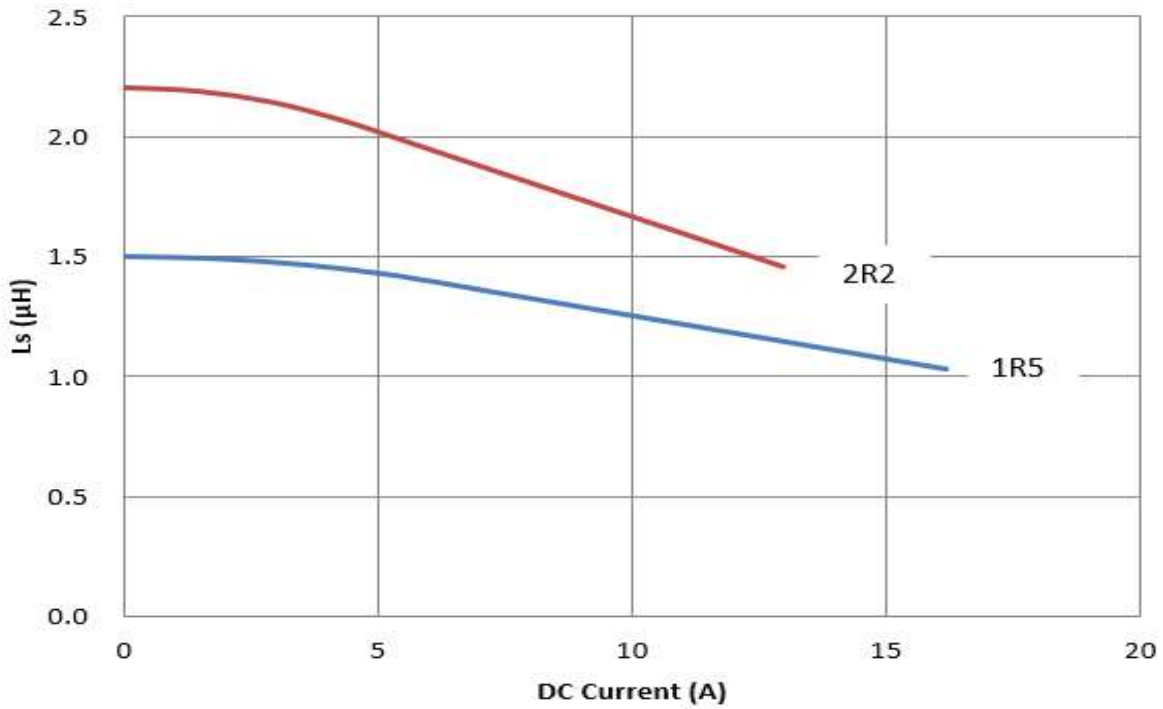
Note: When ordering, please specify tolerance code. Tolerance: M=±20%

- Operating temperature range – 55°C~125°C(Including self - temperature rise)
- Isat for Inductance drop 30% from its value with current
- Iirms for a 40°C temperature rise from 25°C ambient with current

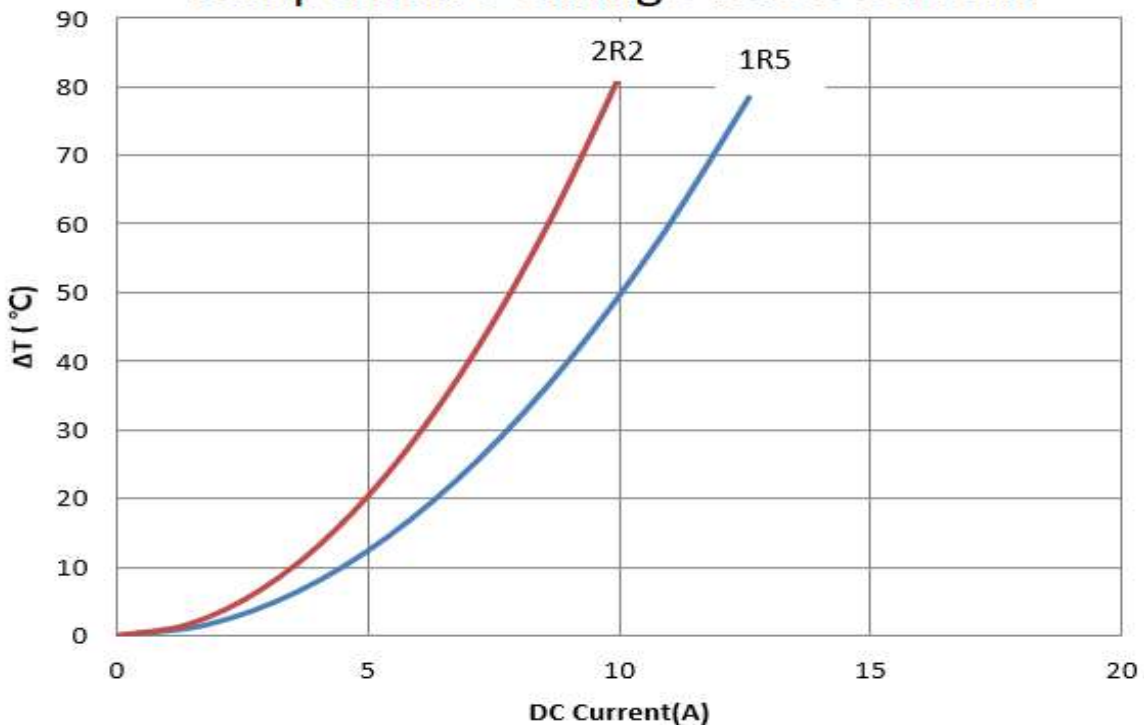
AMNI00070720 Type

■ Characteristics Graph

Inductance vs. DC Current



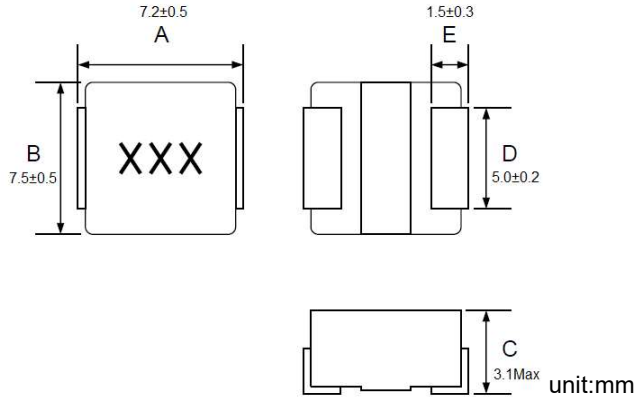
Temperature Change vs. DC Current



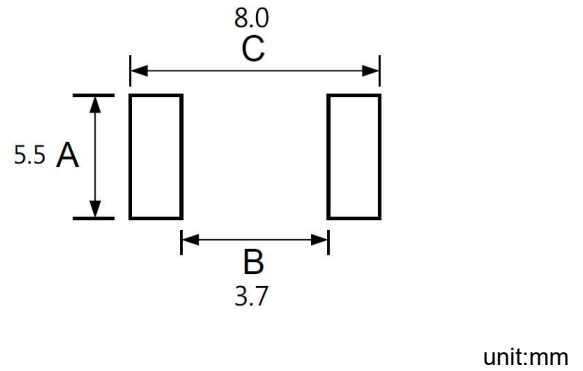
Please be sure to request approval specifications that provide further details of the products. Kindly note that the content of these specifications are subject to change or may be discontinued without prior notice. This product may not be designed/used in medical or high risk applications without Chilisin approval. Please contact our sales department before ordering.

AMNI00070731 Type

Shapes and Dimensions



Recommended Land Pattern



Electrical Characteristics

Part No.	Inductance (uH)	Test Freq.	RDC(mΩ) Max(Typ)	Isat (A)Typ.	Irms (A)Typ.	Tolerance (±%)	Marking
AMNI000707311R0MXB	1	100kHz/0.25V	5	28	21.8	20	1R0
AMNI000707311R5MXB	1.5	100kHz/0.25V	8.36	23.5	15	20	1R5
AMNI000707312R2MXB	2.2	100kHz/0.25V	15.07	18	12.9	20	2R2
AMNI000707312R7MXB	2.7	100kHz/0.25V	17.3	12.8	11.4	20	2R7
AMNI000707313R3MXB	3.3	100kHz/0.25V	21.45	12.3	10	20	3R3
AMNI000707314R7MXB	4.7	100kHz/0.25V	30	10.1	9	20	4R7
AMNI000707316R8MXB	6.8	100kHz/0.25V	42.57	8.7	6.8	20	6R8

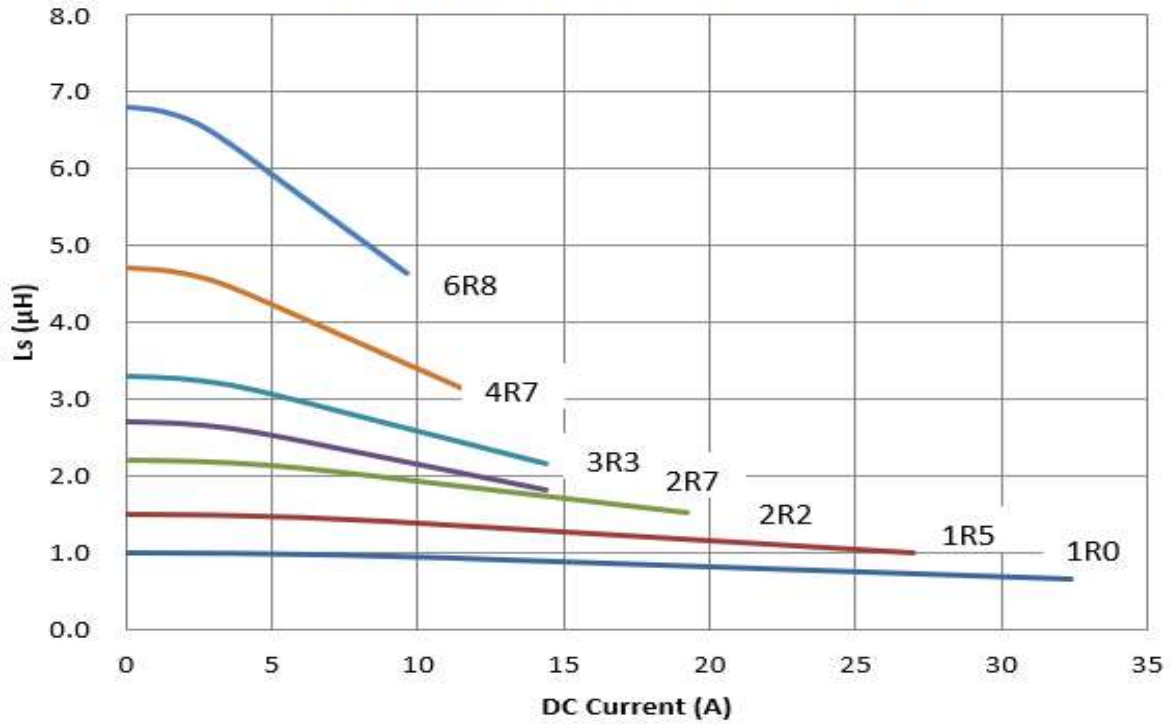
Note: When ordering, please specify tolerance code. Tolerance: M=±20%

- Operating temperature range -55°C~125°C(Including self - temperature rise)
- Isat for Inductance drop 30% from its value with current
- Iirms for a 40°C temperature rise from 25°C ambient with current

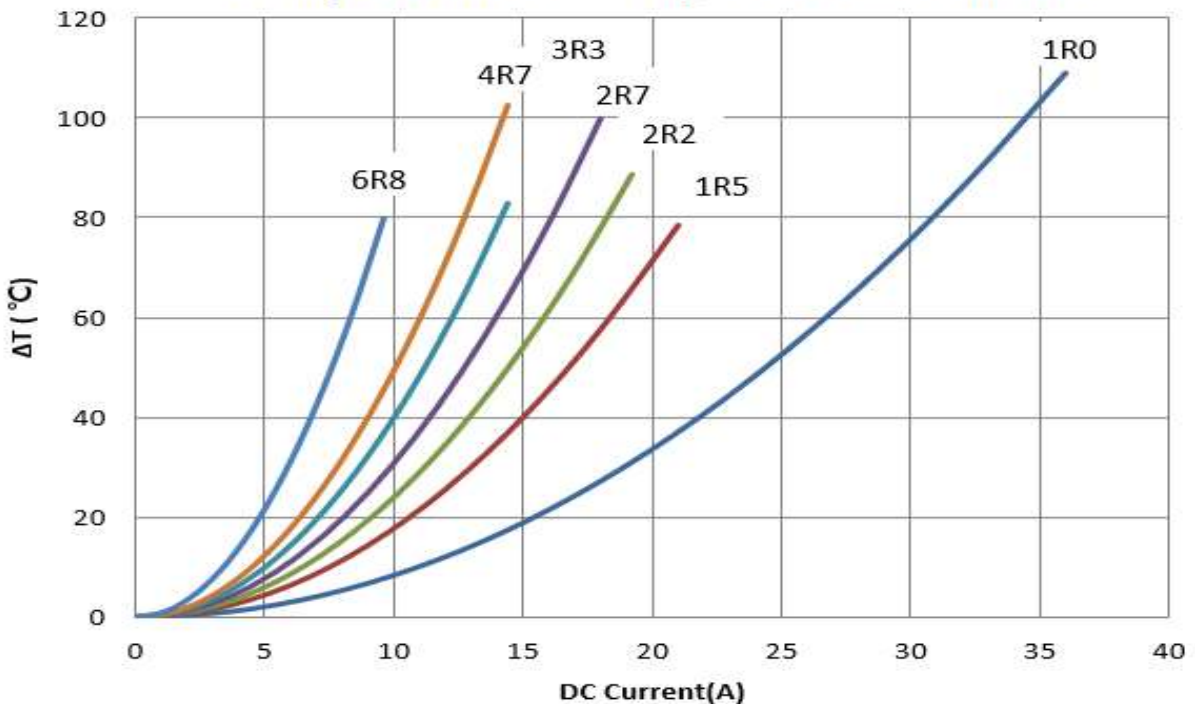
AMNI00070731 Type

■ Characteristics Graph

Inductance vs. DC Current



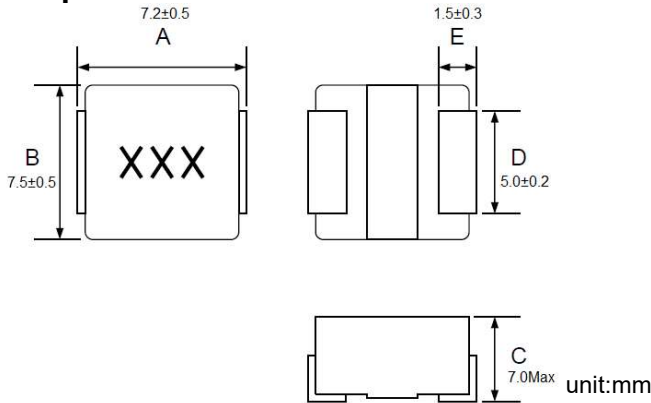
Temperature Change vs. DC Current



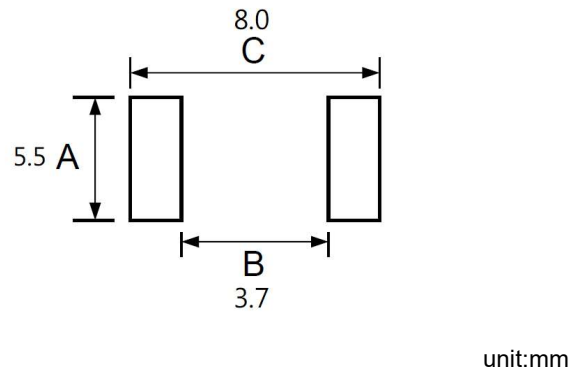
Please be sure to request approval specifications that provide further details of the products. Kindly note that the content of these specifications are subject to change or may be discontinued without prior notice. This product may not be designed/used in medical or high risk applications without Chilisin approval. Please contact our sales department before ordering.

AMNI00070770 Type

■ **Shapes and Dimensions**



■ **Recommended Land Pattern**



■ **Electrical Characteristics**

Part No.	Inductance (uH)	Test Freq.	RDC(mΩ) Max(Typ)	Isat (A)Typ.	Irms (A)Typ.	Tolerance (±%)	Marking
AMNI000707703R3MXB	3.3	100kHz/0.25V	9.42	19.4	15.1	20	3R3
AMNI000707704R7MXB	4.7	100kHz/0.25V	14.26	15.2	13.6	20	4R7
AMNI000707705R6MXB	5.6	100kHz/0.25V	15	13	11.4	20	5R6

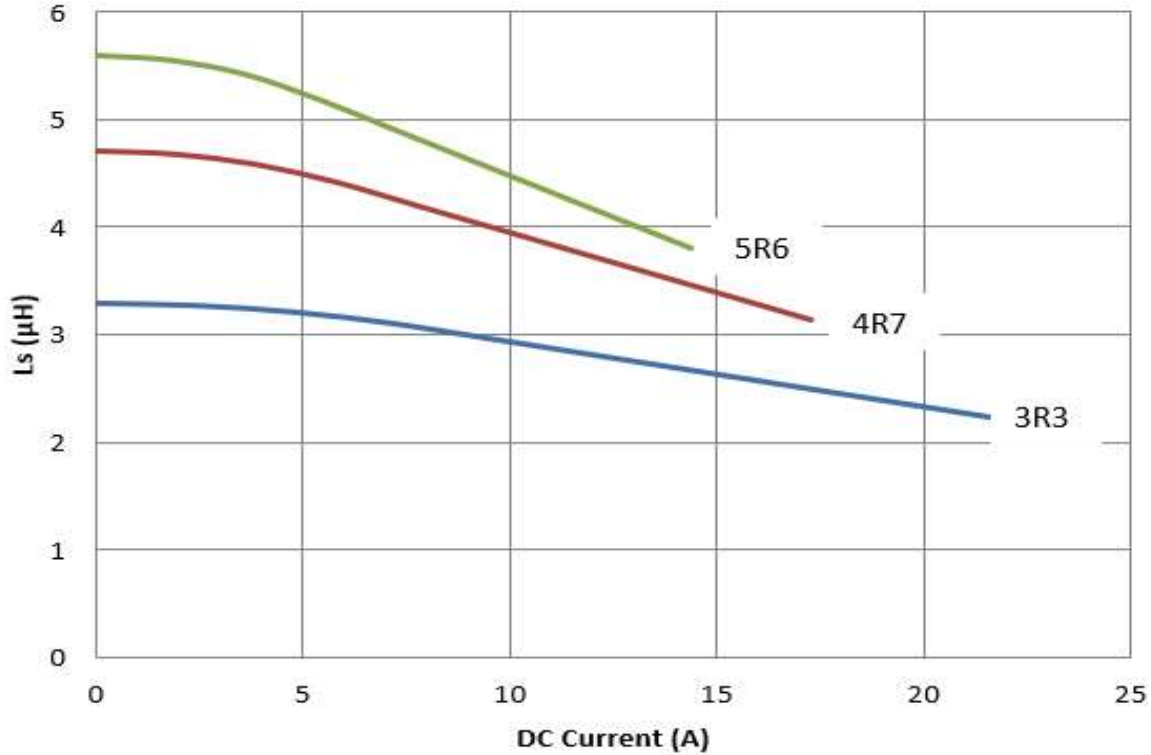
Note: When ordering, please specify tolerance code. Tolerance: M=±20%

- Operating temperature range – 55°C ~ 125°C (Including self - temperature rise)
- Isat for Inductance drop 30% from its value with current
- I rms for a 40°C temperature rise from 25°C ambient with current

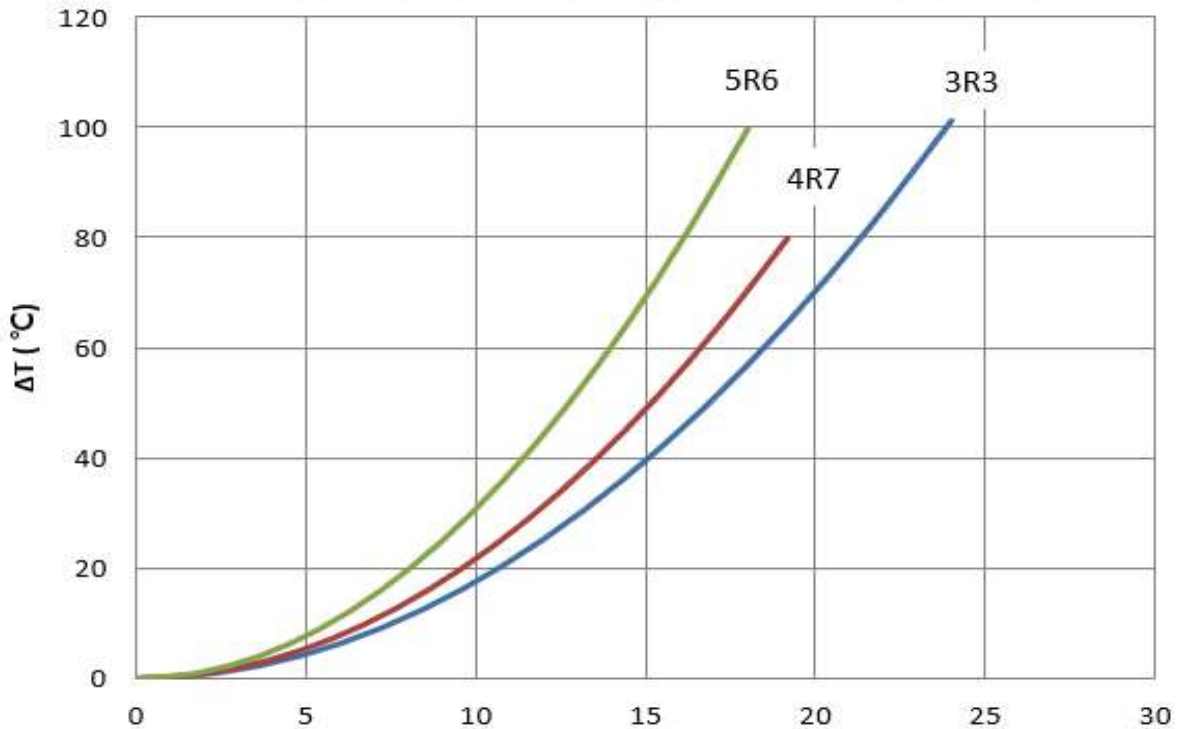
AMNI00070770 Type

■ Characteristics Graph

Inductance vs. DC Current

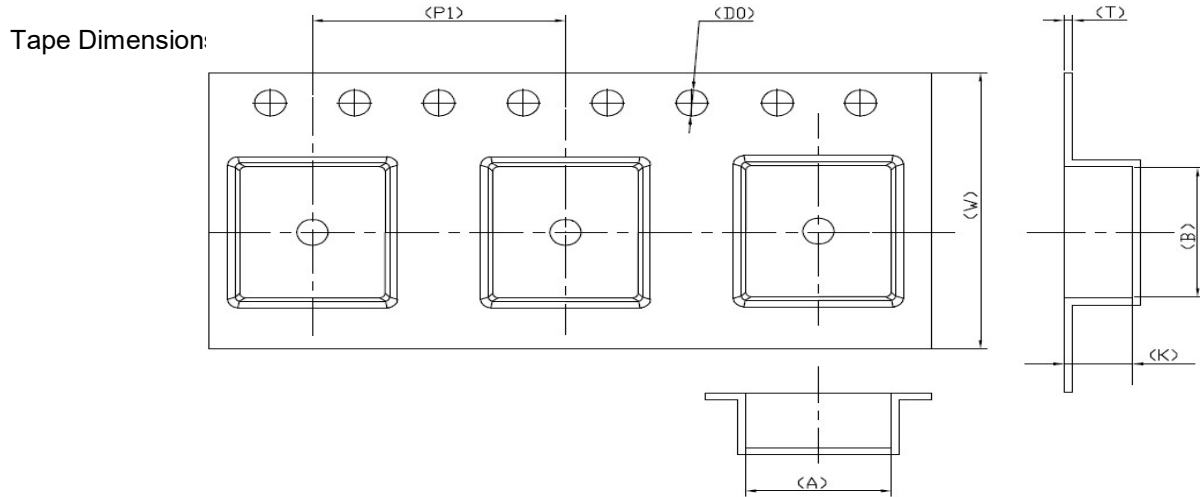


Temperature Change vs. DC Current

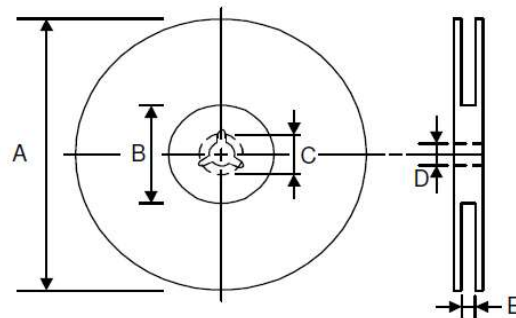


Please be sure to request approval specifications that provide further details of the products. Kindly note that the content of these specifications are subject to change or may be discontinued without prior notice. This product may not be designed/used in medical or high risk applications without Chilisin approval. Please contact our sales department before ordering.

■ Packaging



Reel Dimensions



Dimensions in mm

TYPE	Tape Dimensions							Reel Dimensions					Quantity PCS / REEL
	A	B	K	D0	W	T	P1	A	B	C	D	E	
AMNI00040421	4.3	4.4	2.4	1.5	12	0.35	8	330	100	21.5	13	12.4	2000
AMNN00040421	4.3	4.4	2.4	1.5	12	0.35	8	330	100	21.5	13	12.4	2000
AMNI00040431	4.3	4.4	3.5	1.5	12	0.35	8	330	100	21.5	13	12.4	2000
AMNI00050531	6	6.1	3.3	1.5	12	0.35	8	330	100	21.5	13	12.4	1000
AMNI00060631	6.8	6.56	3.4	1.5	16	0.35	12	330	100	21.5	13	16.4	1000
AMNI00060661	6.8	7	6.3	1.5	16	0.4	12	330	100	21.5	13	16.4	500
AMNI00070720	8.2	7.9	2.3	1.5	16	0.3	12	330	100	21.5	13	16.4	1000
AMNI00070731	8.2	7.9	3.4	1.5	16	0.35	12	330	100	21.5	13	16.4	1000
AMNI00070770	8.2	7.9	7.3	1.5	24	0.4	16	330	100	21.5	13	24.2	300

Please be sure to request approval specifications that provide further details of the products. Kindly note that the content of these specifications are subject to change or may be discontinued without prior notice. This product may not be designed/used in medical or high risk applications without Chilisin approval. Please contact our sales department before ordering.

单击下面可查看定价，库存，交付和生命周期等信息

[>>CHILISIN\(奇力新\)](#)