

BP3Y Series



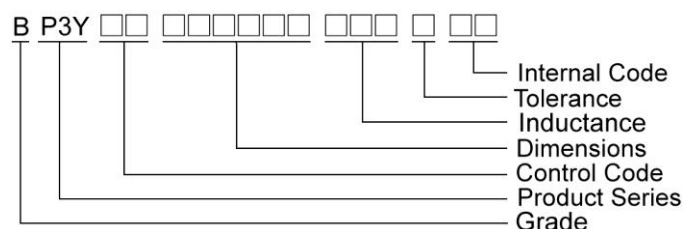
Features

- Operating Temperature up to 125°C
- Halogen Free
- Shielded construction
- AEC-Q200 qualified
- High saturation current

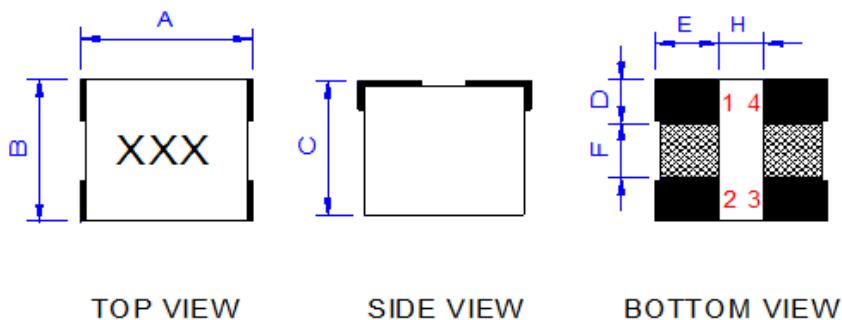
Applications

- DC/DC converters for entertainment/navigation systems
- LED Headlight & DRL
- Automobile Instrument Cluster
- Class-D Audio Amp.

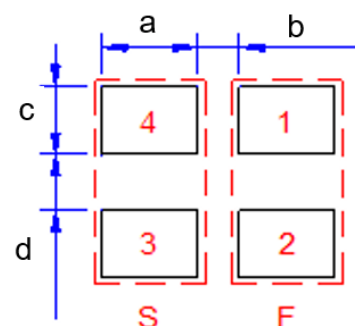
Product Identification



Shapes and Dimensions



Recommended Pattern

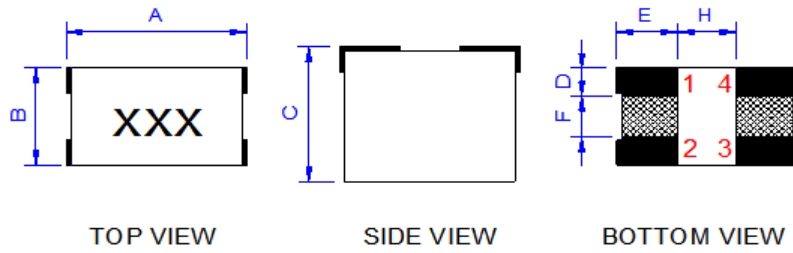


Dimensions in mm

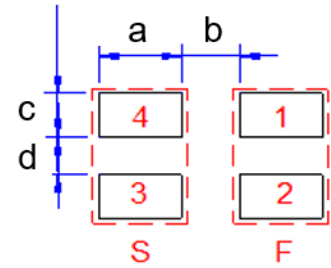
TYPE	A	B	C	D	E	F	H	a	b	c	d
BP3Y00080807	9.7Max	8.8Max	8.5 Max	2.55±0.4	3.3±0.4	3.2	2.3	3.9	1.7	3.15	2.6

SMD Shielded Power Inductor – BP3Y Series

Shapes and Dimensions



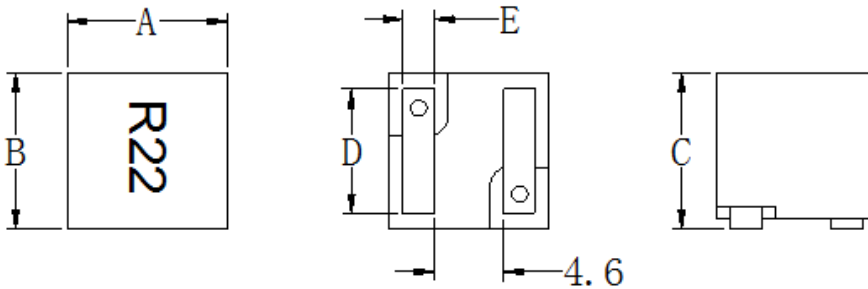
Recommended Pattern



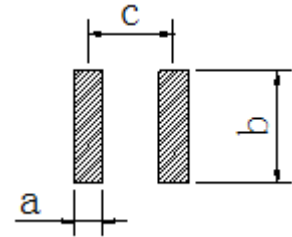
Dimensions in mm

TYPE	A	B	C	D	E	F	H	a	b	c	d
BP3Y00100609	11.5Max	7.2Max	9.7 Max	1.9±0.4	3.7±0.5	2.8	3.6	4.3	3.0	2.5	2.2

Shapes and Dimensions



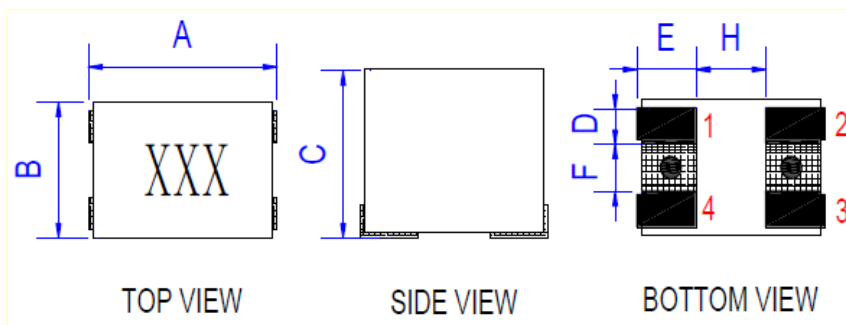
Recommended Pattern



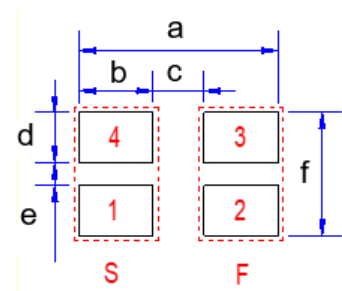
Dimensions in mm

TYPE	A	B	C	D	E	a	b	c
BP3Y00101010	11.8Max	11.8Max	10.0Max	8.6±0.3	2.2±0.3	2.38	9.0	6.65

Shapes and Dimensions



Recommended Pattern

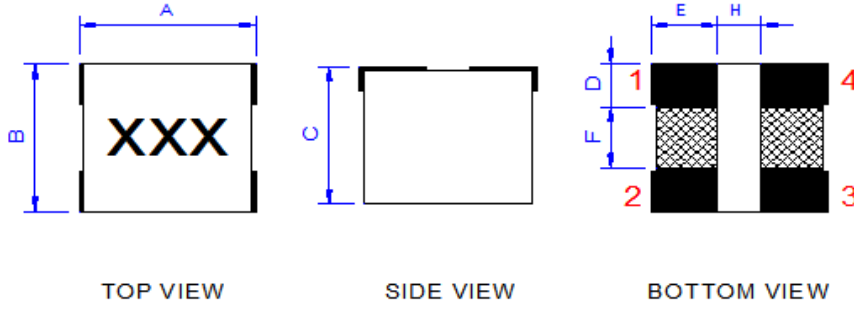


Dimensions in mm

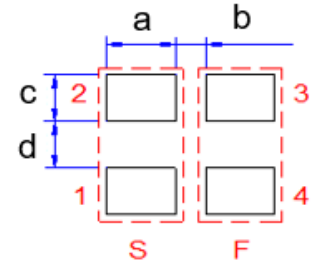
TYPE	A	B	C	D	E	F	H	a	b	c	d	e	f
BP3Y00110809	12.0Max	8.0Max	10.2Max	2.3±0.5	3.5±0.5	2.0	4.3	12.1	4.5	3.1	3.1	1.4	7.6

SMD Shielded Power Inductor – BP3Y Series

Shapes and Dimensions



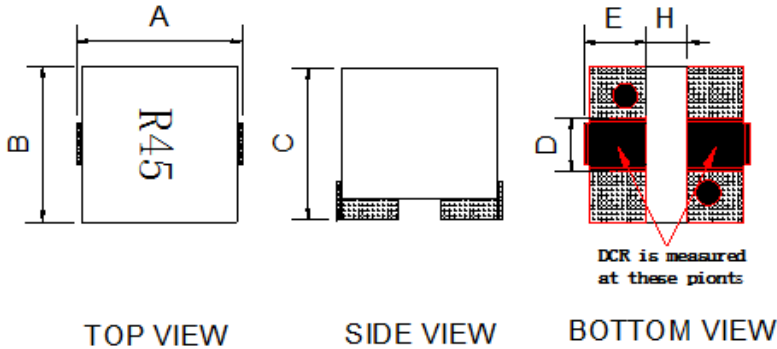
Recommended Pattern



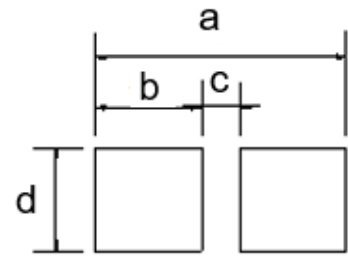
Dimensions in mm

TYPE	A	B	C	D	E	F	H	a	b	c	d
BP3Y00111010	11.3Max	10.8Max	10.5 Max	3.0	4.05±0.4	4.2	2.65	4.65	2.05	3.6	3.6

Shapes and Dimensions



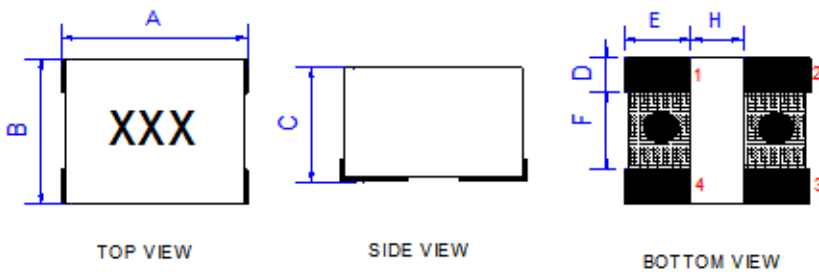
Recommended Pattern



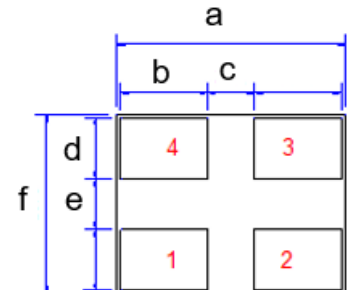
Dimensions in mm

TYPE	A	B	C	D	E	H	a	b	c	d
BP3Y00111110	13.0Max	12.2Max	10.5+1.0/-0.5	3.9±0.5	4.5±0.5	3.0	13	5.5	2.0	5.0

Shapes and Dimensions



Recommended Pattern



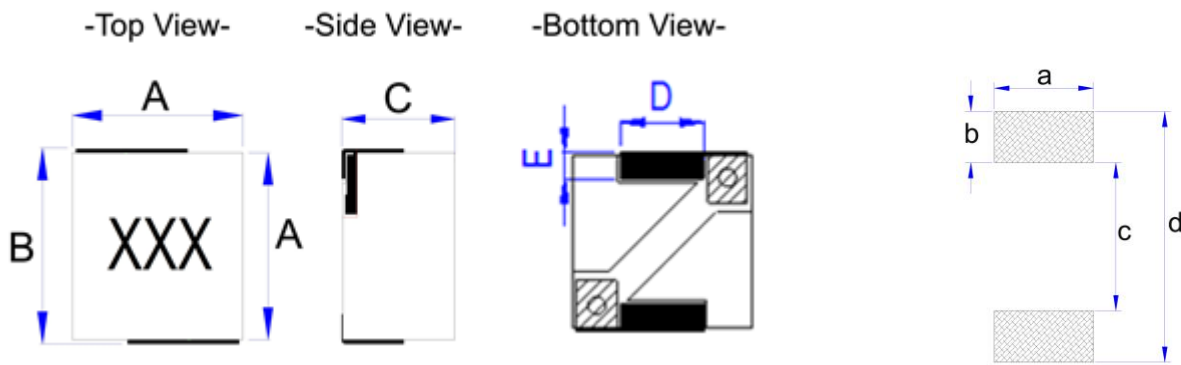
Dimensions in mm

TYPE	A	B	C	D	E	F	H	a	b	c	d	e	f
BP3Y00131210	14.7Max	13.0Max	10.5Max	3.8±0.4	5.0±0.4	4.6	3.7	15.2	5.8	3.1	4.6	3.8	13.5

SMD Shielded Power Inductor – BP3Y Series

Shapes and Dimensions

Recommended Pattern

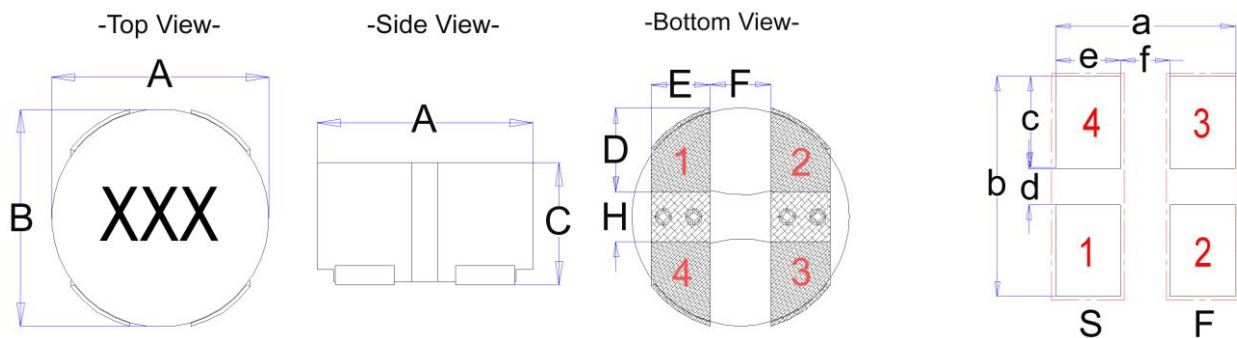


Dimensions in mm

TYPE	A	B	C	D	E	a	b	c	d
BP3Y00151510	15Max	15.7Max	10.5Max	5.1±0.5	2.3±0.5	6.6	3.3	9.5	16.1
BP3Y00151511	15Max	15.7Max	11.5Max	5.1±0.5	2.3±0.5	6.6	3.3	9.5	16.1
BP3Y00151513	15Max	15.7Max	13.5Max	5.1±0.5	2.3±0.5	6.6	3.3	9.5	16.1

Shapes and Dimensions

Recommended Pattern



Dimensions in mm

TYPE	A	B	C	D	E	F	H	a	b	c	d	e	f
BP3Y00202015	21.5Max	21.5Max	15.2ax	7.7±0.5	5.5±0.5	6.0	4.6	18.2	21.4	8.9	3.6	6.7	4.8
BP3Y00282816	29.5Max	29.5Max	16Max	11.3±0.5	7.7±0.5	8.0	5.63	24.6	29.95	12.51	4.93	8.9	6.8

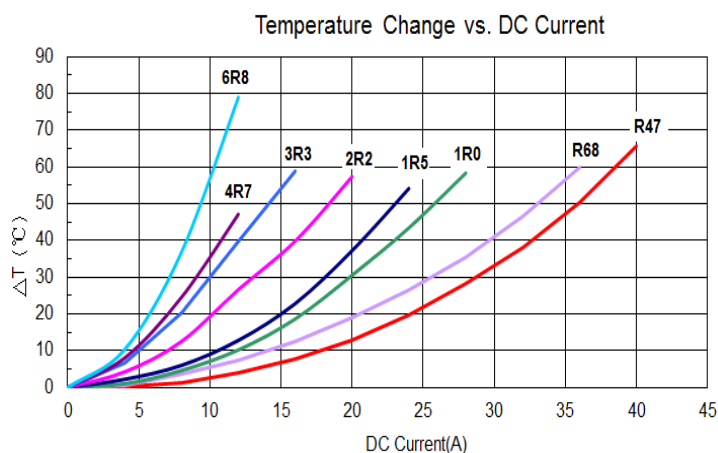
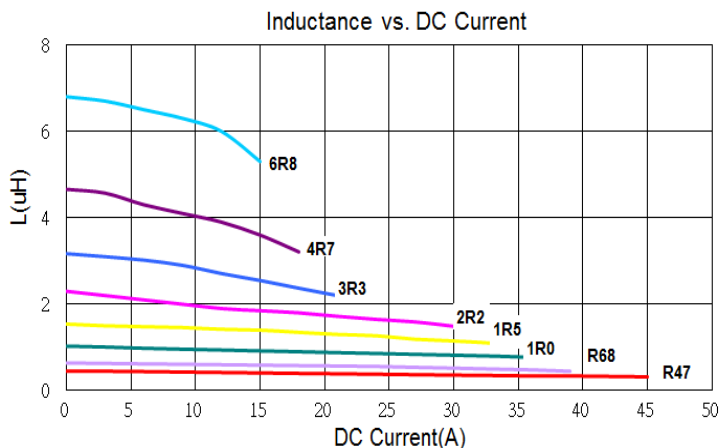
SMD Shielded Power Inductor – BP3Y Series

Electrical Characteristics

Part Number	Inductance (μH)	Tolerance (±%)	Test Frequency (kHz)	RDC (mΩ)Max	Isat (A)Typ	Irms (A)Typ	Marking
BP3Y00080807R47M00	0.47	20	100/1V	1.6	42	32	R47
BP3Y00080807R68M00	0.68	20	100/1V	2.08	40	29	R68
BP3Y000808071R0M00	1.0	20	100/1V	3.4	35	23	1R0
BP3Y000808071R5M00	1.5	20	100/1V	4.7	31	20	1R5
BP3Y000808072R2M00	2.2	20	100/1V	7.75	25	14	2R2
BP3Y000808073R3M00	3.3	20	100/1V	9.15	17	12.5	3R3
BP3Y000808074R7M00	4.7	20	100/1V	12.6	16	11	4R7
BP3Y000808076R8M00	6.8	20	100/1V	19.55	14	8.5	6R8

Note: When ordering, please specify tolerance code. Tolerance: M=±20%

- Operating temperature range –55°C ~ 125°C (Including self - temperature rise)
- Isat for Inductance drop 30% from its value with current
Irms for a 40°C temperature rise from 25°C ambient with current



SMD Shielded Power Inductor – BP3Y Series

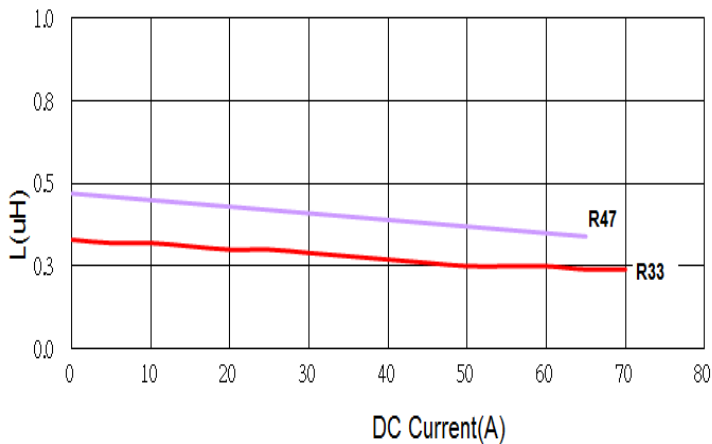
Electrical Characteristics

Part Number	Inductance (μH)	Tolerance (±%)	Test Frequency (kHz)	RDC (mΩ)Max	Isat (A)Typ	Irms (A)Typ	Marking
BP3Y00100609R33M00	0.33	20	100/1V	1.2	67	40	R33
BP3Y00100609R47M00	0.47	20	100/1V	1.85	65	30	R47

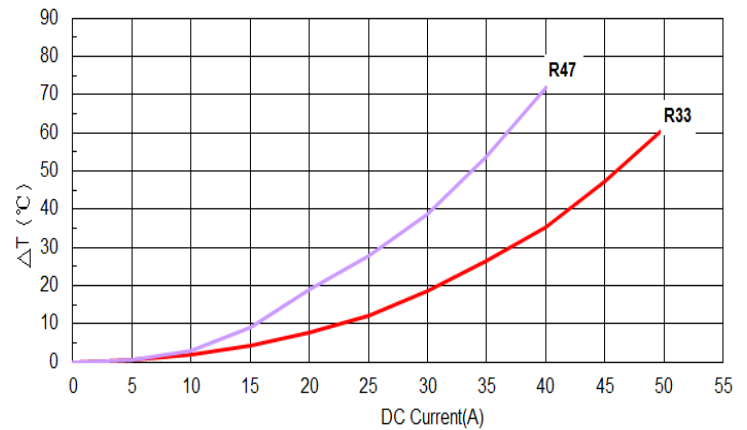
Note: When ordering, please specify tolerance code. Tolerance: M=±20%

- Operating temperature range—55°C ~ 125°C (Including self - temperature rise)
- Isat for Inductance drop 30% from its value with current
- I rms for a 40°C temperature rise from 25°C ambient with current

Inductance vs. DC Current



Temperature Change vs. DC Current



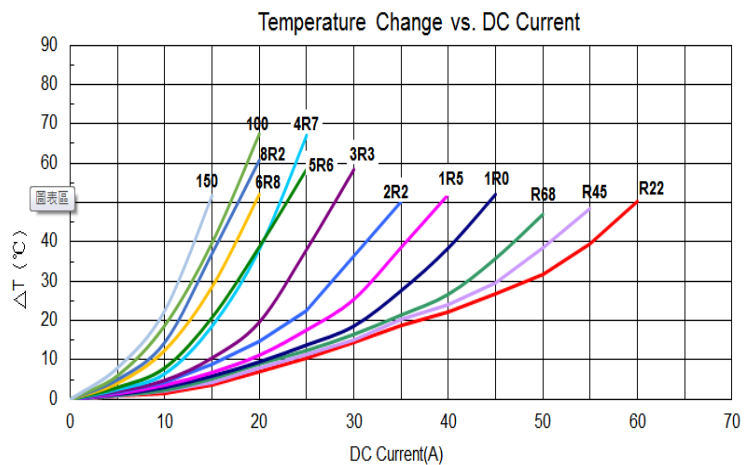
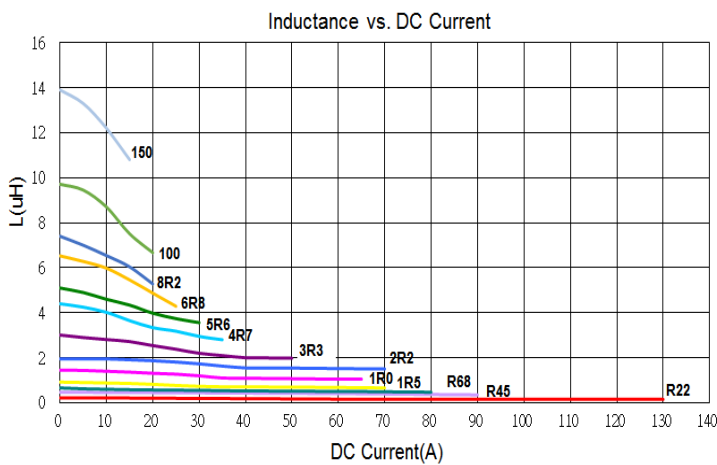
SMD Shielded Power Inductor – BP3Y Series

Electrical Characteristics

Part Number	Inductance (μH)	Tolerance (±%)	Test Frequency (kHz)	RDC (mΩ)Max	Isat (A)Typ	Irms (A)Typ	Marking
BP3Y00101010R22M00	0.22	20	100/1V	0.55	130	55	R22
BP3Y00101010R45M00	0.45	20	100/1V	0.8	90	50	R45
BP3Y00101010R68M00	0.68	20	100/1V	1.0	80	45	R68
BP3Y00101010R1R0M00	1.0	20	100/1V	1.3	68	40	1R0
BP3Y00101010R5M00	1.5	20	100/1V	1.9	62	35	1R5
BP3Y00101010R2R2M00	2.2	20	100/1V	3.1	70	30	2R2
BP3Y00101010R3R3M00	3.3	20	100/1V	4.3	48	25	3R3
BP3Y00101010R4R7M00	4.7	20	100/1V	6.7	28	20	4R7
BP3Y00101010R5R6M00	5.6	20	100/1V	7.4	27	21.2	5R6
BP3Y00101010R6R8M00	6.8	20	100/1V	9.4	22	18	6R8
BP3Y00101010R8R2M00	8.2	20	100/1V	14.5	20	16.5	8R2
BP3Y00101010R100M00	10	20	100/1V	16.5	19	15	100
BP3Y00101010R150M00	15	20	100/1V	21.5	16	13	150

Note: When ordering, please specify tolerance code. Tolerance: M=±20%

- Operating temperature range –55°C ~125°C (Including self - temperature rise)
- Isat for Inductance drop 30% from its value with current
- I rms for a 40°C temperature rise from 25°C ambient with current



Please be sure to request approval specifications that provide further details of the products. Kindly note that the content of these specifications are subject to change or may be discontinued without prior notice. This product may not be designed/used in medical or high risk applications without Chilisin approval. Please contact our sales department before

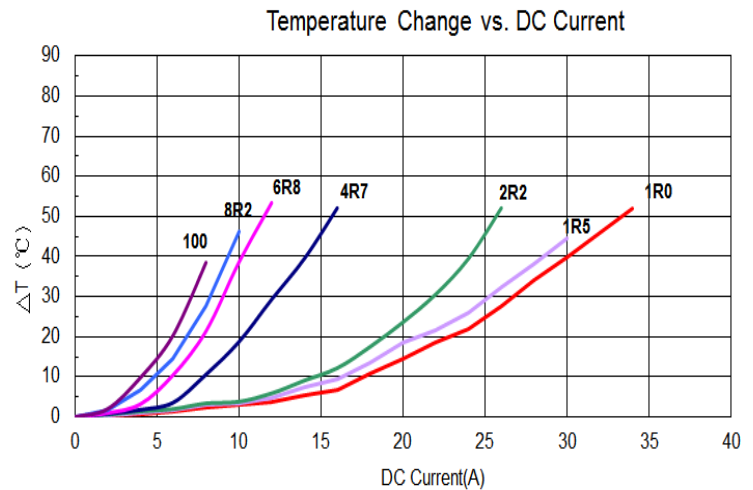
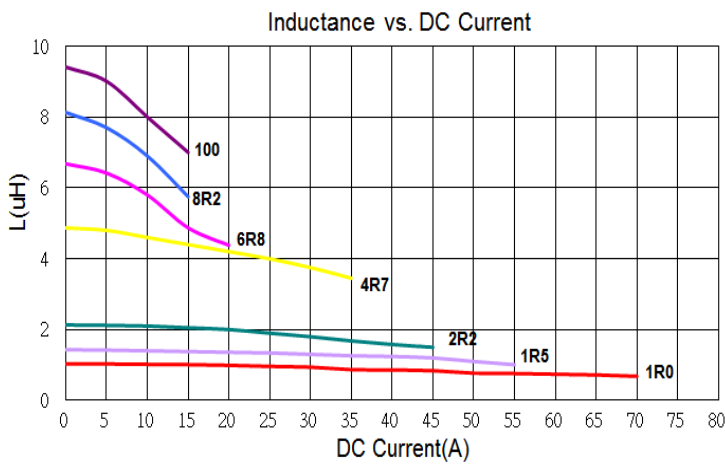
SMD Shielded Power Inductor – BP3Y Series

Electrical Characteristics

Part Number	Inductance (μH)	Tolerance (±%)	Test Frequency (kHz)	RDC (mΩ)Max	Isat (A)Typ	Irms (A)Typ	Marking
BP3Y001108091R0M00	1.0	20	100/1V	2.8	67	28	1R0
BP3Y001108091R5M00	1.5	20	100/1V	3.1	55	26	1R5
BP3Y001108092R2M00	2.2	20	100/1V	4.5	40	22	2R2
BP3Y001108094R7M00	4.7	20	100/1V	11.5	33	12	4R7
BP3Y001108096R8M00	6.8	20	100/1V	14.5	16	10	6R8
BP3Y001108098R2M00	8.2	20	100/1V	18	15	9	8R2
BP3Y00110809100M00	10	20	100/1V	21	14	8	100

Note: When ordering, please specify tolerance code. Tolerance: M=±20%

- Operating temperature range – 55°C ~ 125°C (Including self - temperature rise)
- Isat for Inductance drop 30% from its value with current
- Irms for a 40°C temperature rise from 25°C ambient with current



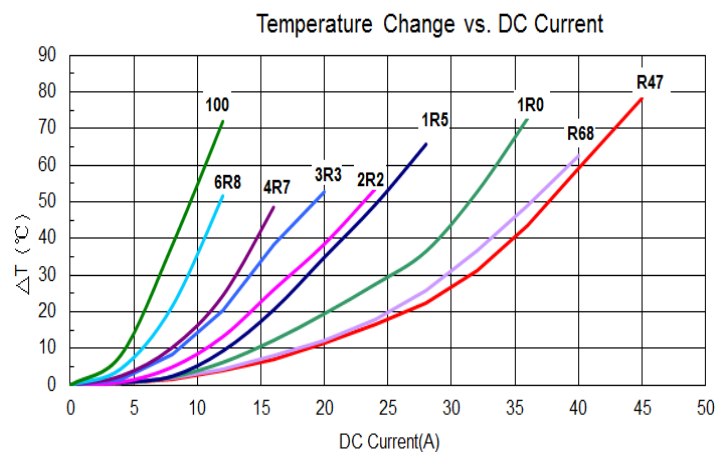
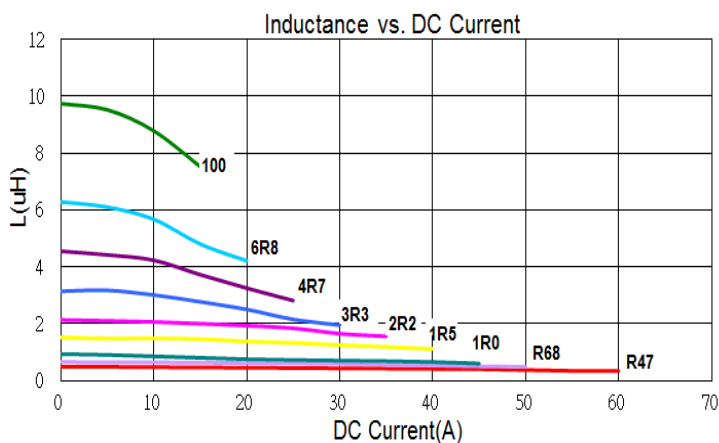
SMD Shielded Power Inductor – BP3Y Series

Electrical Characteristics

Part Number	Inductance (μH)	Tolerance (±%)	Test Frequency (kHz)	RDC (mΩ)Max	Isat (A)Typ	Irms (A)Typ	Marking
BP3Y00111010R47M00	0.47	20	100/1V	1.15	50	35.5	R47
BP3Y00111010R68M00	0.68	20	100/1V	1.42	45	33	R68
BP3Y001110101R0M00	1.0	20	100/1V	2.45	43	27	1R0
BP3Y001110101R5M00	1.5	20	100/1V	3.43	38	22	1R5
BP3Y001110102R2M00	2.2	20	100/1V	4.85	33	20	2R2
BP3Y001110103R3M00	3.3	20	100/1V	6.8	21	17	3R3
BP3Y001110104R7M00	4.7	20	100/1V	9.2	19	15	4R7
BP3Y001110106R8M00	6.8	20	100/1V	14.0	16	11	6R8
BP3Y00111010100M00	10	20	100/1V	19.2	18	9.5	100

Note: When ordering, please specify tolerance code. Tolerance: M=±20%

- Operating temperature range –55°C ~ 125°C (Including self - temperature rise)
- Isat for Inductance drop 30% from its value with current
- I rms for a 40°C temperature rise from 25°C ambient with current



Please be sure to request approval specifications that provide further details of the products. Kindly note that the content of these specifications are subject to change or may be discontinued without prior notice. This product may not be designed/used in medical or high risk applications without Chilisin approval. Please contact our sales department before

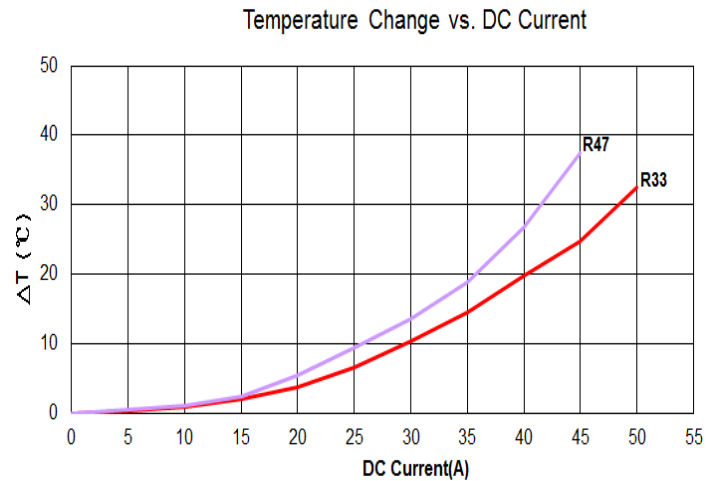
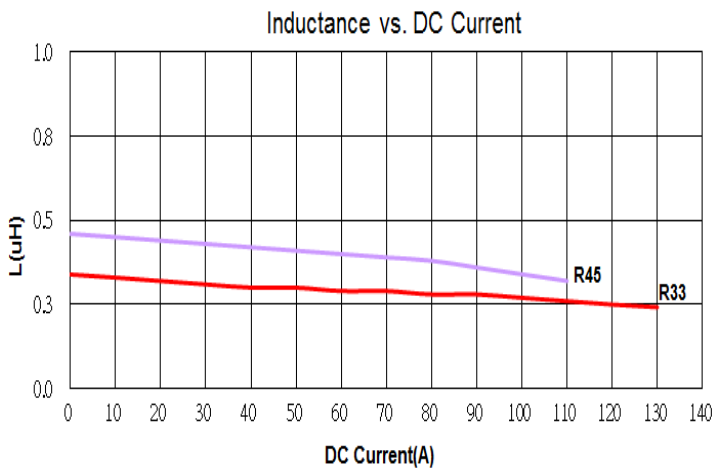
SMD Shielded Power Inductor – BP3Y Series

Electrical Characteristics

Part Number	Inductance (μH)	Tolerance (±%)	Test Frequency (kHz)	RDC (mΩ)Max	Isat (A)Typ	Irms (A)Typ	Marking
BP3Y00111110R33M00	0.33	20	100/1V	0.65	125	50	R33
BP3Y00111110R45M00	0.45	20	100/1V	0.75	100	46	R45

Note: When ordering, please specify tolerance code. Tolerance: M=±20%

- Operating temperature range—55°C ~ 125°C (Including self - temperature rise)
- Isat for Inductance drop 30% from its value with current
- I rms for a 40°C temperature rise from 25°C ambient with current



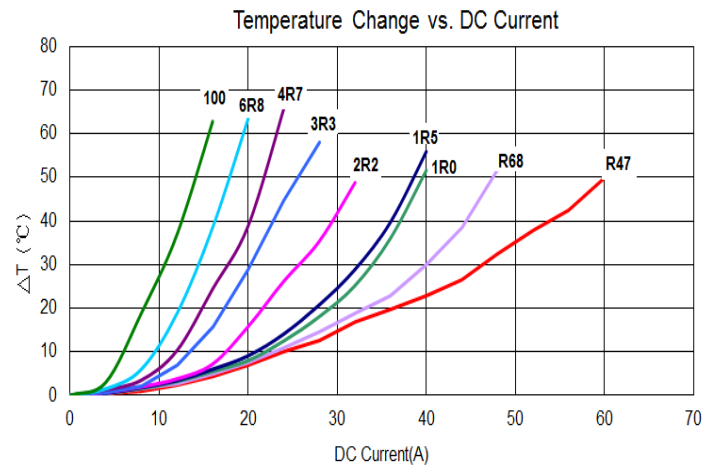
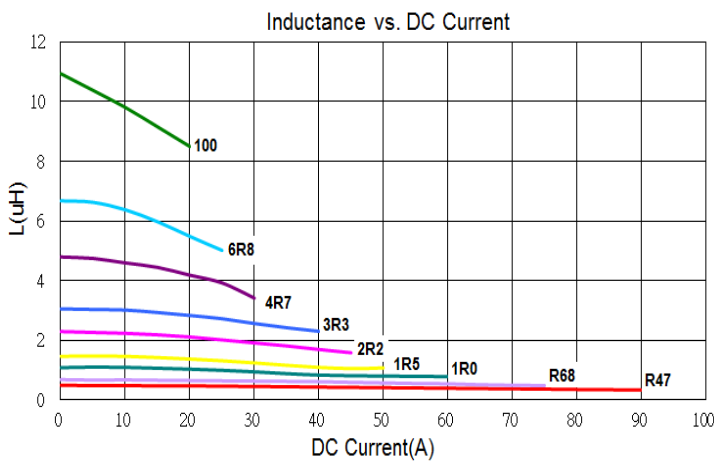
SMD Shielded Power Inductor – BP3Y Series

Electrical Characteristics

Part Number	Inductance (μH)	Tolerance (±%)	Test Frequency (kHz)	RDC (mΩ)Max	Isat (A)Typ	Irms (A)Typ	Marking
BP3Y00131210R47M00	0.47	20	100/1V	0.8	80	54	R47
BP3Y00131210R68M00	0.68	20	100/1V	1.1	75	45	R68
BP3Y001312101R0M00	1.0	20	100/1V	1.65	60	37	1R0
BP3Y001312101R5M00	1.5	20	100/1V	2.0	50	35.5	1R5
BP3Y001312102R2M00	2.2	20	100/1V	2.95	42	29.5	2R2
BP3Y001312103R3M00	3.3	20	100/1V	4.1	40	23	3R3
BP3Y001312104R7M00	4.7	20	100/1V	6.5	30	19	4R7
BP3Y001312106R8M00	6.8	20	100/1V	8.8	26	16	6R8
BP3Y00131210100M00	10	20	100/1V	14.0	23	12	100

Note: When ordering, please specify tolerance code. Tolerance: M=±20%

- Operating temperature range –55°C ~ 125°C (Including self - temperature rise)
- Isat for Inductance drop 30% from its value with current
- I rms for a 40°C temperature rise from 25°C ambient with current



Please be sure to request approval specifications that provide further details of the products. Kindly note that the content of these specifications are subject to change or may be discontinued without prior notice. This product may not be designed/used in medical or high risk applications without Chilisin approval. Please contact our sales department before

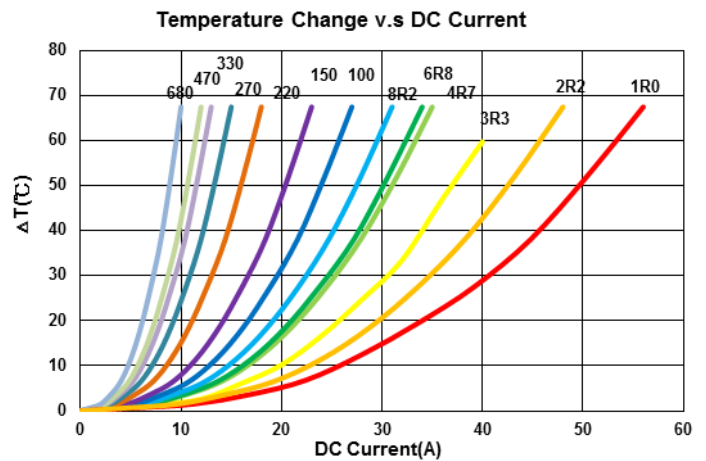
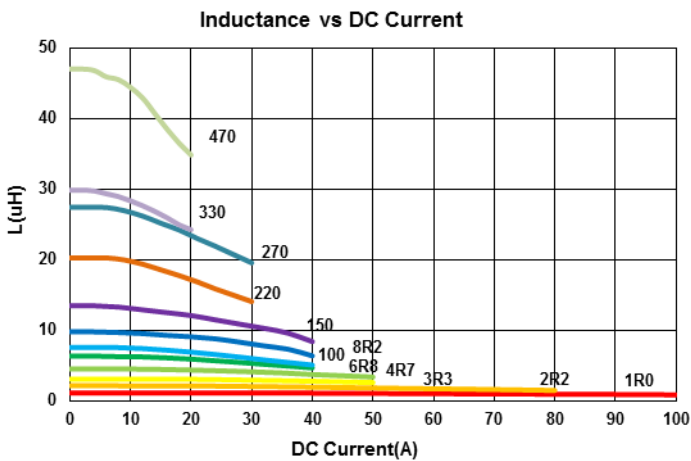
SMD Shielded Power Inductor – BP3Y Series

Electrical Characteristics

Part Number	Inductance (μH)	Tolerance (±%)	Test Frequency (kHz)	RDC (mΩ)Max	Isat (A)Typ	Irms (A)Typ	Marking
BP3Y001515101R0M00	1.0	20	100/1V	1.8	100	44	1R0
BP3Y001515101R5M00	1.5	20	100/1V	2.1	95	38	1R5
BP3Y001515102R2M00	2.2	20	100/1V	2.7	70	36	2R2
BP3Y001515103R3M00	3.3	20	100/1V	3.5	50	32	3R3
BP3Y001515104R7M00	4.7	20	100/1V	5.2	45	28	4R7
BP3Y001515106R8M00	6.8	20	100/1V	6.0	38	26	6R8
BP3Y001515108R2M00	8.2	20	100/1V	7.2	34	24	8R2
BP3Y00151510100M00	10	20	100/1V	8.5	32	21	100
BP3Y00151510150M00	15	20	100/1V	11.5	30	18	150
BP3Y00151510220M00	22	20	100/1V	16.8	24	14	220
BP3Y00151511270M00	27	20	100/1V	26.5	23	11	270
BP3Y00151511330M00	33	20	100/1V	28	19	10	330
BP3Y00151513470M00	47	20	100/1V	38	17	9	470
BP3Y00151513680M00	68	20	100/1V	61	16	7	680

Note: When ordering, please specify tolerance code. Tolerance: M=±20%

- Operating temperature range –55°C ~ 125°C (Including self - temperature rise)
- Isat for Inductance drop 30% from its value with current
- I rms for a 40°C temperature rise from 25°C ambient with current



Please be sure to request approval specifications that provide further details of the products. Kindly note that the content of these specifications are subject to change or may be discontinued without prior notice. This product may not be designed/used in medical or high risk applications without Chilisin approval. Please contact our sales department before

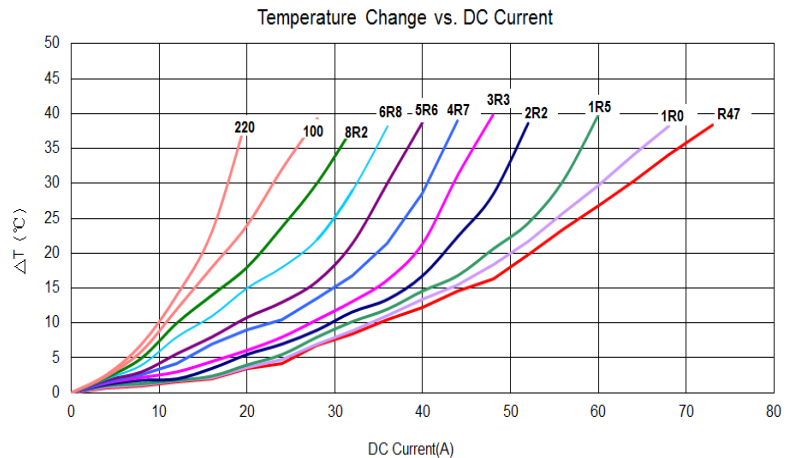
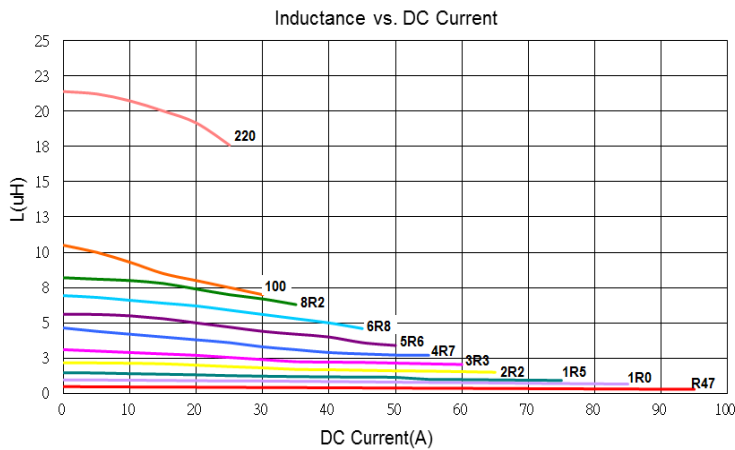
SMD Shielded Power Inductor – BP3Y Series

Electrical Characteristics

Part Number	Inductance (μH)	Tolerance (±%)	Test Frequency (kHz)	RDC (mΩ)Max	Isat (A)Typ	Irms (A)Typ	Marking
BP3Y00202015R47M00	0.47	20	100/1V	0.6	93	73	R47
BP3Y002020151R0M00	1.0	20	100/1V	0.7	62	68	1R0
BP3Y002020151R5M00	1.5	20	100/1V	1.0	50	58	1R5
BP3Y002020152R2M00	2.2	20	100/1V	1.3	48	53	2R2
BP3Y002020153R3M00	3.3	20	100/1V	1.6	33	47	3R3
BP3Y002020154R7M00	4.7	20	100/1V	2.2	30	42	4R7
BP3Y002020155R6M00	5.6	20	100/1V	3.0	28	40	5R6
BP3Y002020156R8M00	6.8	20	100/1V	3.8	25	35	6R8
BP3Y002020158R2M00	8.2	20	100/1V	4.3	23	30	8R2
BP3Y00202015100M00	10	20	100/1V	4.8	20	26	100
BP3Y00202015220M00	22	20	100/1V	9.0	11	18	220

Note: When ordering, please specify tolerance code. Tolerance: M=±20%

- Operating temperature range – 55°C ~ 125°C (Including self - temperature rise)
- Isat for Inductance drop 30% from its value with current
- I rms for a 40°C temperature rise from 25°C ambient with current



Please be sure to request approval specifications that provide further details of the products. Kindly note that the content of these specifications are subject to change or may be discontinued without prior notice. This product may not be designed/used in medical or high risk applications without Chilisin approval. Please contact our sales department before

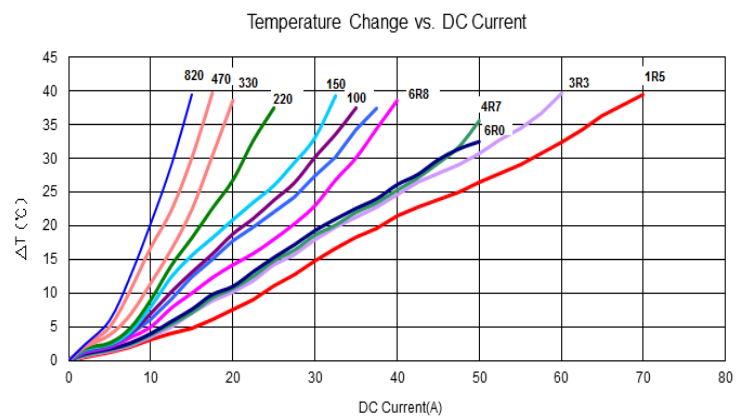
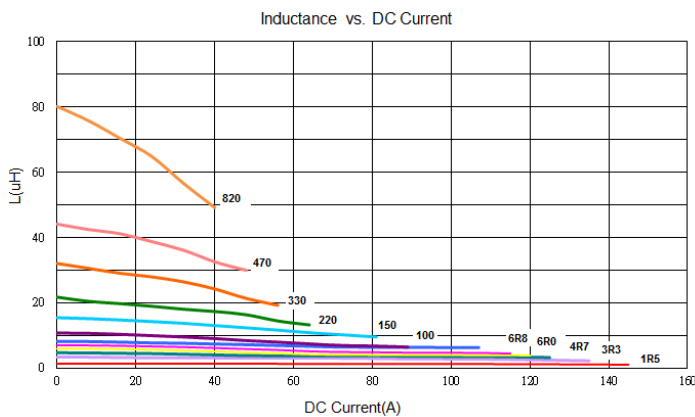
SMD Shielded Power Inductor – BP3Y Series

Electrical Characteristics

Part Number	Inductance (μH)	Tolerance (±%)	Test Frequency (kHz)	RDC (mΩ)Max	Isat (A)Typ	Irms (A)Typ	Marking
BP3Y002828161R5M00	1.5	20	100/1V	1.0	145	70	1R5
BP3Y002828163R3M00	3.3	20	100/1V	1.5	125	58	3R3
BP3Y002828164R7M00	4.7	20	100/1V	1.9	100	50	4R7
BP3Y002828166R0M00	6.0	20	100/1V	2.0	60	50	6R0
BP3Y002828166R8M00	6.8	20	100/1V	3.0	70	40	6R8
BP3Y002828168R2M00	8.2	20	100/1V	4.0	85	40	8R2
BP3Y00282816100M00	10	20	100/1V	5.5	62	37	100
BP3Y00282816150M00	15	20	100/1V	7.5	55	32	150
BP3Y00282816220M00	22	20	100/1V	11.5	45	25	220
BP3Y00282816330M00	33	20	100/1V	16	44	20	330
BP3Y00282816470M00	47	20	100/1V	24	35	18	470
BP3Y00282816820M00	82	20	100/1V	28	18	16	820

Note: When ordering, please specify tolerance code. Tolerance: M=±20%

- Operating temperature range – 55°C ~ 125°C (Including self - temperature rise)
- Isat for Inductance drop 30% from its value with current
- I rms for a 40°C temperature rise from 25°C ambient with current

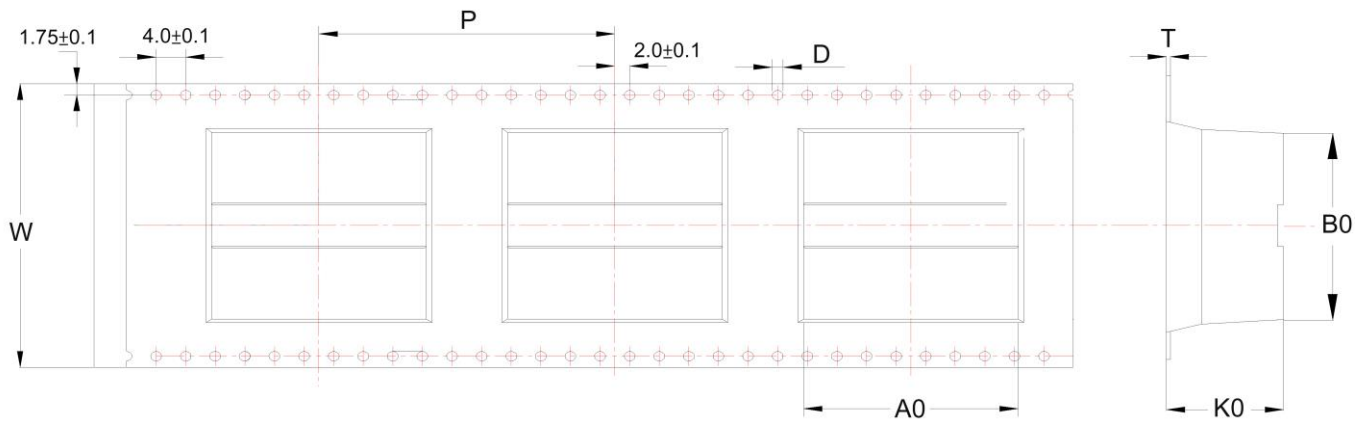


Please be sure to request approval specifications that provide further details of the products. Kindly note that the content of these specifications are subject to change or may be discontinued without prior notice. This product may not be designed/used in medical or high risk applications without Chilisin approval. Please contact our sales department before

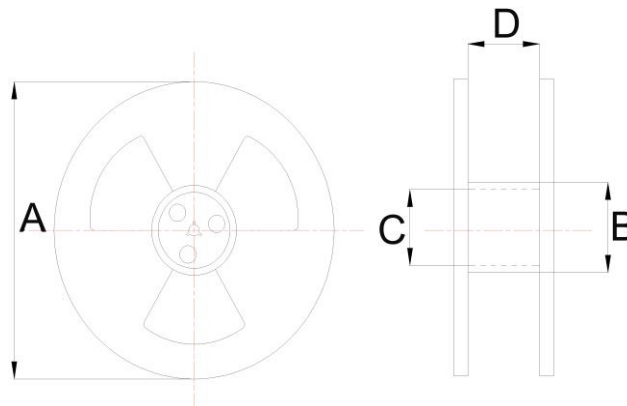
SMD Shielded Power Inductor – BP3Y Series

Packaging

Tape Dimensions



Reel Dimensions



Dimensions in mm

TYPE	Tape Dimensions							Reel Dimensions				Quantity PCS / REEL
	A0	B0	K0	D	W	T	P	A	B	C	D	
BP3Y00080807	8.8	9.7	9.0	1.5	24	0.5	16	330	100	13.5	24.5	350
BP3Y00100609	12.1	8.1	10.3	1.5	24	0.5	16	330	100	13.5	24.5	350
BP3Y00101010	11.8	11.8	10.0	1.5	24	0.5	20	330	100	13.5	24.5	250
BP3Y00110809	12.1	8.1	10.3	1.5	24	0.5	16	330	100	13.5	24.5	350
BP3Y00111010	11.8	11.8	10.0	1.5	24	0.5	20	330	100	13.5	24.5	250
BP3Y00111110	13.0	12.2	12.0	1.5	24	0.5	20	330	100	13.5	24.5	200
BP3Y00131210	13.2	15.1	10.6	1.5	24	0.5	16	330	100	13.5	24.5	250
BP3Y00151510	15.7	15.1	10.7	1.5	24	0.5	24	330	100	13.5	24.5	150
BP3Y00151511	15.7	15.1	11.7	1.5	24	0.5	24	330	100	13.5	24.5	100
BP3Y00151513	15.7	15.1	13.7	1.5	24	0.5	24	330	100	13.5	24.5	100
BP3Y00202015	21.2	20.8	14.8	1.5	32	0.5	32	330	100	13.5	32.0	100
BP3Y00282816	29.2	29.2	15	1.5	44	0.5	40	330	100	13.5	44.5	30

单击下面可查看定价，库存，交付和生命周期等信息

[>>CHILISIN\(奇力新\)](#)