

BTLD Series



Chilisin offer multilayer devices of Low-Temperature Cofired Ceramics (LTCC) for applications in wireless communication as WLAN, Bluetooth etc. Our commitment is to meet your goals through extensive technological innovation, excellent quality, short lead time and high volume production capability.

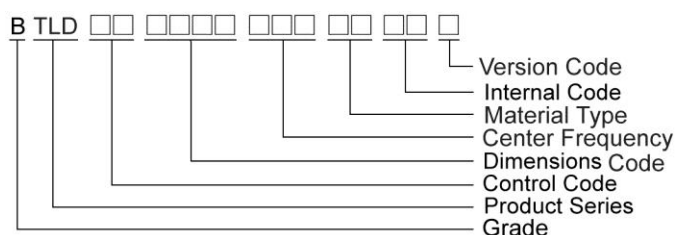
Features

- RoHS, Halogen Free and REACH Compliance
- Miniaturized.
- Low insertion loss, high attenuation.
- Eliminate noise over a wide frequency range. Idea for high frequency and space limited designs.

Applications

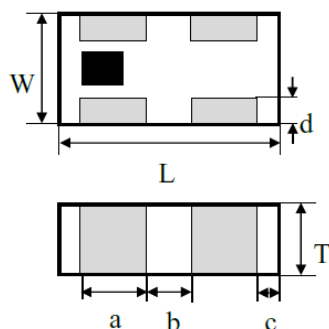
- WLAN ,Home RF, Bluetooth Module, WiFi 6E, etc.

Product Identification

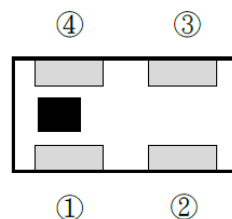


Shapes and Dimensions

FIG 1

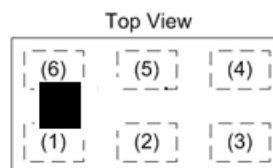
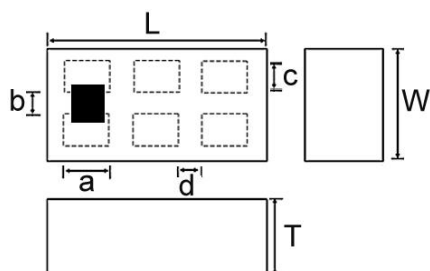


Terminal Configuration



- ① Common ② GND ③ High Band ④ Low Band

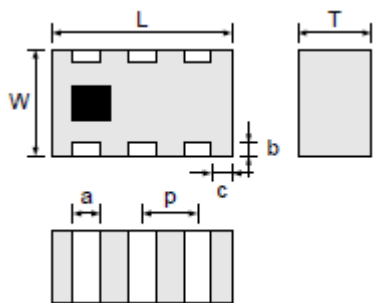
FIG 2



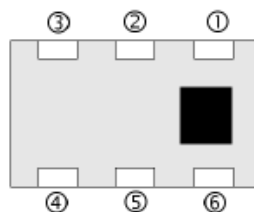
- ① ③ ⑤ GND ② Common ④ Low Freq. ⑥ High Freq.

Shapes and Dimensions

FIG 3

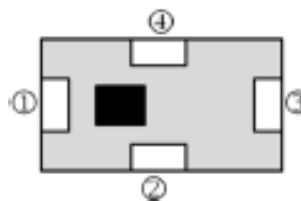
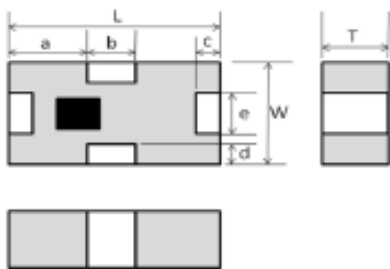


Terminal Configuration



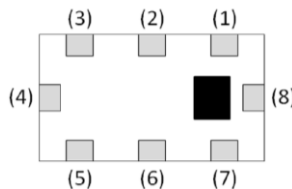
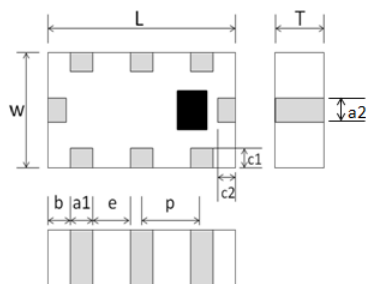
Type	Port			GND
	High Freq.	Low Freq.	Common	
BTLD0016080G9S3A10	④	⑥	②	①③⑤
BTLD0016082G4S1A70	①	③	⑤	②④⑥
BTLD0016082G4S3YE0	①	③	⑤	②④⑥
BTLD0016082G4S3YF0	③	①	⑤	②④⑥
BTLD0016082G4S3WF0	③	①	⑤	②④⑥
BTLD001608MKXSMA10	④	⑥	②	①③⑤
BTLD001608KLXJMA10	④	⑥	②	①③⑤
BTLD001608MKXSPA10	⑥	④	②	①③⑤
BTLD001608KLXJPA10	⑥	④	②	①③⑤
BTLD001608KLXKPA90	⑥	④	②	①③⑤
BTLD001608KLXKMA90	④	⑥	②	①③⑤
BTLD001608KLXKND60	①	③	⑤	②④⑥
BTLD001608KLXKQD60	③	①	⑤	②④⑥
BTLD0020122G4S1B50	⑥	④	②	①③⑤
BTLD0020122G4S1B60	④	⑥	②	①③⑤
BTLD0020122G4S1D20	①	③	⑤	②④⑥
BTLD0020122G4S3A70	④	⑥	②	①③⑤
BTLD0020122G4S3A80	⑥	④	②	①③⑤
BTLD0020122G4S3E80	⑥	④	②	①③⑤

FIG 4



① Low Freq. ② Common ③ High Freq. ④ GND

FIG 5

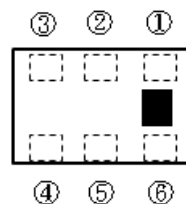
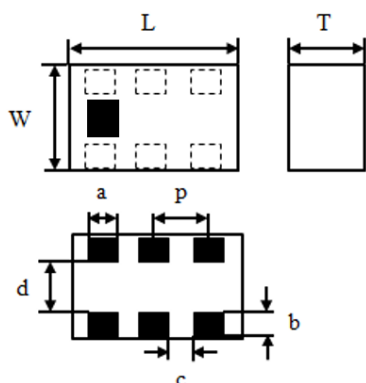


Type	Port			GND	NC
	High Freq.	Low Freq.	Common		
BTLD001608KLXKNA20	①	③	⑥	②⑤⑦	④⑧
BTLD001608KLXKQA20	③	①	⑥	②⑤⑦	④⑧
BTLD0020122G4S1A40	④	⑧	②	①③⑤⑥⑦	-

Shapes and Dimensions

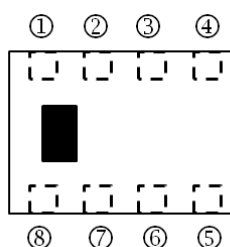
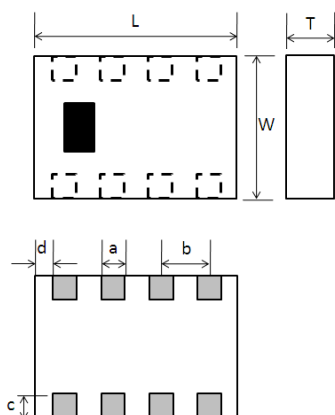
Terminal Configuration

FIG 6



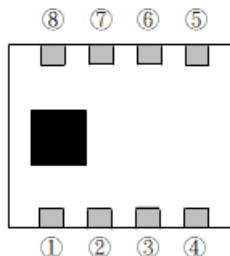
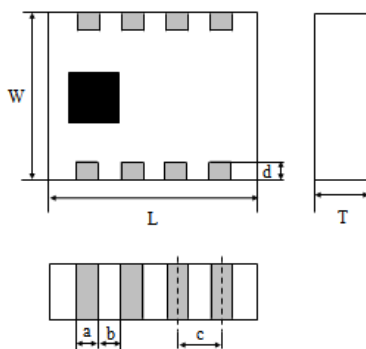
Type	Port			GND
	High Freq.	Low Freq.	Common	
BTLD002012DLXJVA10	①	③	⑤	②④⑥
BTLD002012JOXKSA10	④	⑥	②	①③⑤

FIG 7



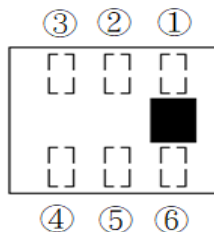
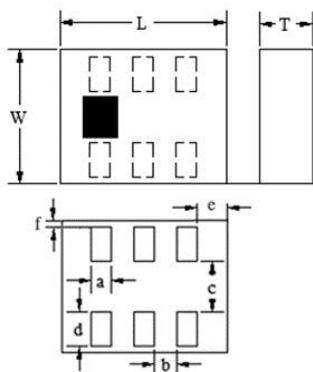
① TRXA ② ⑤ ⑥ ⑧ GND ③ RXG ④ TXG

FIG 8



① ② ④ ⑥ ⑦ GND ③ Common
⑤ High Bend ⑧ Low Bend

FIG 9

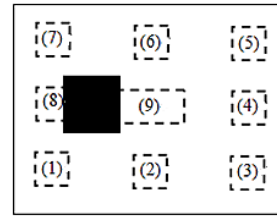
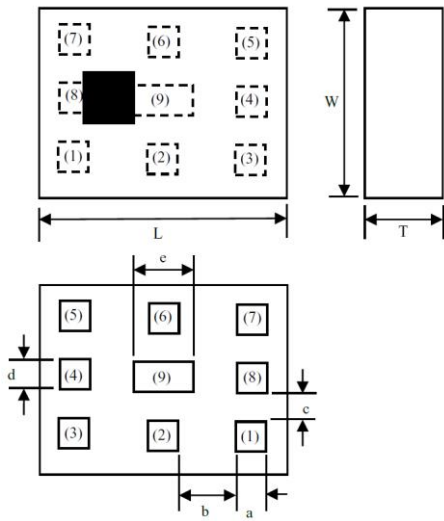


① High Frequency ② ④ ⑥ GND ③ Low Frequency ⑤ Common

Shapes and Dimensions

Terminal Configuration

FIG 10



① ③ ④ ⑥ ⑧ ⑨ GND ② Common ⑤ High Bend ⑦ Low Bend

Dimension in mm

TYPE	FIG	L	W	T	a	b	c	d
BTLTD001005KLXKMA10	1	1.0±0.1	0.5±0.1	0.33Max	0.3±0.1	0.2±0.1	0.1±0.1	0.55±0.1
BTLTD001608DFXJUA10	2	1.6±0.1	0.8±0.1	0.6±0.1	0.35±0.1	0.2±0.1	0.22±0.05	0.22±0.05
BTLTD0020152G4S3A10	7	2.0±0.1	1.5±0.1	0.65±0.1	0.25 ^{+0.1} _{-0.05}	0.5±0.05	0.25 ^{+0.1} _{-0.15}	0.125±0.1
BTLTD002520DHXKMA10	8	2.5±0.15	2.0±0.15	0.65Max	0.25±0.15	0.25±0.15	0.5±0.15	0.2±0.15
BTLTD002520DHXKMB10	8	2.5±0.15	2.0±0.15	0.65Max	0.25±0.15	0.25±0.15	0.5±0.15	0.2±0.15
TYPE	FIG	L	W	T	a	b	c	p
BTLTD0016080G9S3A10	3	1.6±0.15	0.8±0.1	0.6±0.1	0.3±0.1	0.3 ^{+0.1} _{-0.2}	0.1±0.1	0.55±0.1
BTLTD0016082G4S1A70	3	1.6±0.15	0.8±0.1	0.6±0.1	0.3±0.1	0.3 ^{+0.1} _{-0.2}	0.1±0.1	0.55±0.1
BTLTD0016082G4S3C00	3	1.6±0.15	0.8±0.1	0.5±0.1	0.3±0.1	0.3 ^{+0.1} _{-0.2}	0.1±0.1	0.55±0.1
BTLTD0016082G4S3YE0	3	1.6±0.15	0.8±0.1	0.5±0.1	0.3±0.1	0.3 ^{+0.1} _{-0.2}	0.1±0.1	0.55±0.1
BTLTD0016082G4S3YF0	3	1.6±0.15	0.8±0.1	0.5±0.1	0.3±0.1	0.3 ^{+0.1} _{-0.2}	0.1±0.1	0.55±0.1
BTLTD0016082G4S3WF0	3	1.6±0.15	0.8±0.1	0.5±0.1	0.3±0.1	0.3 ^{+0.1} _{-0.2}	0.1±0.1	0.55±0.1
BTLTD001608MKXSMA10	3	1.6±0.15	0.8±0.1	0.6±0.1	0.2±0.1	0.15±0.1	0.2±0.15	0.5±0.05
BTLTD001608MKXSPA10	3	1.6±0.15	0.8±0.1	0.6±0.1	0.2±0.1	0.15±0.1	0.2±0.15	0.5±0.05
BTLTD001608KLXJMA10	3	1.6±0.15	0.8±0.1	0.6±0.1	0.2±0.1	0.15±0.1	0.2±0.15	0.5±0.05
BTLTD001608KLXJPA10	3	1.6±0.15	0.8±0.1	0.6±0.1	0.2±0.1	0.15±0.1	0.2±0.15	0.5±0.05
BTLTD001608KLXKPA90	3	1.6±0.15	0.8±0.1	0.6±0.1	0.2±0.1	0.15±0.1	0.2±0.1	0.5±0.05
BTLTD001608KLXKMA90	3	1.6±0.15	0.8±0.1	0.6±0.1	0.2±0.1	0.15±0.1	0.2±0.1	0.5±0.05
BTLTD001608KLXKND60	3	1.6±0.15	0.8±0.1	0.7±0.1	0.2±0.1	0.15±0.1	0.2±0.15	0.5±0.05
BTLTD001608KLXKQD60	3	1.6±0.15	0.8±0.1	0.7±0.1	0.2±0.1	0.15±0.1	0.2±0.15	0.5±0.05
BTLTD0020120G9S3A10	3	2.0±0.15	1.25±0.1	0.9±0.1	0.3±0.15	0.2±0.1	0.2±0.15	0.65±0.15
BTLTD0020122G4S1B50	3	2.0±0.15	1.25±0.15	0.5±0.1	0.3±0.2	0.3±0.2	0.2±0.2	0.65±0.2
BTLTD0020122G4S1B60	3	2.0±0.15	1.25±0.15	0.5±0.1	0.3±0.2	0.3±0.2	0.2±0.2	0.65±0.2
BTLTD0020122G4S1D20	3	2.0±0.15	1.25±0.15	0.95±0.1	0.3 ^{+0.1} _{-0.15}	0.3 ^{+0.1} _{-0.2}	0.2±0.2	0.65±0.2
BTLTD0020122G4S3A70	3	2.0±0.15	1.25±0.15	0.5±0.1	0.3±0.2	0.3±0.2	0.2±0.2	0.65±0.2
BTLTD0020122G4S3A80	3	2.0±0.15	1.25±0.15	0.5±0.1	0.3±0.2	0.3±0.2	0.2±0.2	0.65±0.2
BTLTD0020122G4S3E80	3	2.0±0.15	1.25±0.15	0.5±0.1	0.3±0.2	0.3±0.2	0.2±0.2	0.65±0.2

Low Temperature Cofired Ceramic - BTLD Series

Dimension in mm

TYPE	FIG	L	W	T	a	b	c	d	e		
BTLD0016082G4S3AL0	4	1.6±0.15	0.8 ^{+0.2} _{-0.1}	0.6 ^{+0.05} _{-0.1}	0.65±0.15	0.3 ^{+0.1} _{-0.15}	0.15±0.1	0.15±0.1	0.3 ^{+0.1} _{-0.15}		
BTLD002520J0XKSA10	10	2.5±0.15	2±0.15	0.65Max	0.4±0.1	0.55±0.1	0.3±0.1	0.4±0.1	0.9±0.15		
TYPE	FIG	L	W	T	a	b	c	d	p		
BTLD002012DLXJVA10	6	2.0±0.1	1.25±0.1	0.9±0.1	0.35±0.1	0.275±0.1	0.3±0.1	0.6±0.1	0.65±0.05		
BTLD002012J0XKSA10	6	2.0±0.1	1.25±0.1	0.6Max	0.35±0.1	0.275±0.1	0.3±0.1	0.6±0.1	0.65±0.1		
TYPE	FIG	L	W	T	a	b	c	d	e	f	
BTLD002520EIXSTA10	9	2.5±0.1	2±0.1	0.8±0.1	0.3±0.1	0.35±0.1	0.75±0.1	0.525±0.1	0.45±0.1	0.1±0.1	
TYPE	FIG	L	W	T	a1	a2	b	c1	c2	e	p
BTLD001608KLXKNA20	5	1.6±0.1	0.8±0.1	0.7Max	0.2±0.1	0.2±0.1	0.2±0.15	0.15±0.1	0.15±0.1	0.3±0.1	0.5±0.05
BTLD001608KLXKQA20	5	1.6±0.1	0.8±0.1	0.7Max	0.2±0.1	0.2±0.1	0.2±0.15	0.15±0.1	0.15±0.1	0.3±0.1	0.5±0.05
BTLD0020122G4S1A30	5	2.0±0.15	1.25±0.1	0.95±0.1	0.3 ^{+0.1} _{-0.15}	0.3 ^{+0.1} _{-0.15}	0.2±0.15	0.3 ^{+0.1} _{-0.2}	0.3 ^{+0.1} _{-0.2}	0.35±0.1	0.65±0.2
BTLD0020122G4S1A40	5	2.0±0.15	1.25±0.1	0.95±0.1	0.3 ^{+0.1} _{-0.15}	0.3 ^{+0.1} _{-0.15}	0.2±0.15	0.3 ^{+0.1} _{-0.2}	0.3 ^{+0.1} _{-0.2}	0.35±0.1	0.65±0.2

Low Temperature Cofired Ceramic - BTLD Series

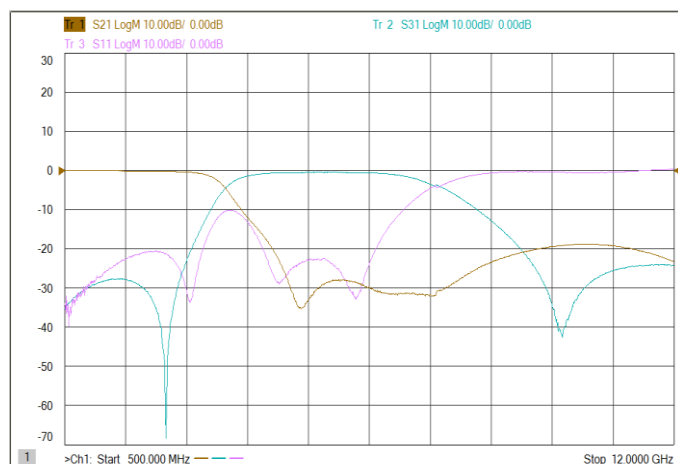
Electrical Characteristics

Part Number	Pass Band (MHz)	Insertion Loss (dB)Max		Return Loss (dB)Min	Attenuation	Application
		25°C	-40~85°C			
BTLD001005KLXKMA10	2400~2500	25°C	0.5	12(20Typ)	23dB Min./ 27.8dB Typ. @ 4800~6000 MHz	WiFi
		-40~85°C	0.6		23dB Min./ 27.2dB Typ. @ 7200~7500 MHz	
	4900~5950	25°C	0.8	10(18.5Typ)	25dB Min./ 27.5dB Typ. @ 30~2400 MHz	
		-40~85°C	1		32dB Min./ 38.8dB Typ. @ 2400~2500 MHz 23dB Min./ 27.1dB Typ. @ 2500~2690 MHz 20dB Min./ 25dB Typ. @ 9800~11900 MHz	

- Operating temperature range -40°C ~ 85°C

Test Instruments : Agilent E5071C Network Analyzer

BTLD001005KLXKMA10



Please be sure to request approval specifications that provide further details of the products. Kindly note that the content of these specifications are subject to change or may be discontinued without prior notice. This product may not be designed/used in medical or high risk applications without Chilisin approval. Please contact our sales department before ordering.

Low Temperature Cofired Ceramic - BTLD Series

Electrical Characteristics

Part Number	Pass Band (MHz)	Insertion Loss (dB)Max	Return Loss (dB)Min	Attenuation	Application
BTLD001608DFXJUA10	698~960	0.9(0.75Typ)	10(18.5Typ)	25dB Min./ 30dB Typ. @ 1710~2700 MHz	GPS WCDMA LTE
	1710~2700	0.8(0.65Typ)	10(17Typ)	20dB Min./ 26.5dB Typ. @ 698~960 MHz 20dB Min./ 22dB Typ. @ 5150~5850 MHz	
BTLD0016080G9S3A10	704~960	0.5	14	15dB Min. @ 1710~2170 MHz 10dB Min. @ 2170~2690 MHz	LTE
	1710~1800	0.7	11.8	20dB Min. @ 704~960 MHz	
	1800~1990	0.6			
	1990~2170	0.55			
	2170~2690	1.4	6.5		
BTLD0016082G4S1A70	2400~2500	0.6	10	20dB Min. @ 4800~6000 MHz 20dB Min. @ 7200~7500 MHz	WLAN
	5100~5900	1.4	10	35dB Min. @ 2400~2500 MHz 18dB Min. @ 3300~3900 MHz 12dB Min. @ 9800~11900 MHz	
BTLD0016082G4S3AL0	2400~2500	0.4	12.74	20dB Min. @ 4900~5850 MHz	WLAN
	4900~5850	0.6	10.16	20dB Min. @ 2400~2500 MHz	
BTLD0016082G4S3YE0	2400~2500	0.45	12.74	21dB Min. @ 4800~5000 MHz 23dB Min. @ 5000~6000 MHz 25dB Min. @ 7200~7500 MHz	WLAN
	4900~5950	0.75	11.73	27dB Min. @ 824~2170 MHz 32dB Min. @ 2400~2500 MHz 23dB Min. @ 9800~11900 MHz	
BTLD0016082G4S3YF0	2400~2500	0.45	12.74	21dB Min. @ 4800~5000 MHz 23dB Min. @ 5000~6000 MHz 25dB Min. @ 7200~7500 MHz	WLAN
	4900~5950	0.75	11.73	27dB Min. @ 824~2170 MHz 32dB Min. @ 2400~2500 MHz 23dB Min. @ 9800~11900 MHz	

- Operating temperature range -40°C ~85°C

Low Temperature Cofired Ceramic - BTLD Series

Electrical Characteristics

Part Number	Pass Band (MHz)	Insertion Loss (dB)Max	Return Loss (dB)Min	Attenuation	Application
BTLD001608KLXKPA90 BTLD001608KLXKMA90	2400~2500	0.6(0.51Typ)	12(19Typ)	2dB Min./ 4.7dB Typ. @ 3300~4800 MHz 33dB Min./ 33.6dB Typ. @ 4800~5000 MHz 28dB Min./ 37dB Typ. @ 5170~7125 MHz 30dB Min./ 43.8dB Typ. @ 7200~7500 MHz 24dB Min./ 28.8dB Typ. @ 9600~10000 MHz 17dB Min./ 22.4dB Typ. @ 12000~12500 MHz	WiFi 6E
	5170~7125	0.9(0.74Typ)	10(15.8Typ)	35dB Min./ TBDdB Typ. @ 70~108 MHz 35dB Min./ 41dB Typ. @ 700~915 MHz 35dB Min./ 41.4dB Typ. @ 915~960 MHz 35dB Min./ 44.8dB Typ. @ 1425~1470 MHz 35dB Min./ 44.9dB Typ. @ 1470~1557 MHz 35dB Min./ 46.9dB Typ. @ 1557~1607 MHz 35dB Min./ 53.7dB Typ. @ 1710~1785 MHz 35dB Min./ 69.6dB Typ. @ 1805~1850 MHz 35dB Min./ 54.5dB Typ. @ 1850~1910 MHz 35dB Min./ 47.6dB Typ. @ 1910~2020 MHz 30dB Min./ 40.8dB Typ. @ 2110~2200 MHz 26dB Min./ 35dB Typ. @ 2300~2400 MHz 25dB Min./ 32.5dB Typ. @ 2400~2500 MHz 20dB Min./ 28.9dB Typ. @ 2500~2690 MHz 10dB Min./ 20.1dB Typ. @ 3400~3800 MHz 25dB Min./ 27.3dB Typ. @ 10340~14250 MHz 20dB Min./ 25.2dB Typ. @ 15510~19500 MHz TBDdB Min./ Typ. @ 19500~21375 MHz	

- Operating temperature range $-40^{\circ}\text{C} \sim 85^{\circ}\text{C}$

Low Temperature Cofired Ceramic - BTLD Series

Electrical Characteristics

Part Number	Pass Band (MHz)	Insertion Loss (dB) Max(Typ)	Return Loss (dB) Min(Typ)	Isolation (dB) Min(Typ)	Attenuation	Application
BTLD0016082G4S3WF0	2400~2500	0.5	10	30	21dB Min. @ 4800~5000 MHz 23dB Min. @ 5000~6000 MHz 25dB Min. @ 7200~7500 MHz	WLAN
	4900~5950	0.75	10	20	26dB Min. @ 824~1990 MHz 30dB Min. @ 2170~2500 MHz 10dB Min. @ 8100~8800 MHz 15dB Min. @ 8820~9800 MHz 23dB Min. @ 9800~11900 MHz	
BTLD001608KLXKNA20 BTLD001608KLXKQA20	2400~2500 4900~5950	25°C 0.35(0.3) -40~85°C 0.45(0.3) 25°C 0.50(0.4) -40~85°C 0.60(0.4)	10.88	-	20dB Min./ 26dB Typ. @ 4800~5000 MHz 22dB Min./ 25.5dB Typ. @ 5000~5950 MHz 20dB Min./ 26dB Typ. @ 7200~7500 MHz 26dB Min./ 27dB Typ. @ 824~2170 MHz 30dB Min./ 40dB Typ. @ 2400~2500 MHz 25dB Min./ 27.5dB Typ. @ 9800~11900 MHz 15dB Min./ 25dB Typ. @ 15000~18000 MHz	WLAN
BTLD001608MKXSMA10 BTLD001608MKXSPA10	1550~1580 1594~1610 2400~2500 4900~6000	0.6 0.7 0.7 0.6	10	20 12	12dB Min. @ 2400~2500 MHz 12dB Min. @ 4900~6000 MHz 20dB Min. @ 1550~1610 MHz	GPS/WLAN
BTLD001608KLXJPA10 BTLD001608KLXJMA10	2400~2500 4900~5950	25°C 0.6 -40~105°C 0.8 25°C 0.78 -40~105°C 0.98	10(24.1) 10(15.2)	38(43.3) 38(39.3)	30dB Min./ 37.2dB Typ. @ 4800~5000 MHz 30dB Min./ 38.1dB Typ. @ 5000~5950 MHz 30dB Min./ 38.3dB Typ. @ 7200~7500 MHz 26dB Min./ 31.9dB Typ. @ 824~2170 MHz 30dB Min./ 43.2dB Typ. @ 2400~2500 MHz 25dB Min./ 28.8dB Typ. @ 9800~11900 MHz 15dB Min./ 18.5dB Typ. @ 14700~17850 MHz	WLAN
BTLD001608KLXKND60	2400~2500	25°C 0.85(0.74) -40~105°C 0.95	13(18.8)	40(43)	9dB Min./ 11.5dB Typ. @ 100~1000 MHz 30dB Min./ 34dB Typ. @ 4800~7125 MHz 30dB Min./ 33.5dB Typ. @ 7200~7500 MHz 20dB Min./ 34dB Typ. @ 7500~12000 MHz	WiFi 6E
	5170~5875	25°C 1.05(0.78) -40~105°C 1.25	11(15.4)	25(32.5)	35dB Min./ 42.5dB Typ. @ 100~1000 MHz 30dB Min./ 35.5dB Typ. @ 1000~2400 MHz 40dB Min./ 42.5dB Typ. @ 2400~2500 MHz 10dB Min./ 13.5dB Typ. @ 2500~3500 MHz 25dB Min./ 28.5dB Typ. @ 10340~14250 MHz 25dB Min./ 38.5dB Typ. @ 15510~17625 MHz TBDdB Min./ Typ. @ 17625~21375 MHz	
	5875~7125	25°C 1.05(0.76) -40~105°C 1.25				
BTLD001608KLXKQD60	2400~2500	TBD(0.75)	10(18.8)	TBD(42)	TBDdB Min./ 11.5dB Typ. @ 100~1000 MHz TBDdB Min./ 34dB Typ. @ 4800~7125 MHz TBDdB Min./ 33.5dB Typ. @ 7200~7500 MHz TBDdB Min./ 34dB Typ. @ 7500~12000 MHz	WiFi 6E
	5170~5875	TBD(0.78)	10(15.4)	TBD(32.5)	TBDdB Min./ 42.5dB Typ. @ 100~1000 MHz TBDdB Min./ 35.5dB Typ. @ 1000~2400 MHz TBDdB Min./ 41.5dB Typ. @ 2400~2500 MHz TBDdB Min./ 13dB Typ. @ 2500~3500 MHz TBDdB Min./ 28.5dB Typ. @ 10340~14250 MHz TBDdB Min./ 38.5dB Typ. @ 15510~17625 MHz TBDdB Min./ Typ. @ 17625~21375 MHz	
	5875~7125	TBD(0.76)				

- Operating temperature range -40°C~85°C

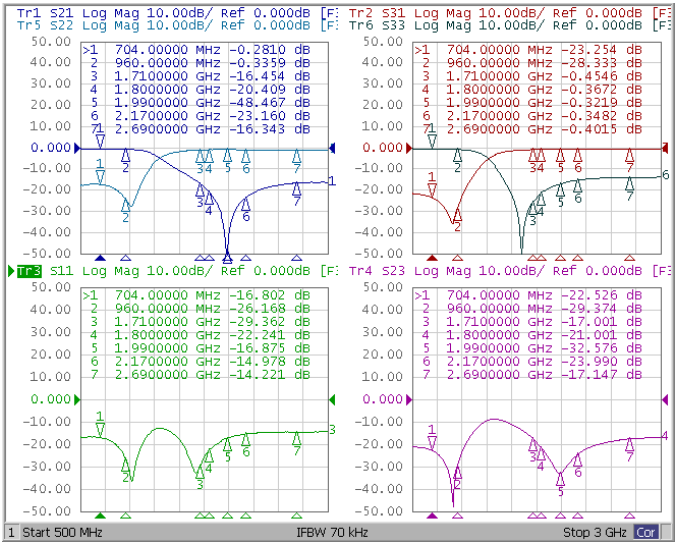
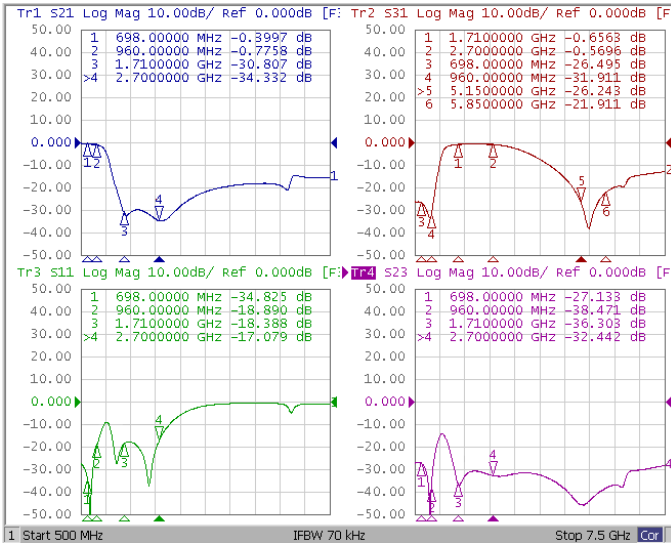
Please be sure to request approval specifications that provide further details of the products. Kindly note that the content of these specifications are subject to change or may be discontinued without prior notice. This product may not be designed/used in medical or high risk applications without Chilisin approval. Please contact our sales department before ordering.

Low Temperature Cofired Ceramic - BTLD Series

Test Instruments : Agilent E5071C Network Analyzer

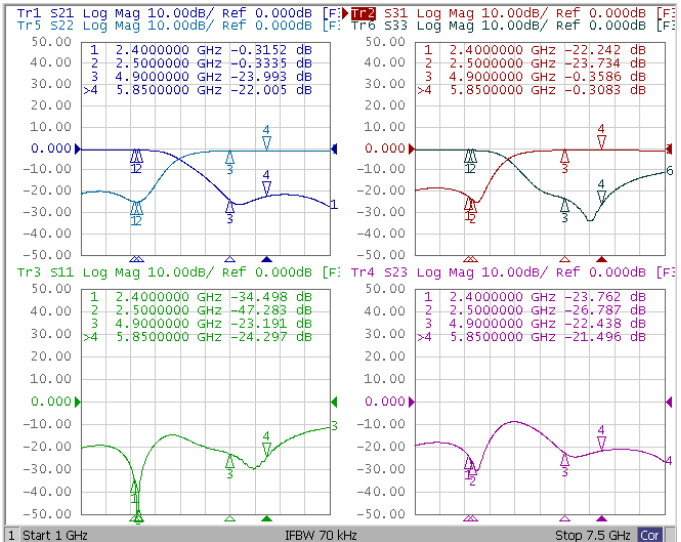
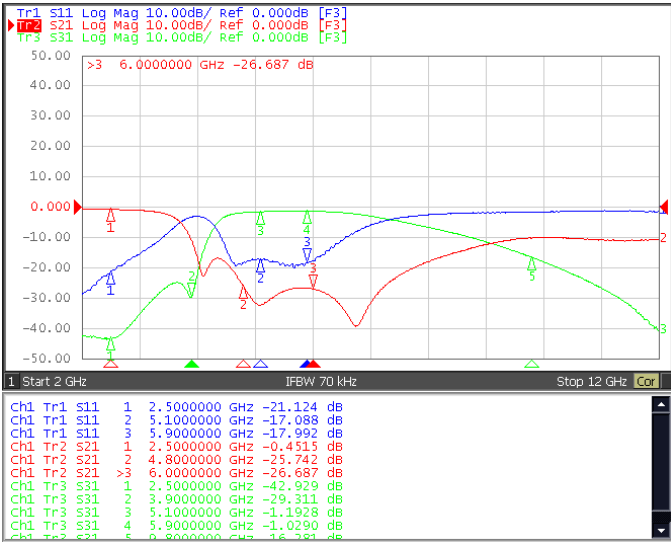
BTLD001608DFXJUA10

BTLD0016080G9S3A10



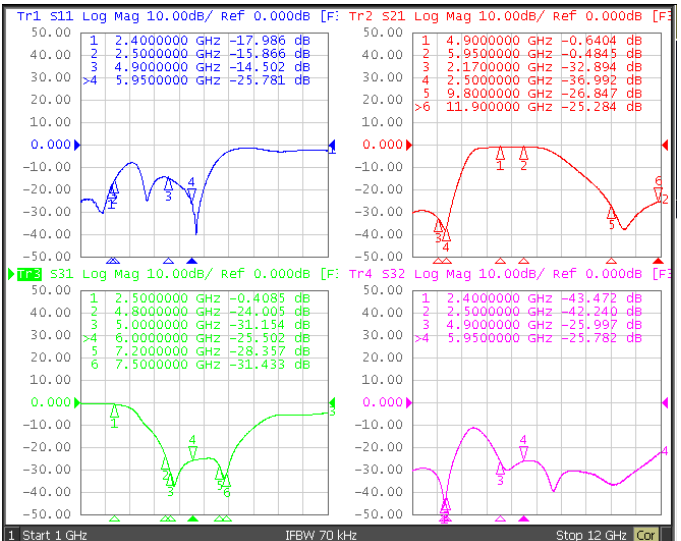
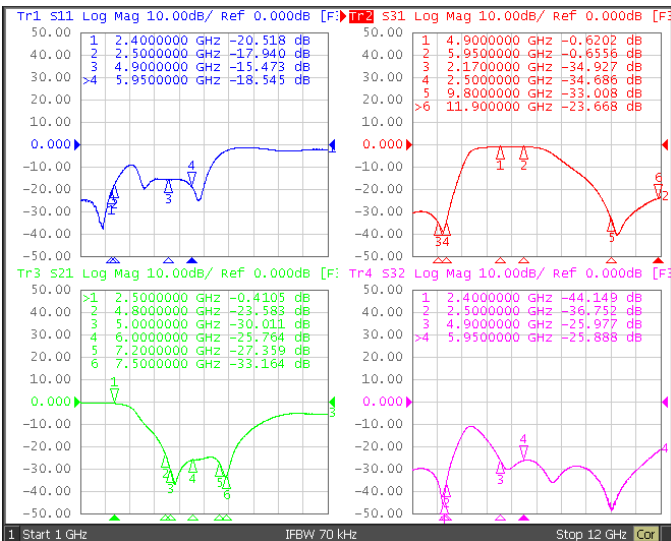
BTLD0016082G4S1A70

BTLD0016082G4S3AL0



BTLD0016082G4S3YE0

BTLD0016082G4S3YF0



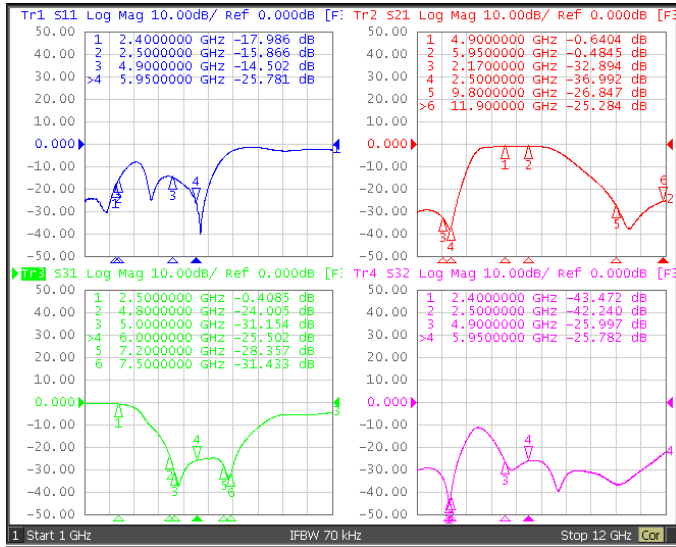
Please be sure to request approval specifications that provide further details of the products. Kindly note that the content of these specifications are subject to change or may be discontinued without prior notice. This product may not be designed/used in medical or high risk applications without Chilsin approval. Please contact our sales department before ordering.



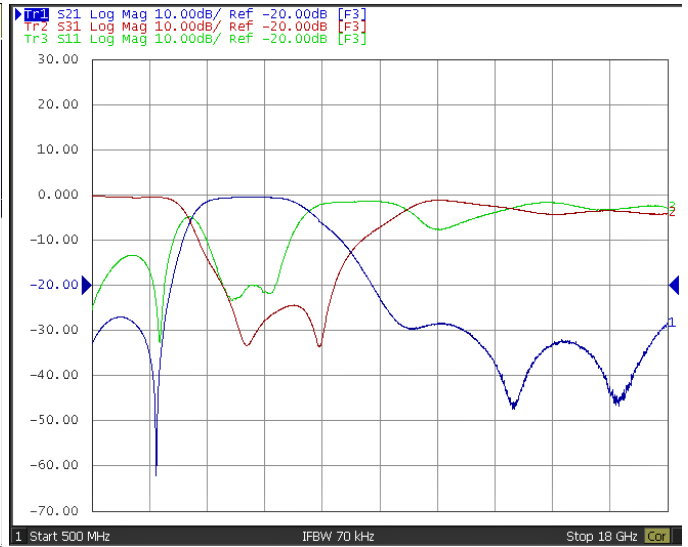
Low Temperature Cofired Ceramic - BTLD Series

Test Instruments : Agilent E5071C Network Analyzer

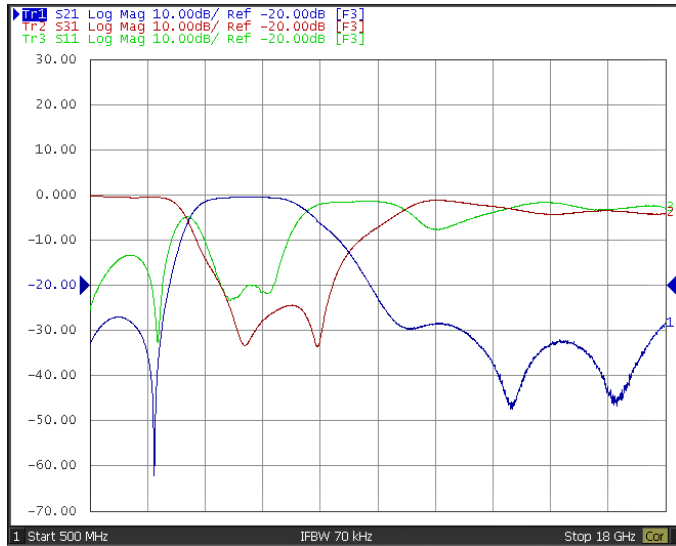
BTLD0016082G4S3WF0



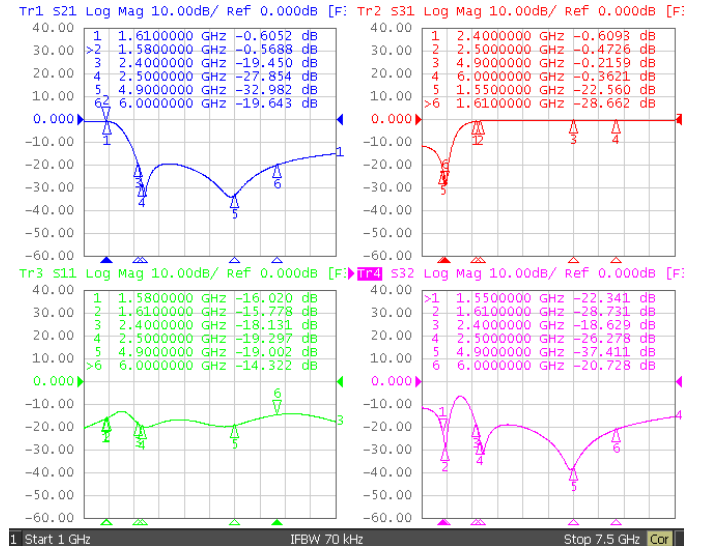
BTLD001608KLXKNA20



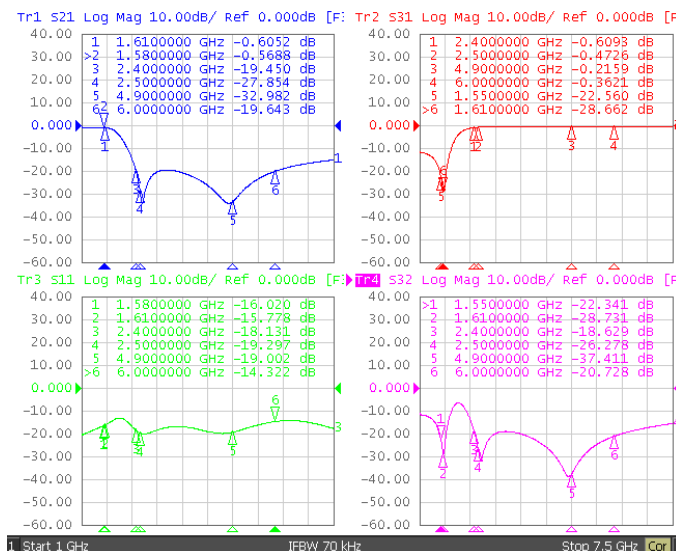
BTLD001608KLXKQA20



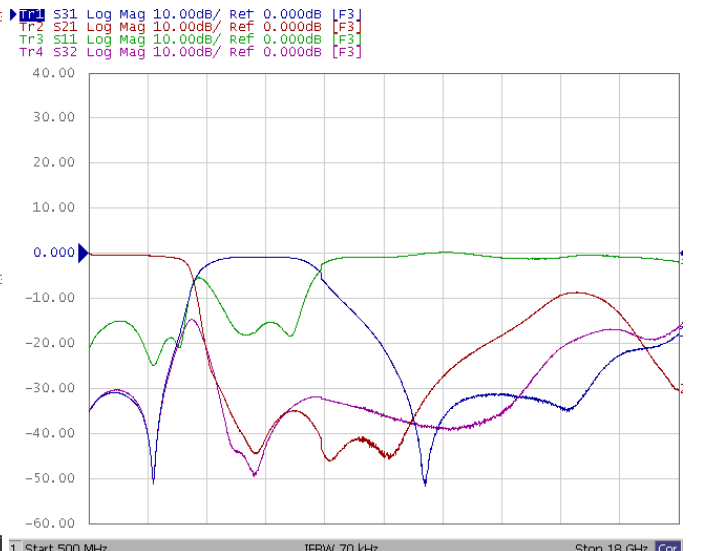
BTLD001608MKXSMA10



BTLD001608MKXSPA10



BTLD001608KLXIPA10



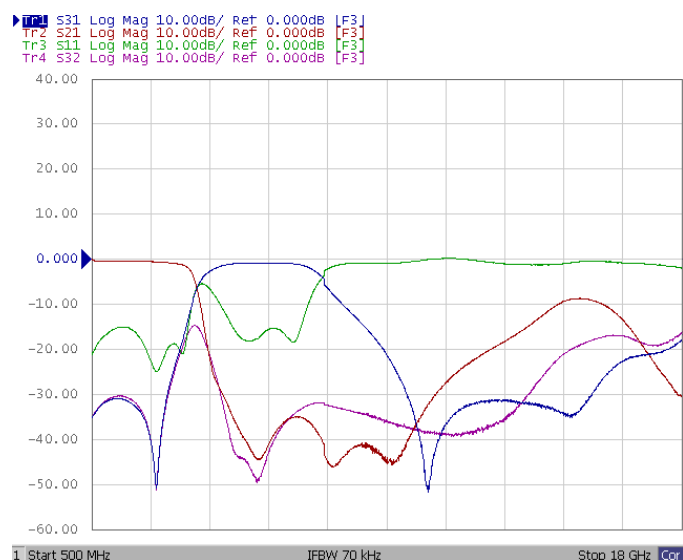
Please be sure to request approval specifications that provide further details of the products. Kindly note that the content of these specifications are subject to change or may be discontinued without prior notice. This product may not be designed/used in medical or high risk applications without Chilisin approval. Please contact our sales department before ordering.



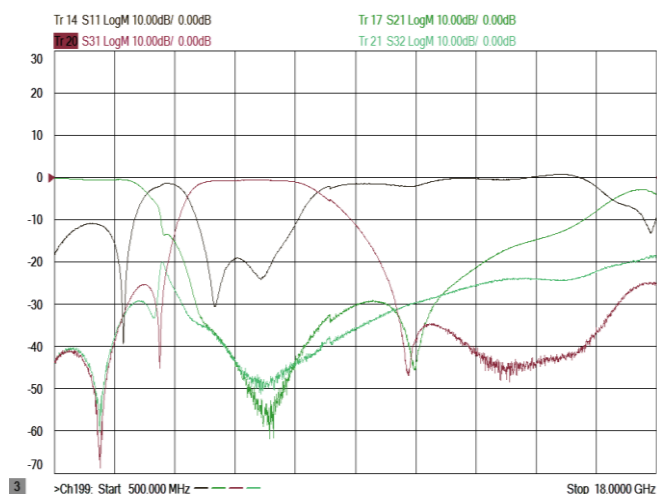
Low Temperature Cofired Ceramic - BTLD Series

Test Instruments : Agilent E5071C Network Analyzer

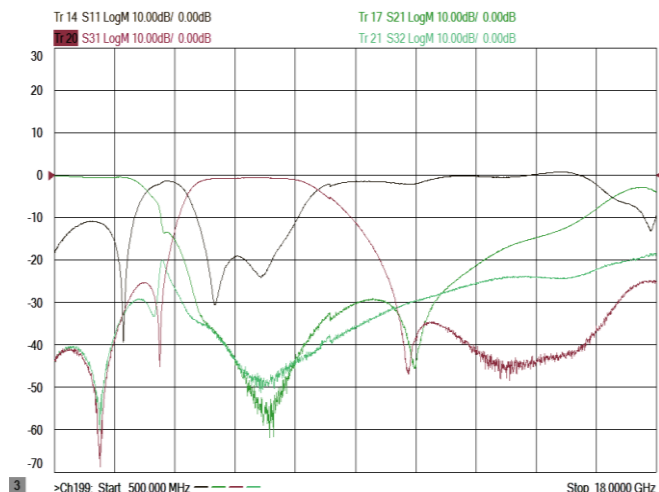
BTLD001608KLXJMA10



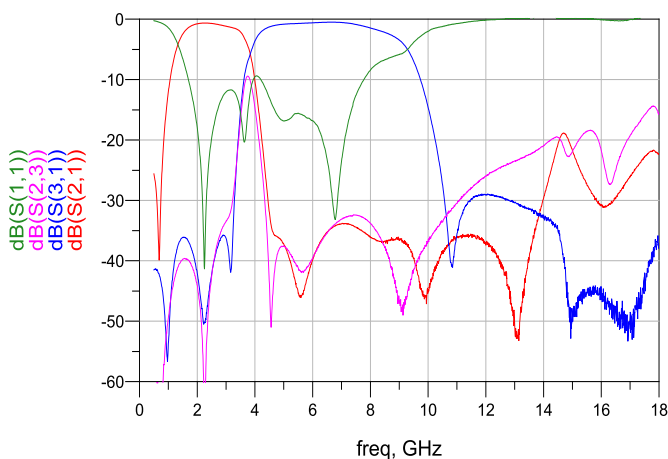
BTLD001608KLXKPA90



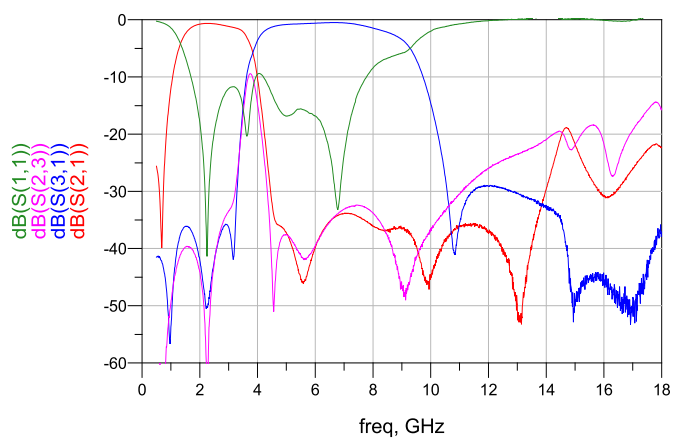
BTLD001608KLXKMA90



BTLD001608KLXKND60



BTLD001608KLXKQD60



Please be sure to request approval specifications that provide further details of the products. Kindly note that the content of these specifications are subject to change or may be discontinued without prior notice. This product may not be designed/used in medical or high risk applications without Chilsin approval. Please contact our sales department before ordering.

Low Temperature Cofired Ceramic - BTLD Series

Electrical Characteristics

Part Number	Pass Band (MHz)	Insertion Loss (dB)Max	Return Loss (dB)Min	Attenuation	Isolation (dB)Min	Application
BTLD002012DLXJVA10	699~960	0.9	10	25dB Min. @ 1427~1511 MHz 30dB Min. @ 1559~1610 MHz 35dB Min. @ 1805~2170 MHz 30dB Min. @ 2400~2700 MHz 20dB Min. @ 3400~3800 MHz 20dB Min. @ 5150~5850 MHz	25	GSM WCDMA LTE
	1427~2200	0.9	10	25dB Min. @ 699~960 MHz	25	
	3400~3800	0.7	10		-	
	5150~5925	0.9	10		-	
BTLD002012JOKKSA10	617~960	0.35(0.2Typ)	12(17.5Typ)	17dB Min./ 20dB Typ. @ 3300~3400 MHz 23dB Min./ 26dB Typ. @ 3400~4200 MHz 23dB Min./ 26.9dB Typ. @ 4400~5000 MHz 28dB Min./ 33.2dB Typ. @ 5150~5925 MHz	30	GSM WCDMA LTE NR WiFi
	1427~1511	0.45(0.3Typ)			30	
	1710~2170	0.55(0.45Typ)			23	
	2300~2496	0.75(0.6Typ)				
	2496~2690	0.95(0.75Typ)	12(19Typ)	30dB Min./ 36.8dB Typ. @ 617~960 MHz 30dB Min./ 35.5dB Typ. @ 1427~1511 MHz 25dB Min./ 27.3dB Typ. @ 1710~2170 MHz 22dB Min./ 27dB Typ. @ 2170~2690 MHz 22dB Min./ 27dB Typ. @ 2170~2690 MHz 10dB Min./ 23.5dB Typ. @ 1.545~1.7775 GHz	18	
	3300~3400	1.4(1.15Typ)			23	
	3400~4200	1.1(0.95Typ)			23	
	4400~5000	0.7(0.5Typ)			28	
BTLD0020122G4S1A40	2400~2500	0.7	11.73	20dB Min. @ 4800~6000 MHz	-	WLAN
	4900~5850	0.9	10.88	20dB Min. @ 2400~2500 MHz		
BTLD0020122G4S1B50	2400~2500	25°C	10	20dB Min. @ 4800~5000 MHz	-	WLAN
		-40~85°C		0.65		
	4900~5950	25°C	10	20dB Min. @ 2400~2500 MHz		
		-40~85°C		1.15		
BTLD0020122G4S1B60	2400~2500	25°C	10	20dB Min. @ 4800~5000 MHz	-	WLAN
		-40~85°C		0.7		
	4900~5950	25°C	10	20dB Min. @ 1800~2500 MHz		
		-40~85°C		1.2		
BTLD0020122G4S1D20	2400~2500	0.7	10	20dB Min. @ 4800~6000 MHz 15dB Min. @ 7200~7500 MHz	-	WLAN
	4900~5950	1	10	20dB Min. @ 1800~2500 MHz 25dB Min. @ 9800~11900 MHz 15dB ref. @ 14700~17850 MHz		

- Operating temperature range -40°C ~85°C

Low Temperature Cofired Ceramic - BTLD Series

Electrical Characteristics

Part Number	Pass Band (MHz)	Insertion Loss (dB)Max	Return Loss (dB)Min	Attenuation	Isolation (dB)Min	Application
BTLD0020122G4S3A70	2400~2500	0.5	10	20dB Min. @ 4800~6000 MHz 22dB Min. @ 7200~7500 MHz	-	WLAN
	4900~5950	0.65	10	22dB Min. @ 824~915 MHz 22dB Min. @ 1800~2500 MHz 15dB Min. @ 9800~11900 MHz		
BTLD0020122G4S3A80	2400~2500	0.5	10	20dB Min. @ 4800~6000 MHz 22dB Min. @ 7200~7500 MHz	-	WLAN
	4900~5950	0.65	10	22dB Min. @ 824~915 MHz 22dB Min. @ 1800~2500 MHz 15dB Min. @ 9800~11900 MHz		
BTLD0020122G4S3E80	2400~2500	0.5	10	20dB Min. @ 4800~6000 MHz 22dB Min. @ 7200~7500 MHz	-	WLAN
	4900~5950	0.65	10	22dB Min. @ 824~915 MHz 25dB Min. @ 1800~2500 MHz 20dB Min. @ 9800~11900 MHz		

- Operating temperature range $-40^{\circ}\text{C} \sim 85^{\circ}\text{C}$

Electrical Characteristics

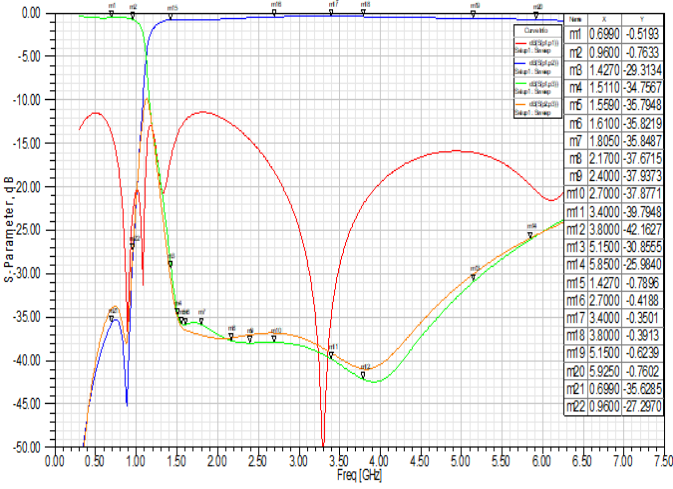
Part Number	Pass Band (MHz)	Impedance(Ω)		Insertion Loss (dB)Max	Return Loss (dB)Min	Attenuation	Isolation (dB)Min	Application
		ANT Port	RX/TX Port					
BTLD0020152G4S3A10	2400~2500	50	RX: Conj. match to MT7668	25 $^{\circ}\text{C}$ 2.2 105 $^{\circ}\text{C}$ 2.5	10	21dB Min. @ 4800~5000 MHz 23dB Min. @ 5000~5950 MHz 20dB Min. @ 7200~7500 MHz	30dB Min @ 4900~5950 MHz	WLAN/BT
	2400~2500	50	TX: Conj. match to MT7668	25 $^{\circ}\text{C}$ 1.5 105 $^{\circ}\text{C}$ 1.8	10	27dB Min. @ 4800~5000 MHz 23dB Min. @ 5000~5950 MHz 20dB Min. @ 7200~7500 MHz		
	4900~5950	50	50	25 $^{\circ}\text{C}$ 1.3 105 $^{\circ}\text{C}$ 1.6	10	30dB Min. @ 2400~2500 MHz 10dB Min. @ 8100~8800 MHz 15dB Min. @ 8820~9800 MHz 23dB Min. @ 9800~11900 MHz	25dB Min @ 2400~2500 MHz	

- Operating temperature range $-40^{\circ}\text{C} \sim 85^{\circ}\text{C}$

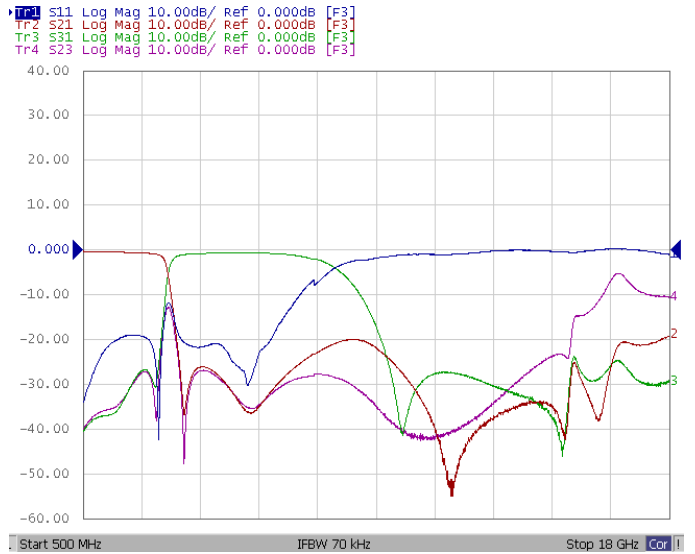
Low Temperature Cofired Ceramic - BTLD Series

Test Instruments : Agilent E5071C Network Analyzer

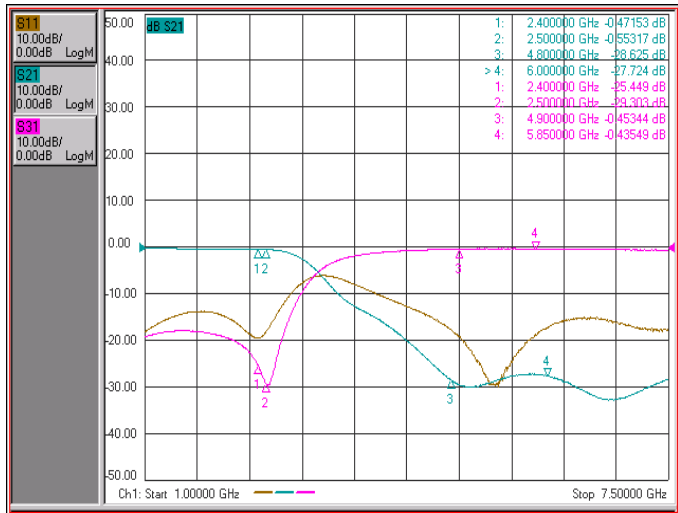
BTLD002012DLXJVA10



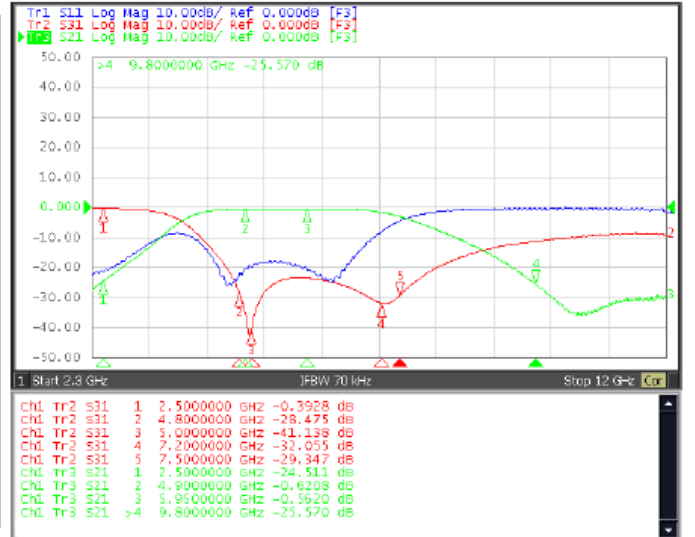
BTLD002012JOXKSA10



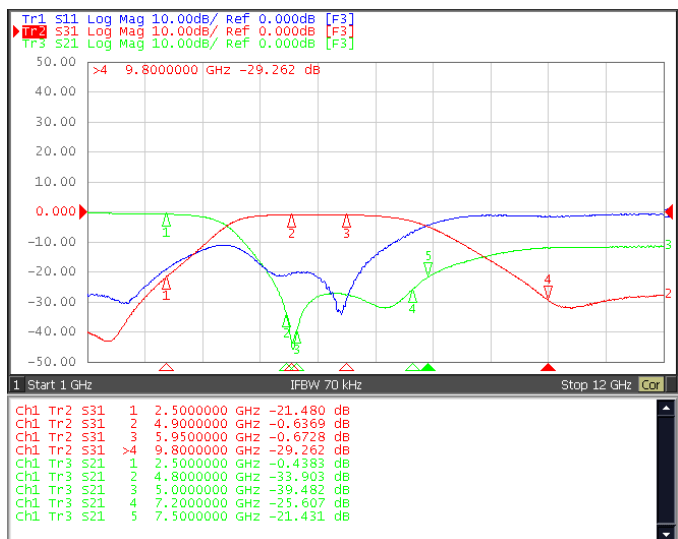
BTLD0020122G4S1A40



BTLD0020122G4S1B50



BTLD0020122G4S1B60



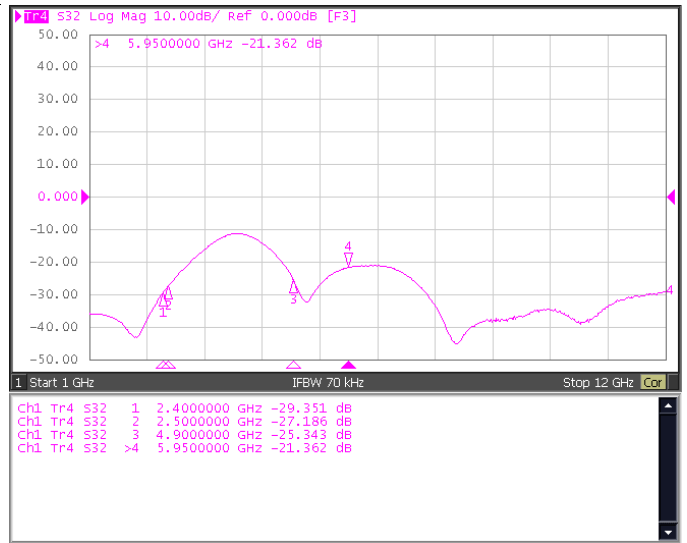
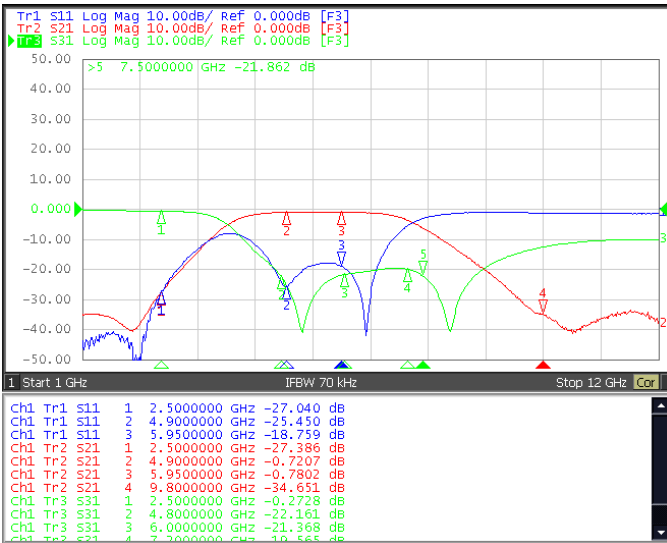
Please be sure to request approval specifications that provide further details of the products. Kindly note that the content of these specifications are subject to change or may be discontinued without prior notice. This product may not be designed/used in medical or high risk applications without Chilisin approval. Please contact our sales department before ordering.



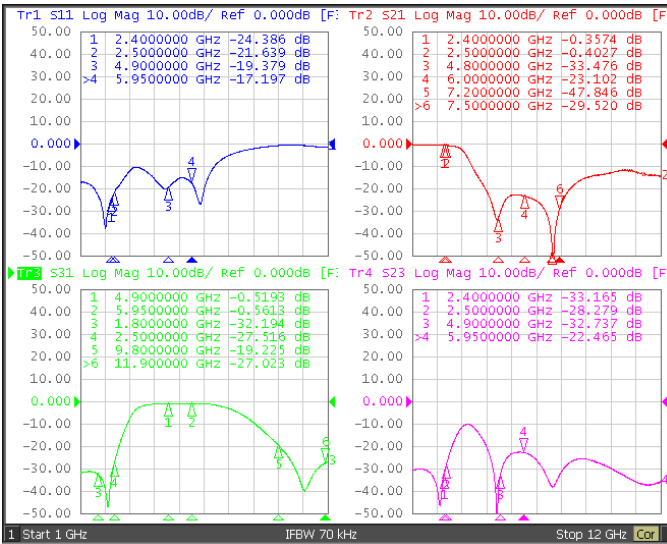
Low Temperature Cofired Ceramic - BTLD Series

Test Instruments : Agilent E5071C Network Analyzer

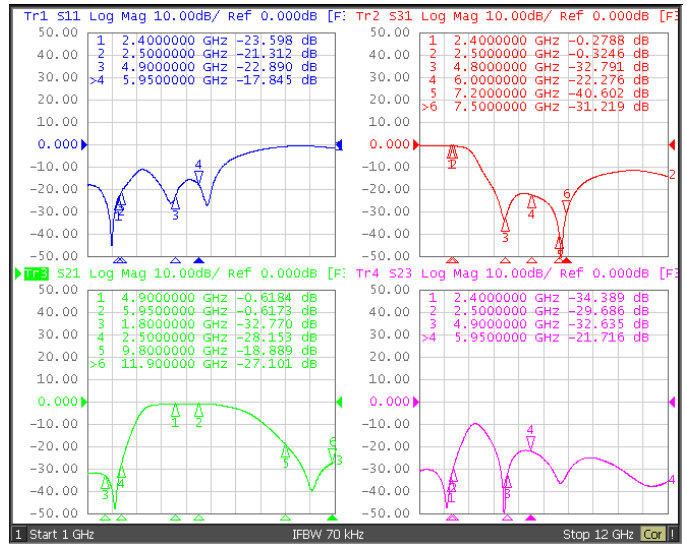
BTLD0020122G4S1D20



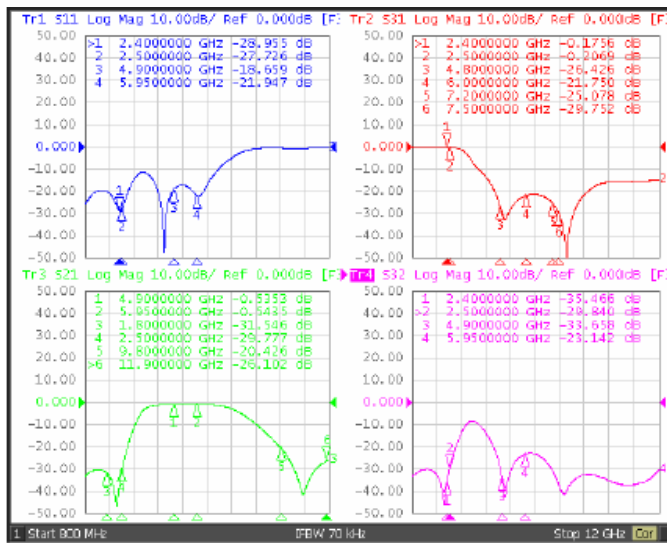
BTLD0020122G4S3A70




BTLD0020122G4S3A80



BTLD0020122G4S3E80



BTLD0020152G4S3A10



Please be sure to request approval specifications that provide further details of the products. Kindly note that the content of these specifications are subject to change or may be discontinued without prior notice. This product may not be designed/used in medical or high risk applications without Chilisin approval. Please contact our sales department before ordering.



Low Temperature Cofired Ceramic - BTLD Series

Electrical Characteristics

Part Number	Pass Band (MHz)	Insertion Loss (dB)Max		Return Loss (dB)Min	Attenuation	Isolation (dB)Min	Application	
		25°C	-40~85°C					
BTLD002520DHXKMA10 BTLD002520DHXKMB10	617~960	0.6	0.7	12(20Typ)	18dB Min./ 27dB Typ. @ 1427~1463 MHz	23	GSM/LTE WCDMA	
					23dB Min./ 30dB Typ. @ 1452~1496 MHz			
					23dB Min./ 30dB Typ. @ 1463~1496 MHz			
					23dB Min./ 30dB Typ. @ 1496~1511 MHz			
					20dB Min./ 25dB Typ. @ 1554~1605 MHz			
					20dB Min./ 24dB Typ. @ 1695~1710 MHz			
					20dB Min./ 24dB Typ. @ 1710~1850 MHz			
					20dB Min./ 24dB Typ. @ 1760~1850 MHz			
					20dB Min./ 24dB Typ. @ 1850~2108 MHz			
					23dB Min./ 27dB Typ. @ 2109~2200 MHz			
					25dB Min./ 30dB Typ. @ 2300~2400 MHz			
					25dB Min./ 31dB Typ. @ 2401~2496 MHz			
					25dB Min./ 33dB Typ. @ 2496~2586 MHz			
28dB Min./ 35dB Typ. @ 2620~2745 MHz								
30dB Min./ 39dB Typ. @ 3300~4200 MHz								
30dB Min./ 38dB Typ. @ 4400~5000 MHz								
20dB Min./ 25dB Typ. @ 5150~5925 MHz								
5dB Typ. @ 5925~12750 MHz								
	1452~1496	0.7	0.8	12(20Typ)	23dB Min./ 26dB Typ. @ 617~915 MHz	23		
	1710~1995	0.6	0.7		24dB Min./ 27dB Typ. @ 915~960 MHz			
					10dB Typ. @ 3300~3400 MHz			
	2010~2690	0.7	0.8		15dB Min./ 18dB Typ. @ 3400~3600 MHz			20
			15dB Min./ 18dB Typ. @ 3600~3800 MHz					
BTLD002520EIXSTA10	699~960	0.6	0.7	10(15.7Typ)	5dB Min./ 10.1dB Typ. @ 2300~2350 MHz 10dB Min./ 15.5dB Typ. @ 2350~2500 MHz 15dB Min./ 22.4dB Typ. @ 2500~2690 MHz	12	LTE/NR	
	960~1427	0.75	0.85			11		
	1427~1710	0.85	0.95			11		
	1710~1990	1	1.15			10		
	1990~2110	1.5	1.65			12		
	2110~2170	2.5	2.7			5		
	2300~2350	2.65	2.85	10(12.8Typ)	12dB Min./ 14.8dB Typ. @ 699~960 MHz	5		
	2350~2500	1.5	1.65		12dB Min./ 13.7dB Typ. @ 960~1427 MHz	10		
					12dB Min./ 13.7dB Typ. @ 1427~1710 MHz			
	2500~2690	0.7	0.85		10dB Min./ 14.2dB Typ. @ 1710~1990 MHz	15		
	3300~3600	0.7	0.85	9(11.5Typ)	12dB Min./ 17.6dB Typ. @ 1990~2110 MHz			
					5dB Min./ 10.7dB Typ. @ 2110~2170 MHz	-		

- Operating temperature range -40°C ~85°C

Please be sure to request approval specifications that provide further details of the products. Kindly note that the content of these specifications are subject to change or may be discontinued without prior notice. This product may not be designed/used in medical or high risk applications without Chilisin approval. Please contact our sales department before ordering.

Low Temperature Cofired Ceramic - BTLD Series

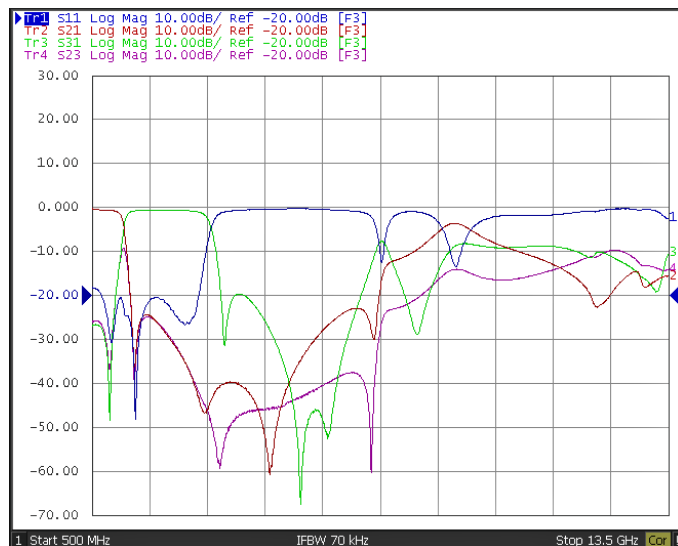
Electrical Characteristics

Part Number	Pass Band (MHz)	Insertion Loss (dB)Max	Return Loss (dB)Min	Attenuation	Isolation (dB)Min	Application	
BTLD002520JOXKSA10	617~960	0.3(0.1Typ)	10(18.5Typ)	15dB Min./ 21.1dB Typ. @ 3300~3400 MHz 23dB Min./ 27dB Typ. @ 3400~3800 MHz 28dB Min./ 30.9dB Typ. @ 5150~5925 MHz	30	LTE/NR	
	1427~1661	0.45(0.18Typ)			27		
	1710~2170	0.45(0.26Typ)			23		
	2300~2496	0.60(0.41Typ)			23		
	2496~2690	0.75(0.63Typ)	23				
	3300~3400	1.4(0.93Typ)	10(14.4Typ)	30dB Min./ 38.7dB Typ. @ 617~960 MHz 30dB Min./ 39dB Typ. @ 1427~1511 MHz 23dB Min./ 29.8dB Typ. @ 1710~2690 MHz 20dB Min./ 39.6dB Typ. @ 1.03~1.17 GHz 5dB Min./ 20.1dB Typ. @ 1.545~1.755 GHz	15		LTE/NR
	3400~3600	0.85(0.73Typ)		23			
	3600~3800	0.7(0.59Typ)		23			
5150~5925	0.7(0.58Typ)	28					

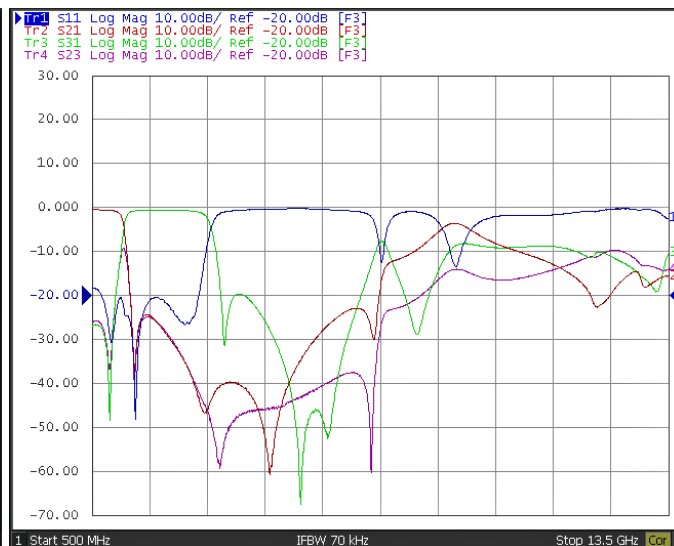
- Operating temperature range -40°C ~85°C

Test Instruments : Agilent E5071C Network Analyzer

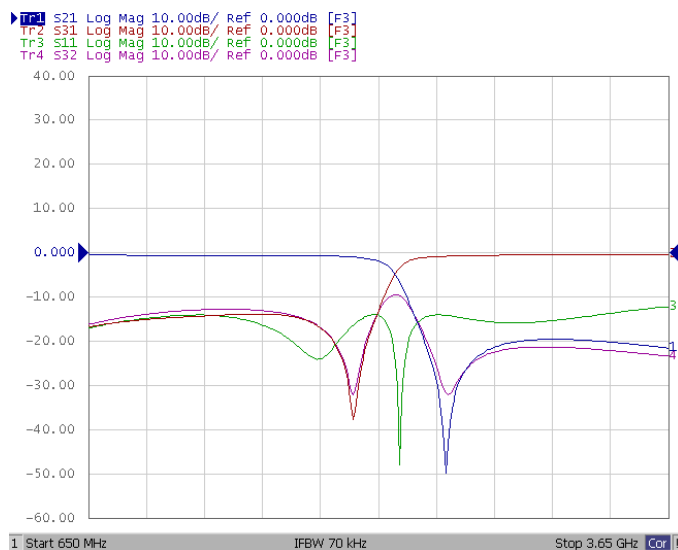
BTLD002520DHXKMA10



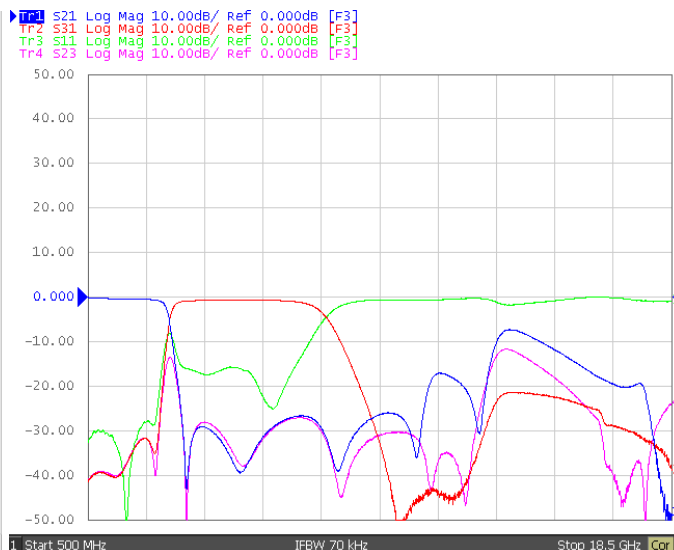
BTLD002520DHXKMB10



BTLD002520EIXSTA10



BTLD002520JOXKSA10

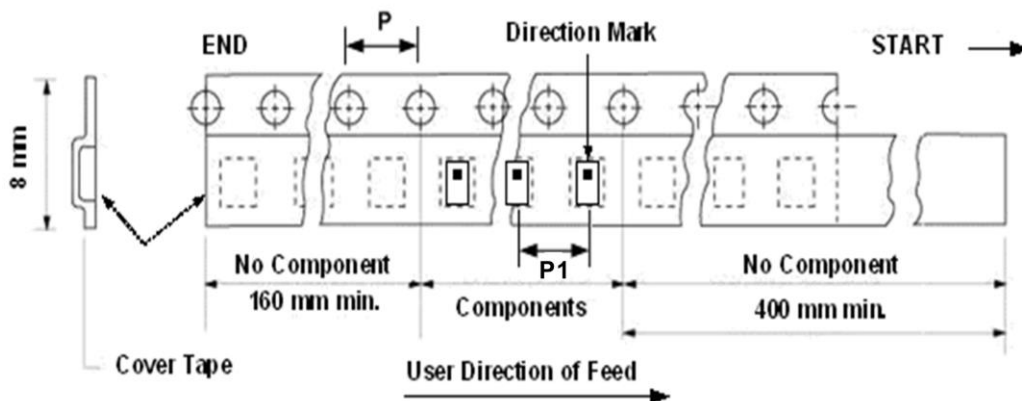


Please be sure to request approval specifications that provide further details of the products. Kindly note that the content of these specifications are subject to change or may be discontinued without prior notice. This product may not be designed/used in medical or high risk applications without Chilisin approval. Please contact our sales department before ordering.

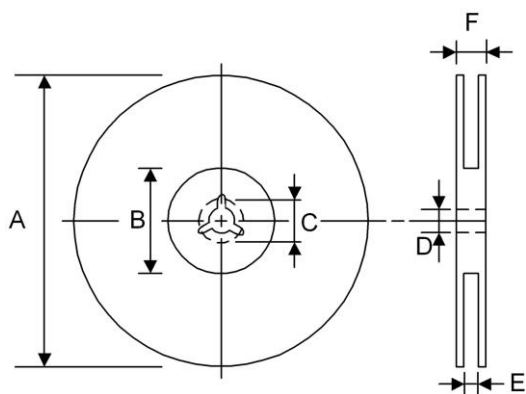
Low Temperature Cofired Ceramic - BTLD Series

Packaging Specifications

Tape Dimensions



Reel Dimensions



Dimensions in mm

TYPE	Tape Dimensions		Reel Dimensions						Quantity PCS / REEL
	P	P1	A	B	C	D	E	F	
BTLD001005	4	2	178	60	-	13	9	12	10000
BTLD001608	4	4	178	60	-	13	9	12	4000
BTLD002012	4	4	178	60	-	13	9	12	4000
BTLD002520	4	4	178	60	-	13	9	12	3000

单击下面可查看定价，库存，交付和生命周期等信息

[>>CHILISIN\(奇力新\)](#)