


**Power Inductor APDP Series**

**Automotive  
AEC-Q200**

RoHS Compliant  
Halogen Free  
REACH Compliant



- Power Circuit
- Shield
- Wire Wound
- Ultra High Current
- Ferrite

**Part Numbering**

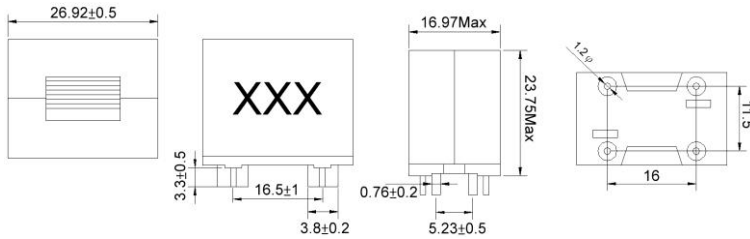
A	PDP	00	271724	100	K	00
Grade	Series Name	Control Code	Dimensions Code (mm)	Inductance (uH)	Tolerance	Internal Code
			271724 26.92x16.97x23.75	4R7 4.7	M ±20%	
			413729 41x36.8x28.5	100 10	K ±10%	
				101 100		

**Power Inductor APDP Series**

**Automotive  
AEC-Q200**

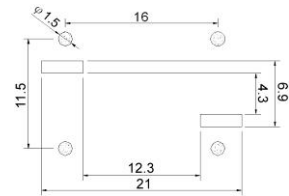
**APDP00271724 Type**

**■ Dimensions**



unit:mm

**■ Recommended Land Pattern**



unit:mm

**■ Electrical Characteristics**

Part No.	Inductance (uH)	Test Freq.	RDC (mΩ)Max	Isat1(A) Max(Typ)	Isat2(A) (A)Typ	Isat3(A) (A)Typ	Irms (A)Max	Tol. (±%)	Marking
APDP002717244R7K00	4.7	300kHz/0.1V	2.6	58(63)	60(69)	62(72)	26	10	4R7
APDP002717246R8K00	6.8	300kHz/0.1V	2.6	41(48)	43(53)	44.5(56)	26	10	6R8
APDP00271724100K00	10	300kHz/0.1V	2.6	25(30)	28(34)	29(37)	26	10	100
APDP00271724110K00	11	300kHz/0.1V	2.6	26(31)	28(33)	28.5(34)	26	10	110

**Note: When ordering, please specify tolerance code. Tolerance: K=±10%**

1. Operating temperature range - 40°C ~ 125°C
2. Isat1 for Inductance drop 10%
3. Isat2 for Inductance drop 20%
4. Isat3 for Inductance drop 30%
5. I rms for a 40°C temprature rise from 25°C ambient with current
6. Caution: This series is not inteded for use in high vibration environments.

We advise using additional means of securing the part to the circuit board to ensure its adhesion.

7. Measure Equipment:

- L: WK3260B+WK3265B
- SRF: Chroma 16502
- RDC: Chroma 16502
- Isat: WK3260B+WK3265B
- I rms: Chroma 1810



CHILISIN ELECTRONICS CORP.

ISO9001 | ISO14001 | IATF16949

**Power Inductor APDP Series**

**Automotive  
AEC-Q200**

**APDP00271724 Type**

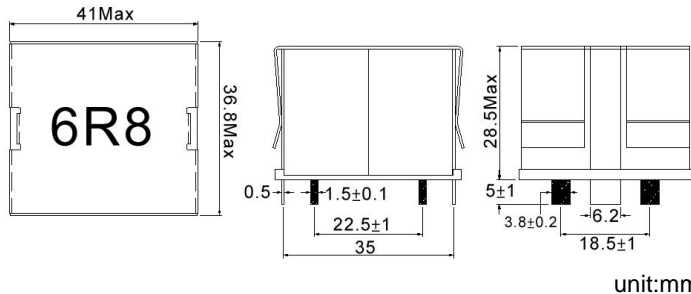
■ **Characteristics Graph**

**Power Inductor APDP Series**

**Automotive  
AEC-Q200**

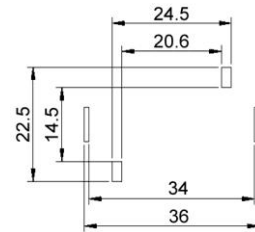
**APDP00413729 Type**

**■ Dimensions**



unit:mm

**■ Recommended Land Pattern**



unit:mm

**■ Electrical Characteristics**

Part No.	Inductance (uH)	Test Freq.	RDC (mΩ)Max	Isat1 (A)Typ	Isat2 (A)Typ	Isat3 (A)Typ	Irms (A)Max	Tol. (±%)	Marking
APDP004137296R8M00	6.8	100kHz,0.1V	2.95	92	97.8	101.8	34	20	6R8
APDP00413729100M00	10	100kHz,0.1V	2.95	56	60	63	34	20	100
APDP00413729150M00	15	100kHz,0.1V	2.95	45	47	49	34	20	150
APDP00413729220M00	22	100kHz,0.1V	2.95	32.8	35.4	36.6	34	20	220
APDP00413729330M00	33	100kHz,0.1V	2.95	22.5	24.7	25.8	34	20	330
APDP00413729400K00	40	100kHz,0.1V	2.95	19	20	21	34	10	400
APDP00413729470K00	47	100kHz,0.1V	2.95	16	17.6	18.6	34	10	470
APDP00413729520K00	52	100kHz,0.1V	2.95	13	13.8	14.5	34	10	520
APDP00413729680K00	68	100kHz,0.1V	2.95	10.6	12.2	13	34	10	680
APDP00413729101K00	100	100kHz,0.1V	2.95	6.88	7.8	8.36	34	10	101
APDP00413729151K00	150	100kHz,0.1V	2.95	4.18	4.96	5.4	34	10	151

**Note: When ordering, please specify tolerance code. Tolerance: K=±10%**

1. Operating temperature range - 40°C ~ 125°C
2. Isat1 for Inductance drop 10%
3. Isat2 for Inductance drop 20%
4. Isat3 for Inductance drop 30%
5. Iirms for a 40°C temprature rise from 25°C ambient with current
6. Caution: This series is not inteded for use in high vibration environments.

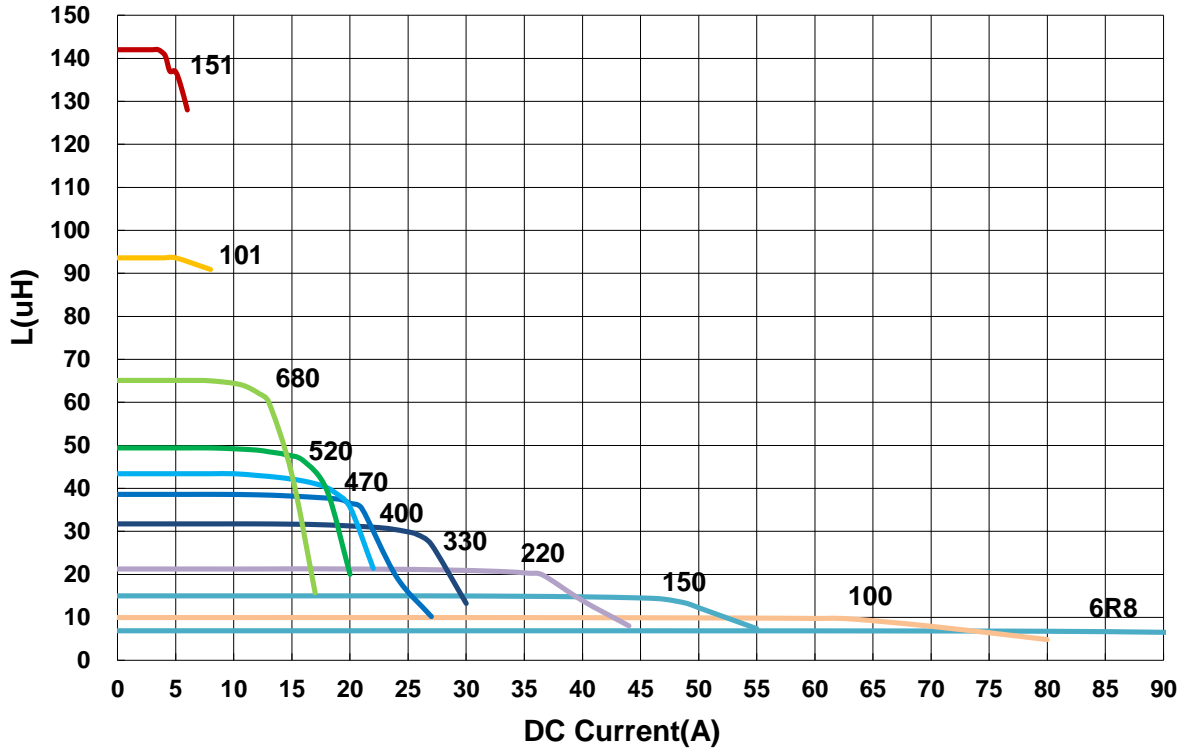
We advise using additional means of securing the part to the circuit board to ensure its adhesion.

7. Measure Equipment:  
L: WK3260B+WK3265B  
SRF: HP4285A  
RDC: Chroma 16502  
Isat: WK3260B+WK3265B  
Iirms: WK3260B+WK3265B

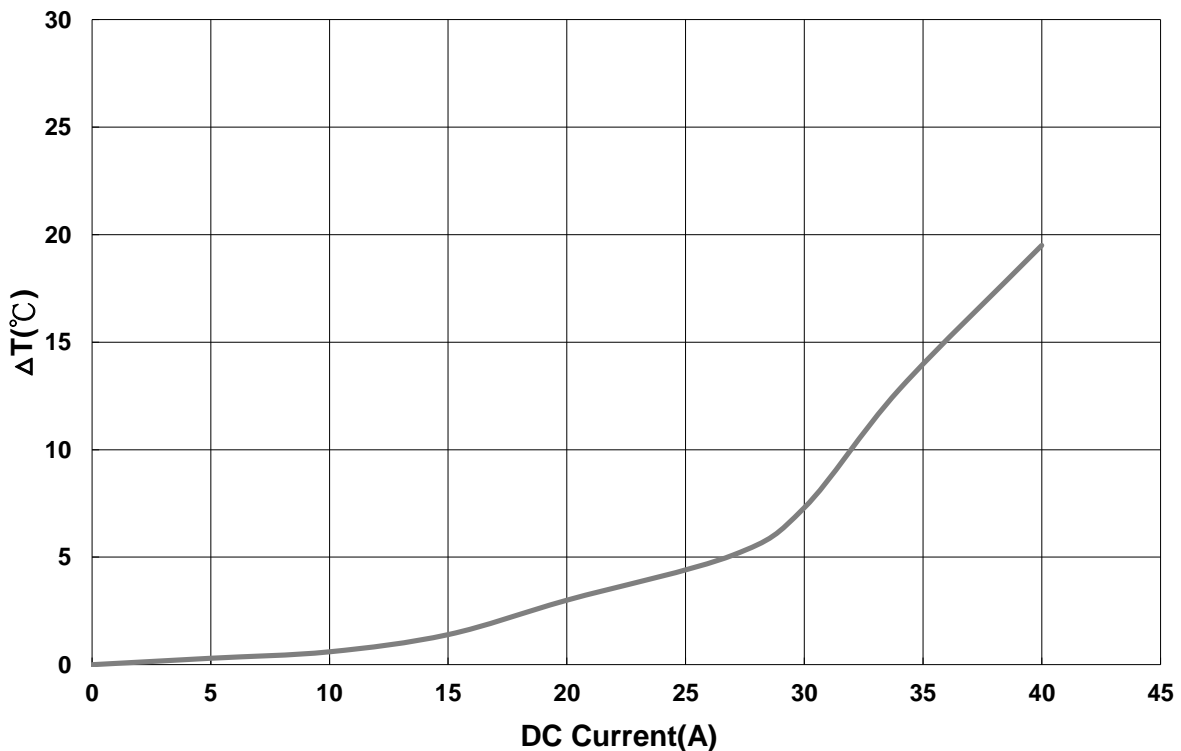
APDP00413729 Type

■ Characteristics Graph

Inductance vs. DC Current

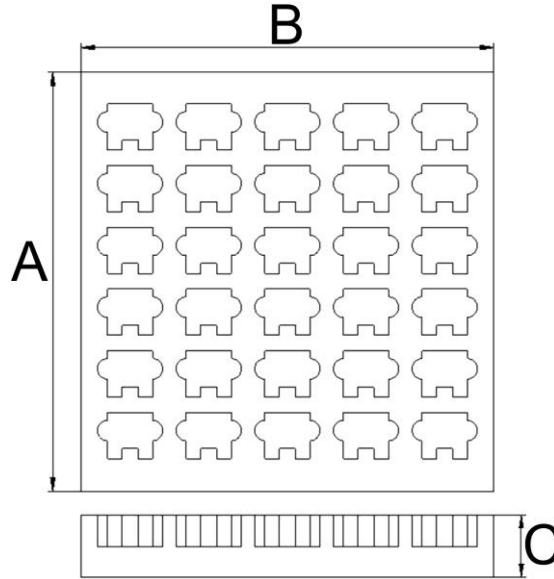


Inductance vs. DC Current

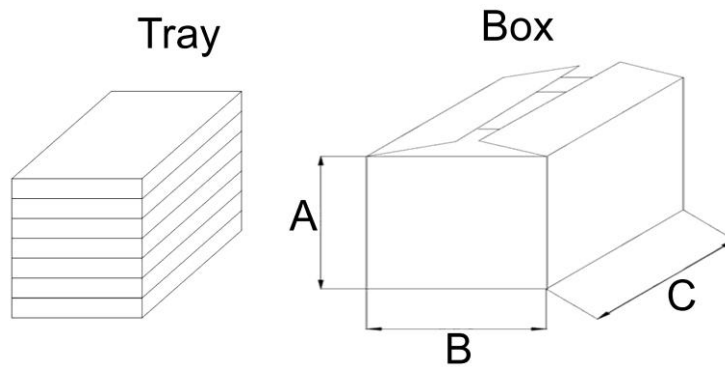


■ Packaging

Tray Dimensions



Box Dimensions



Dimensions in mm

TYPE	Tray Dimensions			Box Dimensions			Quantity			
	A	B	C	A	B	C	Bulk	Tray	Tray/Grip	Box
APDP00271724	245	245	36	270	255	255	v	30	7	210
APDP00413729	245	245	53	270	255	255	v	20	5	100

单击下面可查看定价，库存，交付和生命周期等信息

[>>CHILISIN\(奇力新\)](#)