


Common Mode Choke APPM Series

**Automotive
AEC-Q200**

RoHS Compliant
Halogen Free
REACH Compliant



- Noise
Suppression
- Wire
Wound
- Ferrite
- Automotive
Power line

Part Numbering

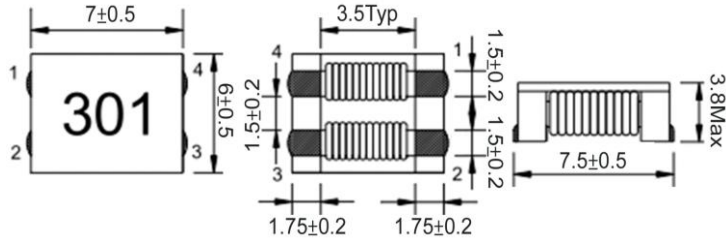
A	PPM	00	070638	800	X	Y0
Grade	Series Name	Control Code	Dimensions Code (mm)	Impedance (Ω) Min	Tolerance	Internal Code
			070638 7x6x3.8	800 80Ω		Y0
			090748 9x7x4.8	101 100Ω		Z0
			121165 12x10.8x6.5	701 500Ω		
			151365 15x13x6.5			

Common Mode Choke APPM Series

**Automotive
AEC-Q200**

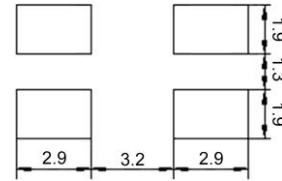
APPM00070638 - Y0 Type

Dimensions



unit:mm

Recommended Land Pattern



unit:mm

Electrical Characteristics

Part No.	Impedance(Ω)		Test Freq.	RDC (mΩ)Max.	Rated Current (A) Max	Insulation Resistance (MΩ) Min	Rated Voltage (V) Max	Marking
	Min.	Typ.						
APPM00070638101XY0	100	140	100 MHz,0.5 V	10	9	10	80	101
APPM00070638301XY0	225	300	100 MHz,0.5 V	10	5	10	80	301
APPM00070638701XY0	500	700	100 MHz,0.5 V	15	4	10	80	701
APPM00070638102XY0	800	1020	100 MHz,0.5 V	17	3	10	80	102
APPM00070638132XY0	910	1300	100 MHz,0.5 V	21	2.5	10	80	132
APPM00070638272XY0	2000	2700	100 MHz,0.5 V	63	1	10	80	272
APPM00070638302XY0	2500	3000	100 MHz,0.5 V	75	0.9	10	80	302

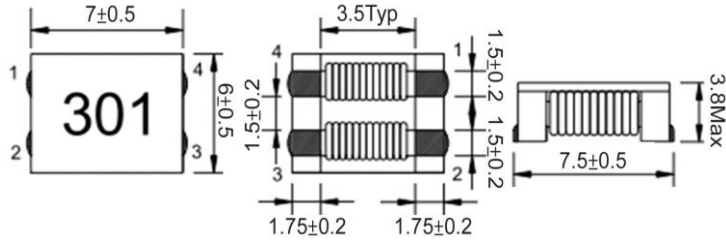
- Operating temperature range - 40°C ~ 125°C(Including self - temperature rise)
- Rated Current: Based on temperature rise (ΔT:40°C Typ.)
- Measure Equipment:
 Z : HP 4291B IMPEDANCE ANALYZER (or equivalent)
 RDC : CHROMA MODEL 16502 MILLIOHMMETER (or equivalent)
 Rated Current : WK3255BQ+ WK3265B (or equivalent)
 I.R : CHROMA MODEL 19073 AC/DC/IR HIPOT TESTER (or equivalent)

Common Mode Choke APPM Series

**Automotive
AEC-Q200**

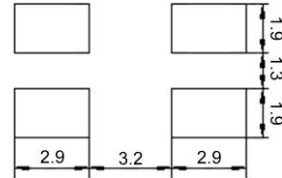
APPM00070638 - Z0 Type

Dimensions



unit:mm

Recommended Land Pattern



unit:mm

Electrical Characteristics

Part No.	Impedance(Ω)		Test Freq.	RDC (mΩ)Max.	Rated Current (A) Max	Insulation Resistance (MΩ) Min	Rated Voltage (V) Max	Marking
	Min.	Typ.						
APPM00070638101XZ0	100	140	100 MHz,0.5 V	10	9	10	80	101
APPM00070638301XZ0	225	300	100 MHz,0.5 V	10	5	10	80	301
APPM00070638701XZ0	500	700	100 MHz,0.5 V	15	4	10	80	701
APPM00070638102XZ0	800	1020	100 MHz,0.5 V	17	3	10	80	102
APPM00070638132XZ0	910	1300	100 MHz,0.5 V	21	2.5	10	80	132
APPM00070638272XZ0	2000	2700	100 MHz,0.5 V	63	1	10	80	272
APPM00070638302XZ0	2500	3000	100 MHz,0.5 V	75	0.9	10	80	302

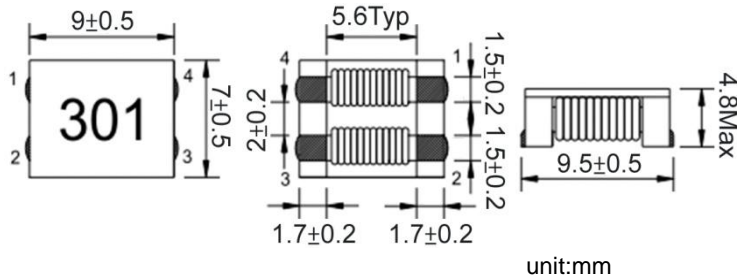
- Operating temperature range - 50°C ~ 150°C(Including self - temperature rise)
- Rated Current: Based on temperature rise (ΔT:40°C Typ.)
- Measure Equipment:
 Z : HP 4291B IMPEDANCE ANALYZER (or equivalent)
 RDC : CHROMA MODEL 16502 MILLIOHMMETER (or equivalent)
 Rated Current : WK3255BQ+ WK3265B (or equivalent)
 I.R : CHROMA MODEL 19073 AC/DC/IR HIPOT TESTER (or equivalent)

Common Mode Choke APPM Series

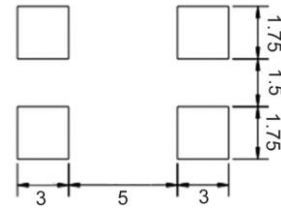
**Automotive
AEC-Q200**

APPM00090748 - Y0 Type

Dimensions



Recommended Land Pattern



Electrical Characteristics

Part No.	Impedance(Ω)		Test Freq.	RDC (mΩ)Max.	Rated Current (A) Max	Insulation Resistance (MΩ) Min	Rated Voltage (V) Max	Marking
	Min.	Typ.						
APPM00090748301XY0	225	300	100 MHz,0.5 V	6	6	10	80	301
APPM00090748501XY0	450	600	100 MHz,0.5 V	8	5.5	10	80	501
APPM00090748701XY0	500	700	100 MHz,0.5 V	10	5	10	80	701
APPM00090748102XY0	750	1000	100 MHz,0.5 V	13	4	10	80	102
APPM00090748152XY0	1100	1500	100 MHz,0.5 V	18	3.5	10	80	152
APPM00090748222XY0	1700	2200	100 MHz,0.5 V	60	2.5	10	80	222
APPM00090748272XY0	2000	2700	100 MHz,0.5 V	86	2	10	80	272

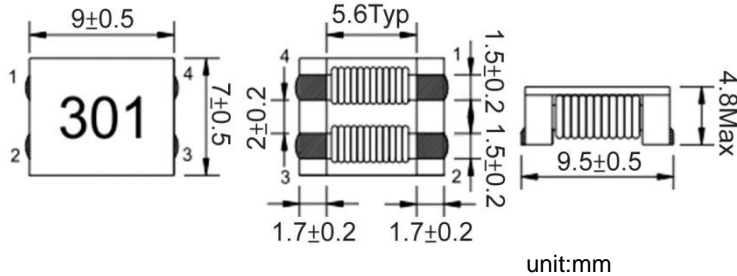
1. Operating temperature range - 40°C ~ 125°C(Including self - temperature rise)
2. Rated Current: Based on temperature rise ($\Delta T:40^{\circ}C$ Typ.)
3. Measure Equipment:
 Z : HP 4291B IMPEDANCE ANALYZER (or equivalent)
 RDC : CHROMA MODEL 16502 MILLIOHMMETER (or equivalent)
 Rated Current : WK3255BQ+ WK3265B (or equivalent)
 I.R : CHROMA MODEL 19073 AC/DC/IR HIPOT TESTER (or equivalent)

Common Mode Choke APPM Series

**Automotive
AEC-Q200**

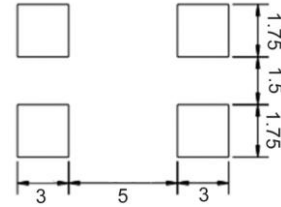
APPM00090748 - Z0 Type

Dimensions



unit:mm

Recommended Land Pattern



unit:mm

Electrical Characteristics

Part No.	Impedance(Ω)		Test Freq.	RDC (mΩ)Max.	Rated Current (A) Max	Insulation Resistance (MΩ) Min	Rated Voltage (V) Max	Marking
	Min.	Typ.						
APPM00090748301XZ0	225	300	100 MHz,0.5 V	6	6	10	80	301
APPM00090748501XZ0	450	600	100 MHz,0.5 V	8	5.5	10	80	501
APPM00090748701XZ0	500	700	100 MHz,0.5 V	10	5	10	80	701
APPM00090748102XZ0	750	1000	100 MHz,0.5 V	13	4	10	80	102
APPM00090748152XZ0	1100	1500	100 MHz,0.5 V	18	3.5	10	80	152
APPM00090748222XZ0	1700	2200	100 MHz,0.5 V	60	2.5	10	80	222
APPM00090748272XZ0	2000	2700	100 MHz,0.5 V	86	2	10	80	272

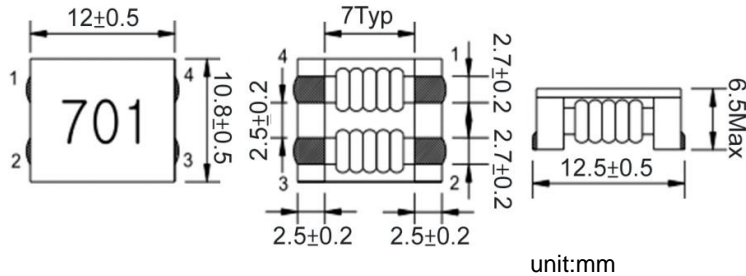
- Operating temperature range - 50°C ~ 150°C(Including self - temperature rise)
- Rated Current: Based on temperature rise (ΔT:40°C Typ.)
- Measure Equipment:
 Z : HP 4291B IMPEDANCE ANALYZER (or equivalent)
 RDC : CHROMA MODEL 16502 MILLIOHMMETER (or equivalent)
 Rated Current : WK3255BQ+ WK3265B (or equivalent)
 I.R : CHROMA MODEL 19073 AC/DC/IR HIPOT TESTER (or equivalent)

Common Mode Choke APPM Series

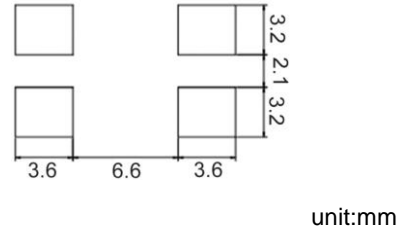
**Automotive
AEC-Q200**

APPM00121165 - Y0 Type

Dimensions



Recommended Land Pattern



Electrical Characteristics

Part No.	Impedance(Ω)		Test Freq.	RDC (mΩ)Max.	Rated Current (A) Max	Insulation Resistance (MΩ) Min	Rated Voltage (V) Max	Marking
	Min.	Typ.						
APPM00121165800XY0	80	230	100 MHz,0.5 V	2.2Typ	10	10	80	800
APPM00121165701XY0	500	700	100 MHz,0.5 V	6	8	10	80	701
APPM00121165801XY0	600	800	100 MHz,0.5 V	8	8	10	80	801
APPM00121165102XY0	750	1000	100 MHz,0.5 V	14	6	10	80	102
APPM00121165222XY0	2200	2500	10 MHz,0.5 V	35	1.8	10	80	222
APPM00121165272XY0	2300	2700	10 MHz,0.5 V	50	1.5	10	80	272

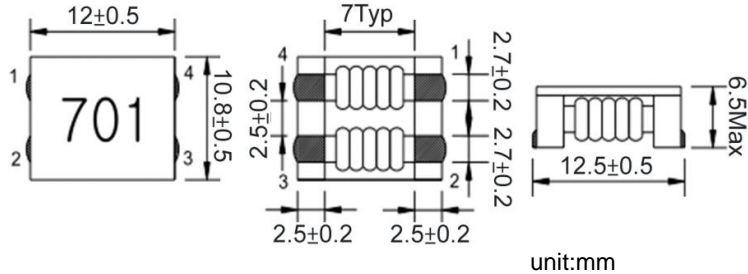
- Operating temperature range - 40°C ~ 125°C(Including self - temperature rise)
- Rated Current: Based on temperature rise ($\Delta T:40^{\circ}C$ Typ.)
- Measure Equipment:
 Z : HP 4291B IMPEDANCE ANALYZER (or equivalent)
 RDC : CHROMA MODEL 16502 MILLIOHMMETER (or equivalent)
 Rated Current : WK3255BQ+ WK3265B (or equivalent)
 I.R : CHROMA MODEL 19073 AC/DC/IR HIPOT TESTER (or equivalent)

Common Mode Choke APPM Series

**Automotive
AEC-Q200**

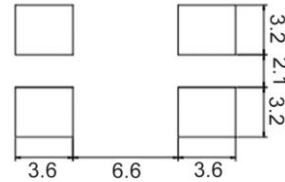
APPM00121165 - Z0 Type

Dimensions



unit:mm

Recommended Land Pattern



unit:mm

Electrical Characteristics

Part No.	Impedance(Ω)		Test Freq.	RDC (mΩ)Max.	Rated Current (A) Max	Insulation Resistance (MΩ) Min	Rated Voltage (V) Max	Marking
	Min.	Typ.						
APPM00121165800XZ0	80	230	100 MHz,0.5 V	2.2Typ	10	10	80	800
APPM00121165701XZ0	500	700	100 MHz,0.5 V	6	8	10	80	701
APPM00121165801XZ0	600	800	100 MHz,0.5 V	8	8	10	80	801
APPM00121165102XZ0	750	1000	100 MHz,0.5 V	14	6	10	80	102
APPM00121165222XZ0	2200	2500	10 MHz,0.5 V	35	1.8	10	80	222
APPM00121165272XZ0	2300	2700	10 MHz,0.5 V	50	1.5	10	80	272

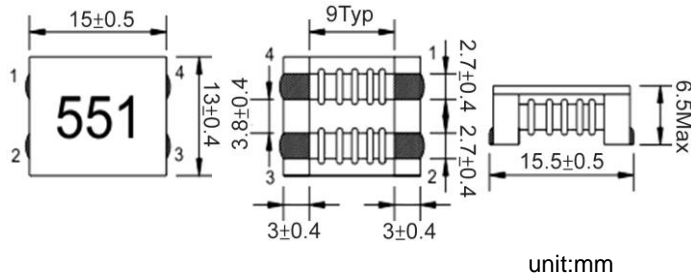
- Operating temperature range - 50°C ~ 150°C(Including self - temperature rise)
- Rated Current: Based on temperature rise (ΔT:40°C Typ.)
- Measure Equipment:
 Z : HP 4291B IMPEDANCE ANALYZER (or equivalent)
 RDC : CHROMA MODEL 16502 MILLIOHMMETER (or equivalent)
 Rated Current : WK3255BQ+ WK3265B (or equivalent)
 I.R : CHROMA MODEL 19073 AC/DC/IR HIPOT TESTER (or equivalent)

Common Mode Choke APPM Series

**Automotive
AEC-Q200**

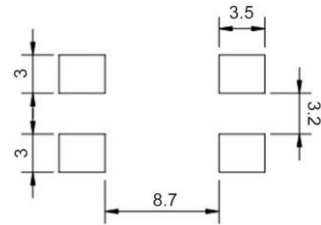
APPM00151365 - Y0 Type

Dimensions



unit:mm

Recommended Land Pattern



unit:mm

Electrical Characteristics

Part No.	Impedance(Ω)		Test Freq.	RDC (mΩ)Max.	Rated Current (A) Max	Insulation Resistance (MΩ) Min	Rated Voltage (V) Max	Marking
	Min.	Typ.						
APPM00151365301XY0	250	300	100 MHz,0.5 V	4.7	13	10	80	301
APPM00151365551XY0	450	550	100 MHz,0.5 V	3.8±20%	10	10	80	551
APPM00151365701XY0	500	700	100 MHz,0.5 V	7	10	10	80	701
APPM00151365152XY0	1100	1500	50 MHz,0.5 V	9	8.5	10	80	152

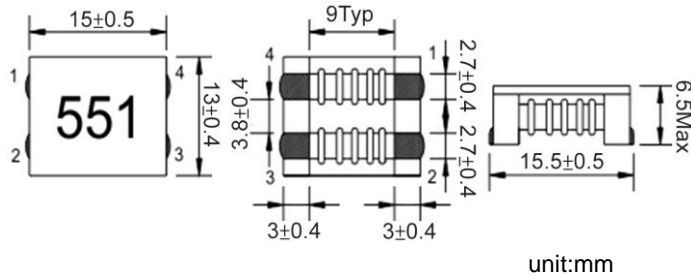
- Operating temperature range - 40°C ~ 125°C(Including self - temperature rise)
- Rated Current: Based on temperature rise (ΔT:40°C Typ.)
- Measure Equipment:
 Z : HP 4291B IMPEDANCE ANALYZER (or equivalent)
 RDC : CHROMA MODEL 16502 MILLIOHMMETER (or equivalent)
 Rated Current : WK3255BQ+ WK3265B (or equivalent)
 I.R : CHROMA MODEL 19073 AC/DC/IR HIPOT TESTER (or equivalent)

Common Mode Choke APPM Series

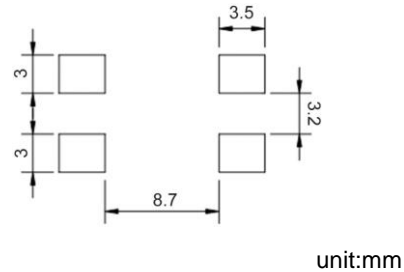
**Automotive
AEC-Q200**

APPM00151365 - Z0 Type

Dimensions



Recommended Land Pattern



Electrical Characteristics

Part No.	Impedance(Ω)		Test Freq.	RDC (mΩ)Max.	Rated Current (A) Max	Insulation Resistance (MΩ) Min	Rated Voltage (V) Max	Marking
	Min.	Typ.						
APPM00151365301XZ0	250	300	100 MHz,0.5 V	4.7	13	10	80	301
APPM00151365551XZ0	450	550	100 MHz,0.5 V	3.8±20%	10	10	80	551
APPM00151365701XZ0	500	700	100 MHz,0.5 V	7	10	10	80	701
APPM00151365152XZ0	1100	1500	50 MHz,0.5 V	9	8.5	10	80	152

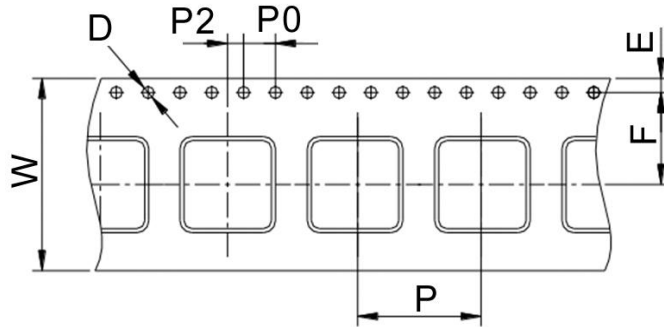
- Operating temperature range - 50°C ~ 150°C(Including self - temperature rise)
- Rated Current: Based on temperature rise (ΔT :40°C Typ.)
- Measure Equipment:
 Z : HP 4291B IMPEDANCE ANALYZER (or equivalent)
 RDC : CHROMA MODEL 16502 MILLIOHMMETER (or equivalent)
 Rated Current : WK3255BQ+ WK3265B (or equivalent)
 I.R : CHROMA MODEL 19073 AC/DC/IR HIPOT TESTER (or equivalent)

Common Mode Choke APPM Series

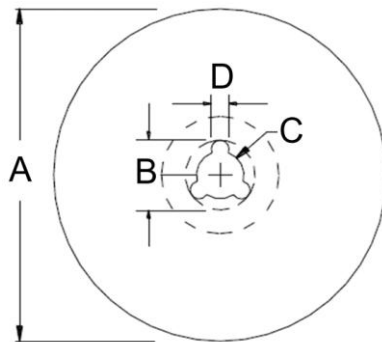
**Automotive
AEC-Q200**

■ Packaging

Tape Dimensions



Reel Dimensions



Dimensions in mm

TYPE	Tape Dimensions							Reel Dimensions				Quantity PCS / REEL
	W	D	E	F	P	P0	P2	A	B	C	D	
APPM00070638	16	1.5	1.75	7.5	12	4	2	330	20	13	2	1500
APPM00090748	24	1.5	1.75	11.5	16	4	2.02	330	20	13	2	700
APPM00121165	24	1.5	1.75	11.5	16	4	2	330	20	13	2	500
APPM00151365	24	1.5	1.75	11.5	20	4	2	330	20	13	2	450

单击下面可查看定价，库存，交付和生命周期等信息

[>>CHILISIN\(奇力新\)](#)