


Power Inductor AWH Series

**Automotive
AEC-Q200**

RoHS Compliant
Halogen Free
REACH Compliant



Part Numbering

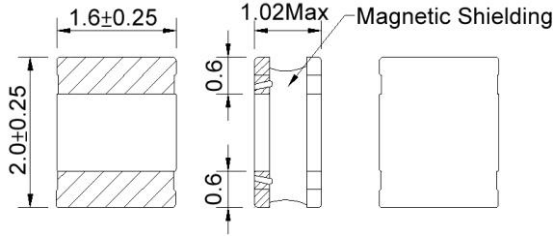
A	WVH	00	252012	1R0	M	00
Grade	Series Name	Control Code	Dimensions Code (mm)	Inductance (uH)	Tolerance	Internal Code
			201610 2.0x1.6x1.02	R47 0.47	M ±20%	00 General
			252010 2.5x2.0x1.0	1R0 1.0	T ±30%	H1 High Current
			252012 2.5x2.0x1.2	101 100		
			404030 4.0x4.0x3.0			

Power Inductor AWH Series

**Automotive
AEC-Q200**

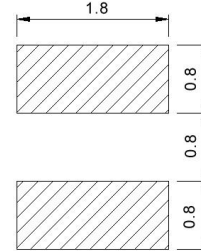
AWVH00201610-H1 Type

■ Dimensions



unit:mm

■ Recommended Land Pattern



unit:mm

■ Electrical Characteristics

Part No.	Inductance (uH)	Test Freq.	RDC (Ω)±30%	Isat(A) Typ.(Max)	Irms(A) Typ.(Max)	Tolerance (±%)
AWVH00201610R24□H1	0.24	1MHz,200mV	0.048	3.70(3.30)	2.50(2.10)	20,30
AWVH00201610R33□H1	0.33	1MHz,200mV	0.048	3.40(3.00)	2.50(2.10)	20,30
AWVH00201610R47□H1	0.47	1MHz,200mV	0.072	2.90(2.60)	2.10(1.80)	20,30
AWVH00201610R56□H1	0.56	1MHz,200mV	0.072	2.70(2.40)	2.10(1.80)	20,30
AWVH00201610R68□H1	0.68	1MHz,200mV	0.092	2.50(2.20)	1.80(1.50)	20,30
AWVH002016101R0□H1	1.0	1MHz,200mV	0.110	2.20(2.00)	1.50(1.20)	20,30
AWVH002016102R2□H1	2.2	1MHz,200mV	0.205	1.40(1.20)	1.15(0.97)	20,30
AWVH002016103R3□H1	3.3	1MHz,200mV	0.380	1.05(0.94)	0.90(0.80)	20,30
AWVH002016104R7□H1	4.7	1MHz,200mV	0.520	0.90(0.80)	0.80(0.68)	20,30
AWVH00201610100□H1	10	1MHz,200mV	1.100	0.62(0.55)	0.45(0.38)	20,30

Note: When ordering, please specify tolerance code. Tolerance: M=±20% / T=±30%

1. Operating temperature range - 40°C ~ 125°C
2. Isat for Inductance drop 30% from its value without current
3. I rms for a 40°C temperature rise from 25°C ambient with current
4. Measure Equipment:
 L: Agilent HP4287A+Agilent HP16197A
 RDC: DIGITAL MILLINHM METER CHROMA 16502, or equivalent
 Isat: Agilent HP4284A
 I rms: Agilent HP4284A

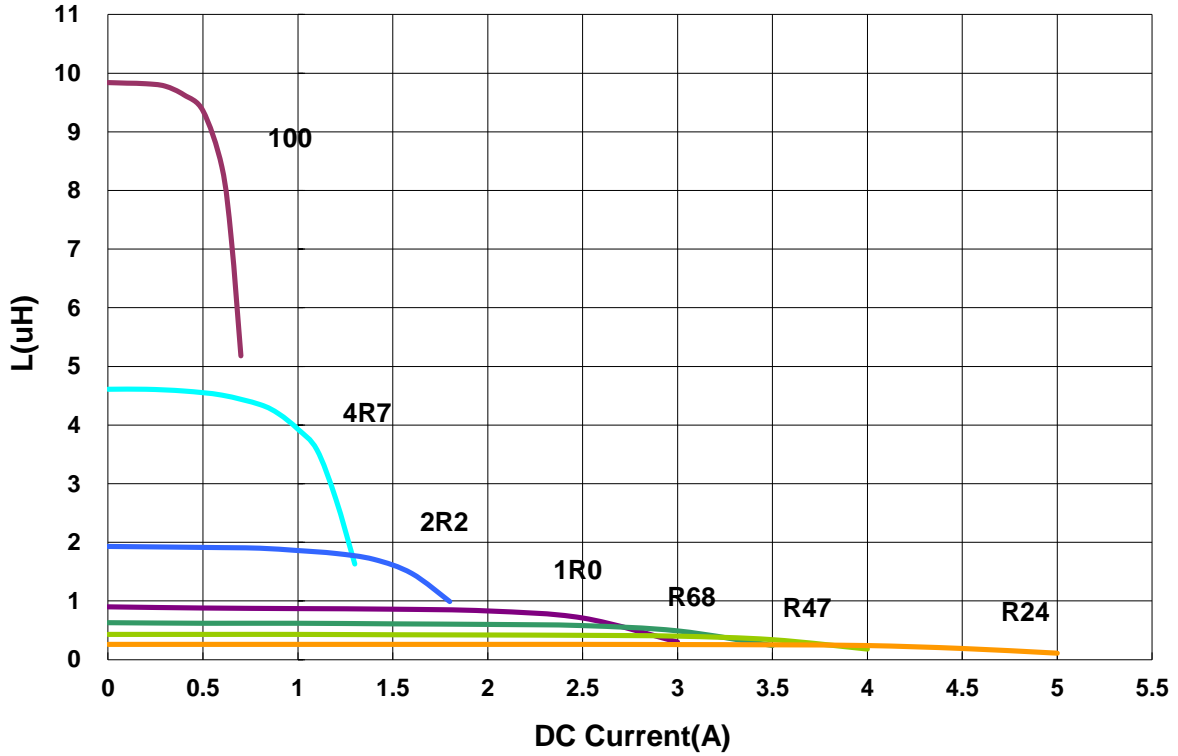
Power Inductor AWH Series

**Automotive
AEC-Q200**

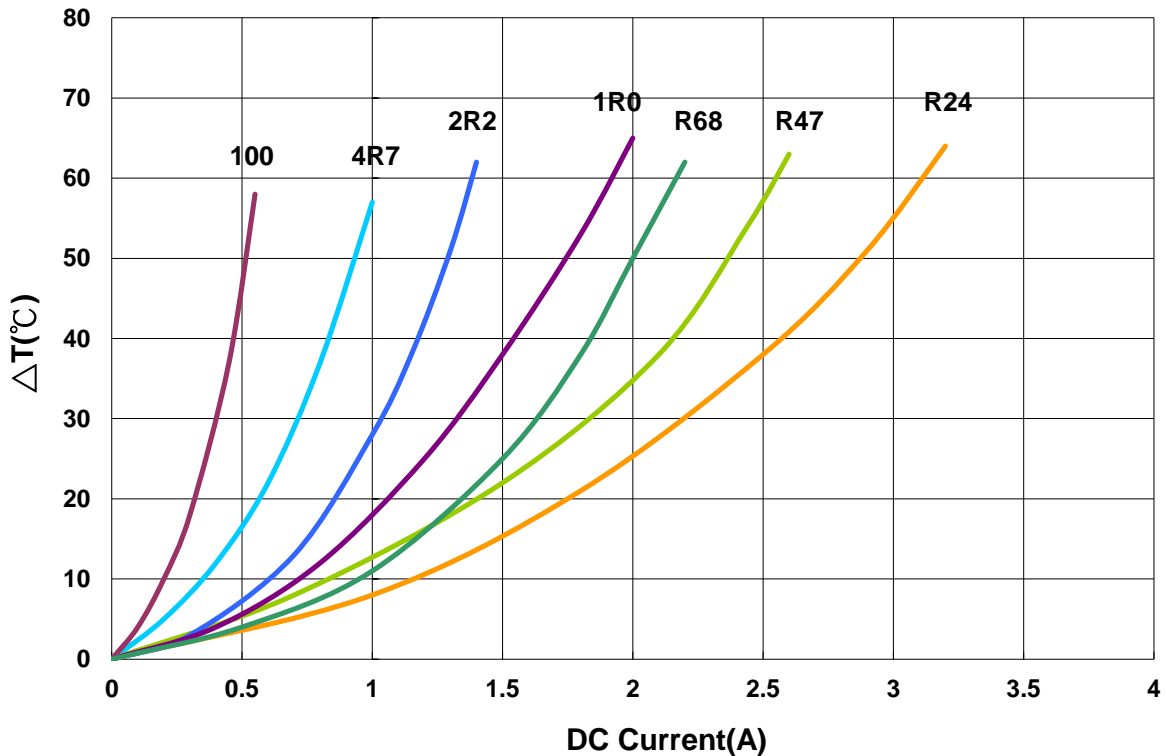
AWVH00201610-H1 Type

Characteristics Graph

Inductance vs. DC Current



Temperature Change vs. DC Current



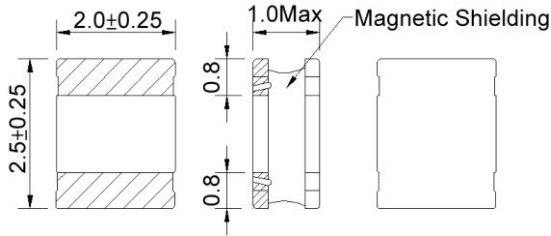
Please be sure to request approval specifications that provide further details of the products. Kindly note that the content of these specifications are subject to change or may be discontinued without prior notice. This product may not be designed/used in medical or high risk applications without Chilisin approval. Please contact our sales department before ordering.

Power Inductor AWWH Series

**Automotive
AEC-Q200**

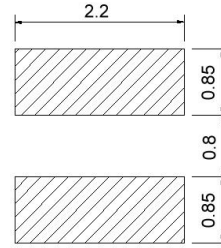
AWVH00252010-H1 Type

Dimensions



unit:mm

Recommended Land Pattern



unit:mm

Electrical Characteristics

Part No.	Inductance (uH)	Test Freq.	RDC (Ω)±30%	Isat(A) Typ.(Max)	Irms(A) Typ.(Max)	Tolerance (±%)
AWVH00252010R24□H1	0.24	1MHz,200mV	0.030	4.70(4.20)	3.60(3.00)	20,30
AWVH00252010R47□H1	0.47	1MHz,200mV	0.043	3.30(2.90)	2.70(2.30)	20,30
AWVH00252010R68□H1	0.7	1MHz,200mV	0.062	2.80(2.00)	2.30(1.90)	20,30
AWVH002520101R0□H1	1	1MHz,200mV	0.080	2.30(2.00)	1.90(1.60)	20,30
AWVH002520102R2□H1	2.2	1MHz,200mV	0.135	1.60(1.40)	1.40(1.10)	20,30
AWVH002520104R7□H1	4.7	1MHz,200mV	0.330	1.00(0.90)	0.85(0.72)	20,30
AWVH00252010100□H1	10	1MHz,200mV	0.670	0.72(0.64)	0.58(0.49)	20,30

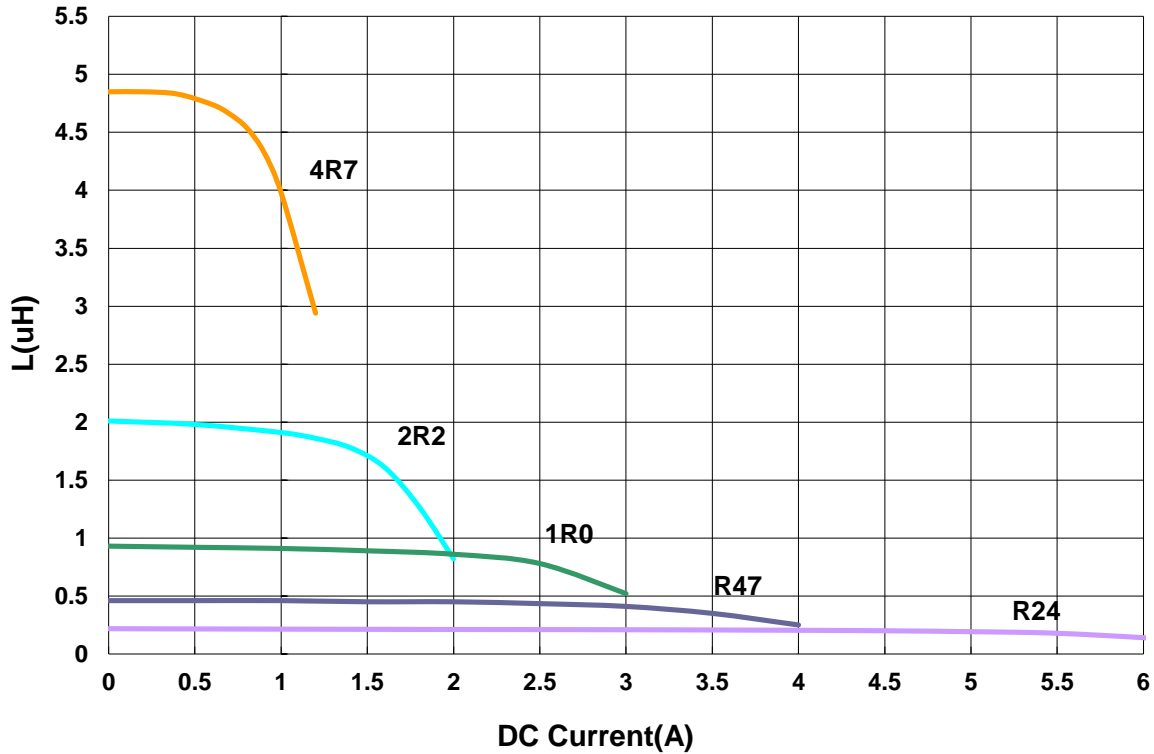
Note: When ordering, please specify tolerance code. Tolerance: M=±20% / T=±30%

- Operating temperature range - 40°C ~ 125°C
- Isat for Inductance drop 30% from its value without current
- Irms for a 40°C temperature rise from 25°C ambient with current
- Measure Equipment:
 L: Agilent HP4287A+Agilent HP16197A
 RDC: DIGITAL MILLINHM METER CHROMA 16502, or equivalent
 Isat: Agilent HP4284A
 Irms: Agilent HP4284A

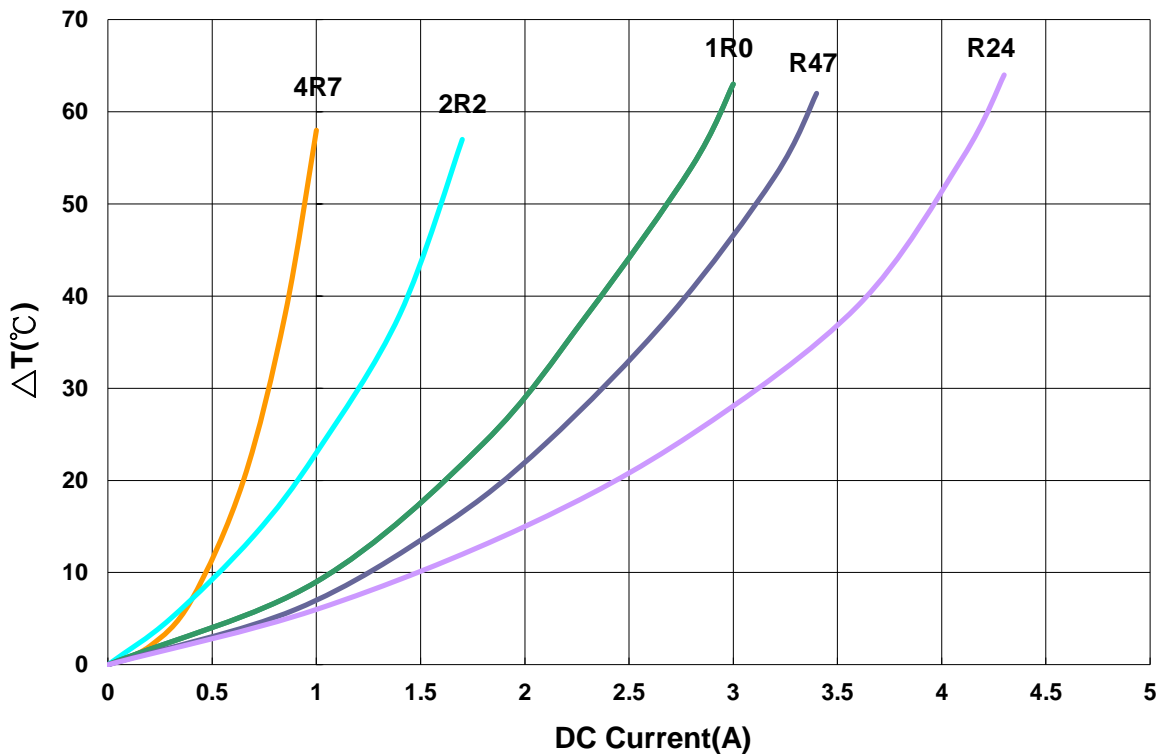
AWVH00252010-H1 Type

■ Characteristics Graph

Inductance vs. DC Current



Temperature Change vs. DC Current

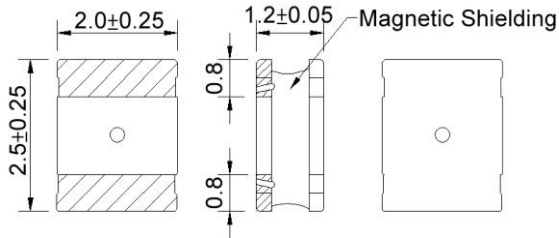


Power Inductor AWH Series

**Automotive
AEC-Q200**

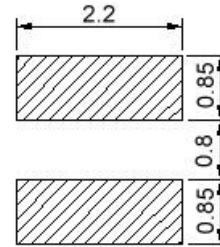
AWVH00252012-H1 Type

Dimensions



unit:mm

Recommended Land Pattern



unit:mm

Electrical Characteristics

Part No.	Inductance (uH)	Test Freq.	RDC (Ω)±30%	Isat(A) Typ.(Max)	Irms(A) Typ.(Max)	Tolerance (±%)
AWVH00252012R47□H1	0.47	1MHz,200mV	0.031	4.10(3.60)	3.10(2.60)	20,30
AWVH00252012R68□H1	0.68	1MHz,200mV	0.031	3.10(2.70)	3.10(2.60)	20,30
AWVH002520121R0□H1	1.0	1MHz,200mV	0.049	3.20(2.80)	3.00(2.50)	20,30
AWVH002520121R5□H1	1.5	1MHz,200mV	0.088	2.30(2.00)	2.20(1.80)	20,30
AWVH002520122R2□H1	2.2	1MHz,200mV	0.099	2.20(1.90)	2.00(1.70)	20,30
AWVH002520123R3□H1	3.3	1MHz,200mV	0.190	1.40(1.20)	1.20(1.00)	20,30
AWVH002520124R7□H1	4.7	1MHz,200mV	0.235	1.30(1.10)	1.10(0.93)	20,30
AWVH00252012100□H1	10	1MHz,200mV	0.510	0.92(0.82)	0.80(0.68)	20,30

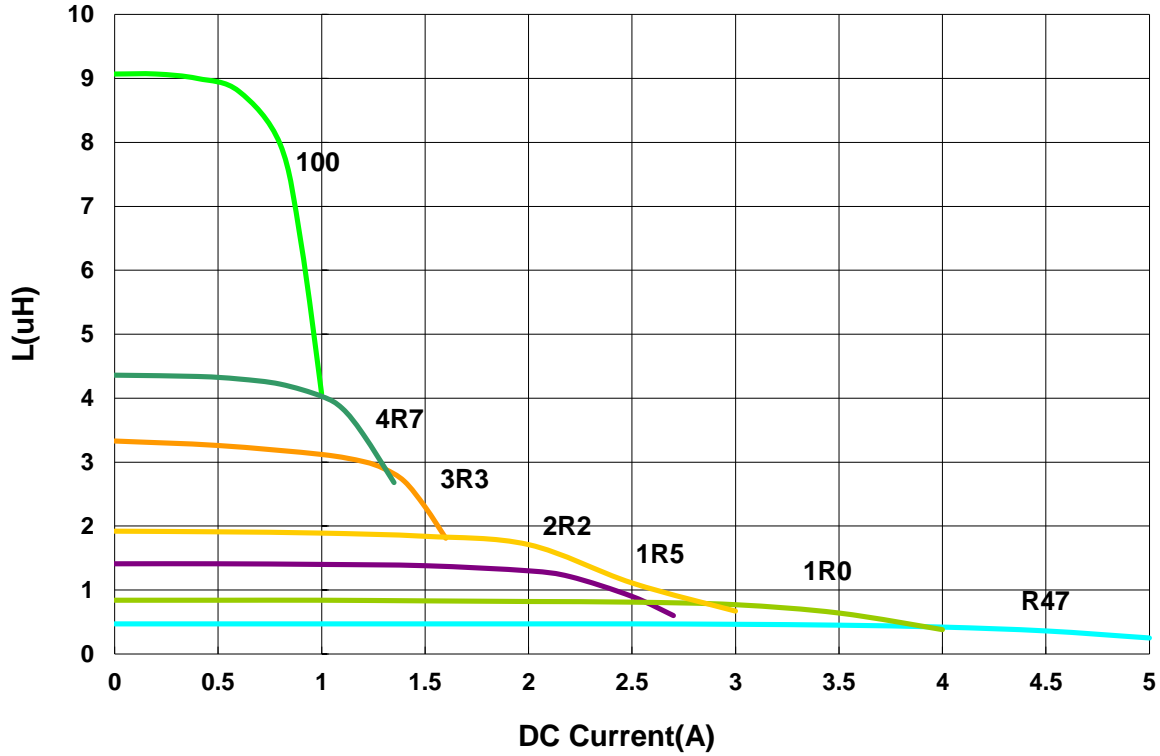
Note: When ordering, please specify tolerance code. Tolerance: M=±20% / T=±30%

1. Operating temperature range - 40°C ~ 125°C
2. Isat for Inductance drop 30% from its value without current
3. I rms for a 40°C temperature rise from 25°C ambient with current
4. Measure Equipment:
 L: Agilent HP4287A+Agilent HP16197A
 RDC: DIGITAL MILLINHM METER CHROMA 16502, or equivalent
 Isat: Agilent HP4284A
 I rms: Agilent HP4284A

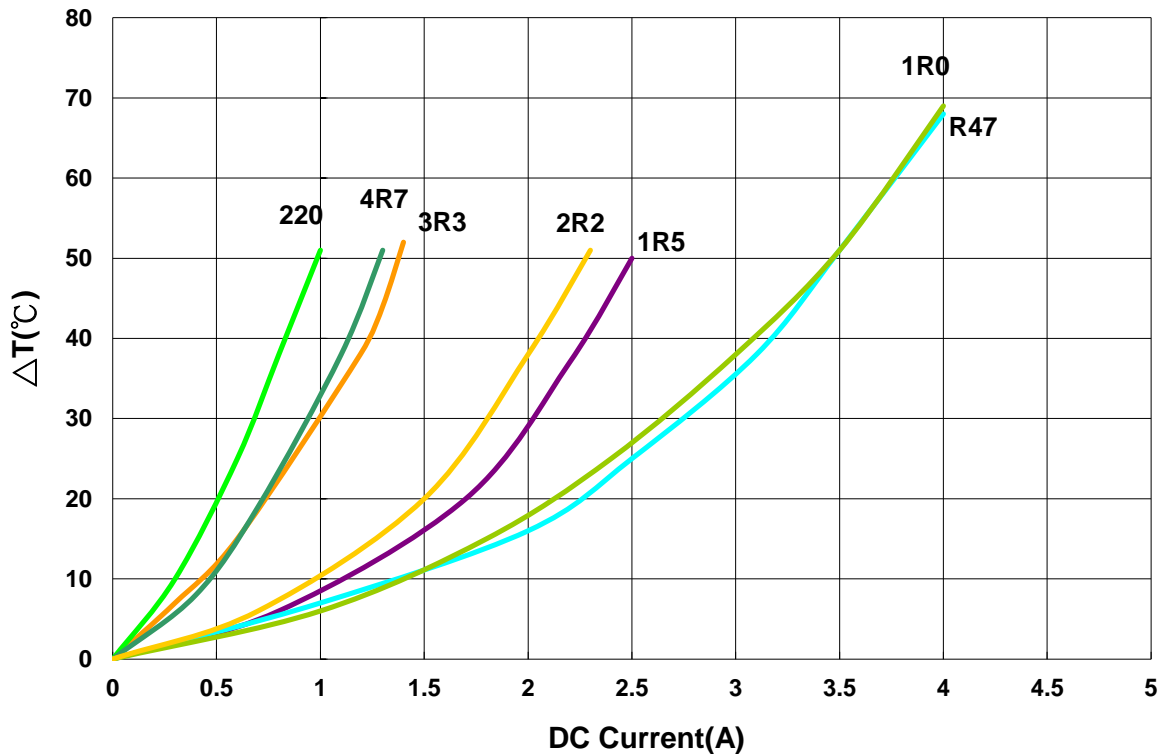
AWVH00252012-H1 Type

■ Characteristics Graph

Inductance vs. DC Current



Temperature Change vs. DC Current

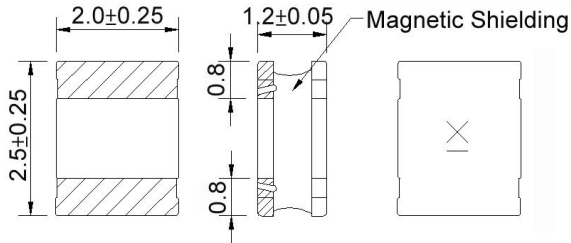


Power Inductor AWHV Series

**Automotive
AEC-Q200**

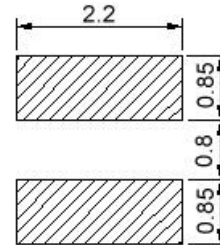
AWVH00252012 Type

Dimensions



unit:mm

Recommended Land Pattern



unit:mm

Electrical Characteristics

Part No.	Inductance (uH)	Test Freq.	RDC (Ω)±30%	Isat(A) Typ.(Max)	Irms(A) Typ.(Max)	Tolerance (±%)	Marking
AWVH00252012R24□00	0.24	1MHz,200mV	0.021	4.70(4.20)	3.80(3.20)	20,30	E
AWVH00252012R33□00	0.33	1MHz,200mV	0.027	4.20(3.70)	3.00(2.50)	20,30	G
AWVH00252012R47□00	0.47	1MHz,200mV	0.027	3.60(3.30)	3.00(2.50)	20,30	J
AWVH00252012R50□00	0.50	1MHz,200mV	0.027	3.60(3.30)	3.00(2.50)	20,30	D
AWVH00252012R68□00	0.68	1MHz,200mV	0.036	2.90(2.60)	2.80(2.30)	20,30	H
AWVH002520121R0□00	1.0	1MHz,200mV	0.037	2.70(2.40)	2.60(2.20)	20,30	A
AWVH002520121R5□00	1.5	1MHz,200mV	0.075	2.20(1.90)	1.90(1.60)	20,30	I
AWVH002520122R2□00	2.2	1MHz,200mV	0.080	1.90(1.80)	1.80(1.50)	20,30	B
AWVH002520124R7□00	4.7	1MHz,200mV	0.195	1.20(1.00)	1.10(0.93)	20,30	C
AWVH00252012100□00	10	1MHz,200mV	0.400	0.90(0.78)	0.80(0.68)	20,30	F
AWVH00252012330□00	33	1MHz,200mV	1.550	0.43(0.38)	0.38(0.34)	20,30	L
AWVH00252012470□00	47	1MHz,200mV	1.700	0.39(0.35)	0.34(0.30)	20,30	K

Note: When ordering, please specify tolerance code. Tolerance: M=±20% / T=±30%

1. Operating temperature range - 40°C ~ 125°C
2. Isat for Inductance drop 30% from its value without current
3. I rms for a 40°C temperature rise from 25°C ambient with current
4. Measure Equipment:

L: Agilent HP4287A+Agilent HP16197A
 RDC: DIGITAL MILLINHM METER CHROMA 16502, or equivalent
 Isat: Agilent HP4284A
 I rms: Agilent HP4284A

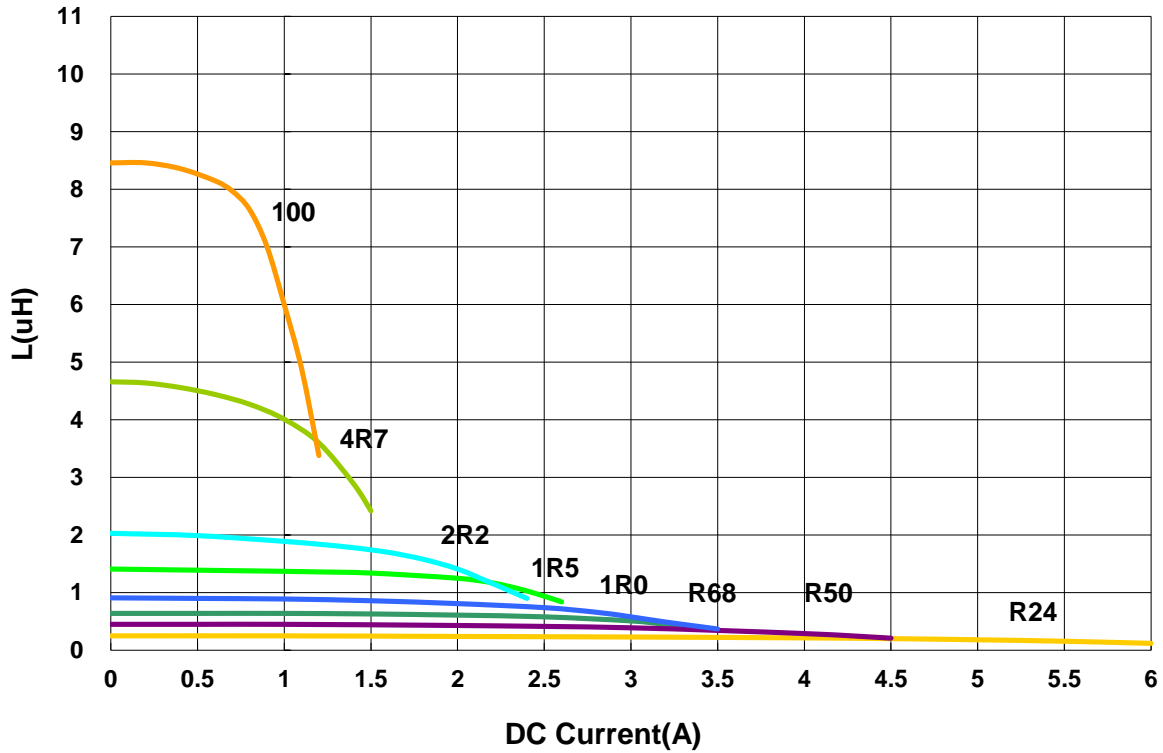
Power Inductor AWHV Series

**Automotive
AEC-Q200**

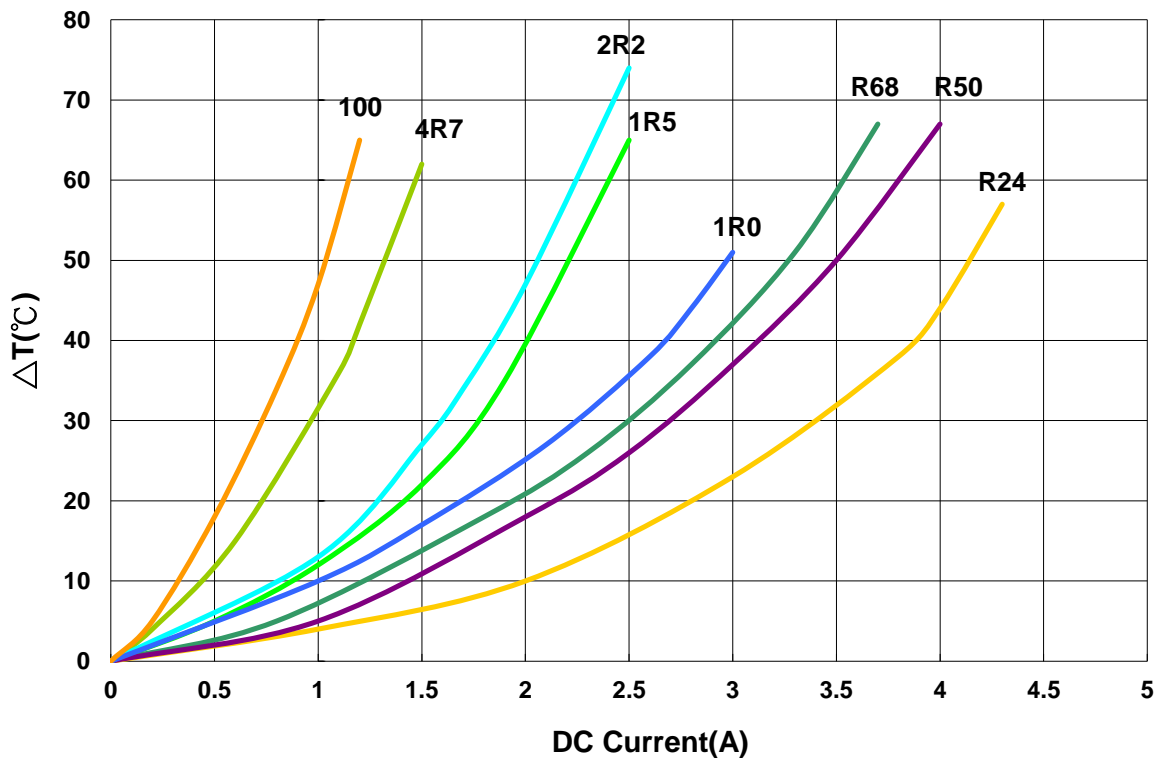
AWVH00252012 Type

Characteristics Graph

Inductance vs. DC Current



Temperature Change vs. DC Current



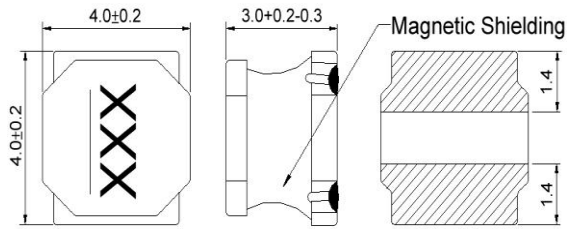
Please be sure to request approval specifications that provide further details of the products. Kindly note that the content of these specifications are subject to change or may be discontinued without prior notice. This product may not be designed/used in medical or high risk applications without Chilisin approval. Please contact our sales department before ordering.

Power Inductor AWH Series

**Automotive
AEC-Q200**

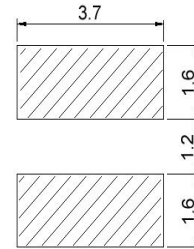
AWVH00404030 Type

■ Dimensions



unit:mm

■ Recommended Land Pattern



unit:mm

■ Electrical Characteristics

Part No.	Inductance (uH)	Test Freq.	RDC (Ω)±30%	Isat(A) Typ.(Max)	Irms(A) Typ.(Max)	Tolerance (±%)	Marking
AWVH00404030R47□00	0.47	100kHz,1V	0.014	9.0(8.0)	5.2(4.6)	30	R47
AWVH004040302R2□00	2.2	100kHz,1V	0.042	4.4(3.9)	2.8(2.5)	20,30	2R2

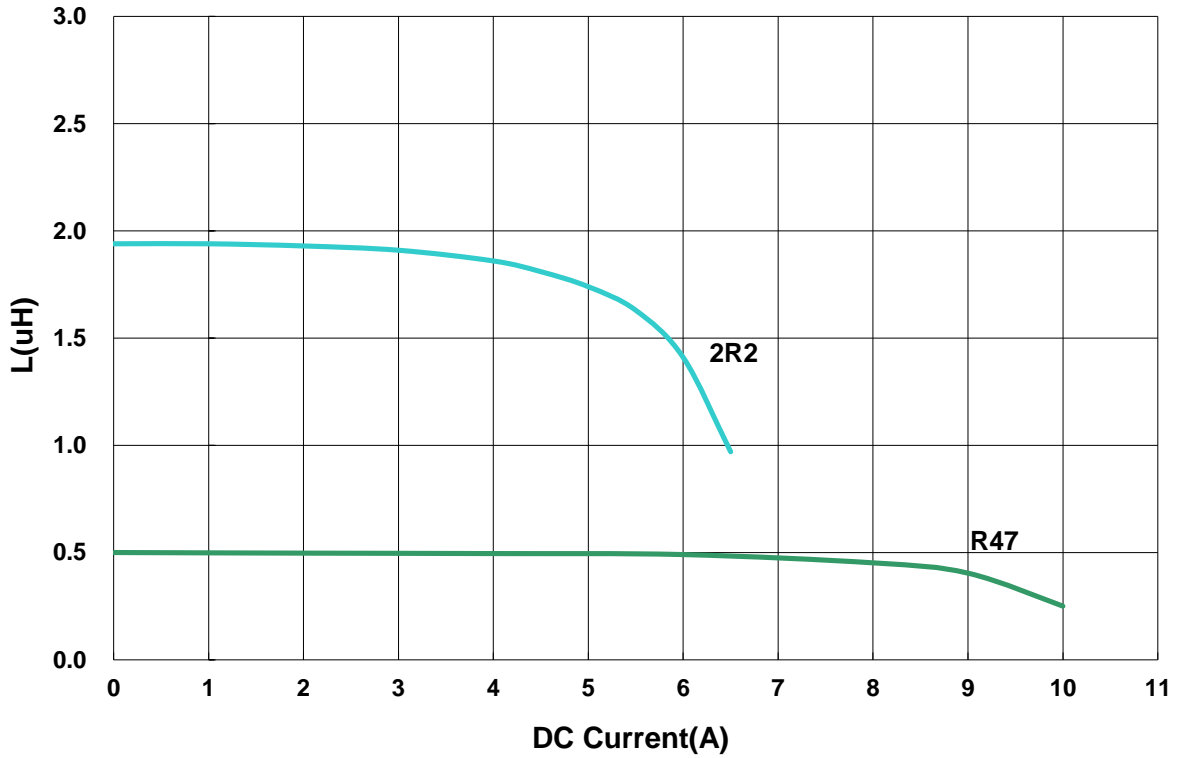
Note: When ordering, please specify tolerance code. Tolerance: M=±20% / T=±30%

1. Operating temperature range - 40°C ~ 125°C
2. Isat for Inductance drop 30% from its value without current
3. I rms for a 40°C temperature rise from 25°C ambient with current
4. Measure Equipment:
 - L: Agilent HP4284A+Agilent HP42841A
 - RDC: DIGITAL MILLINHM METER CHROMA 16502, or equivalent
 - Isat: Agilent HP4284A
 - I rms: Agilent HP4284A

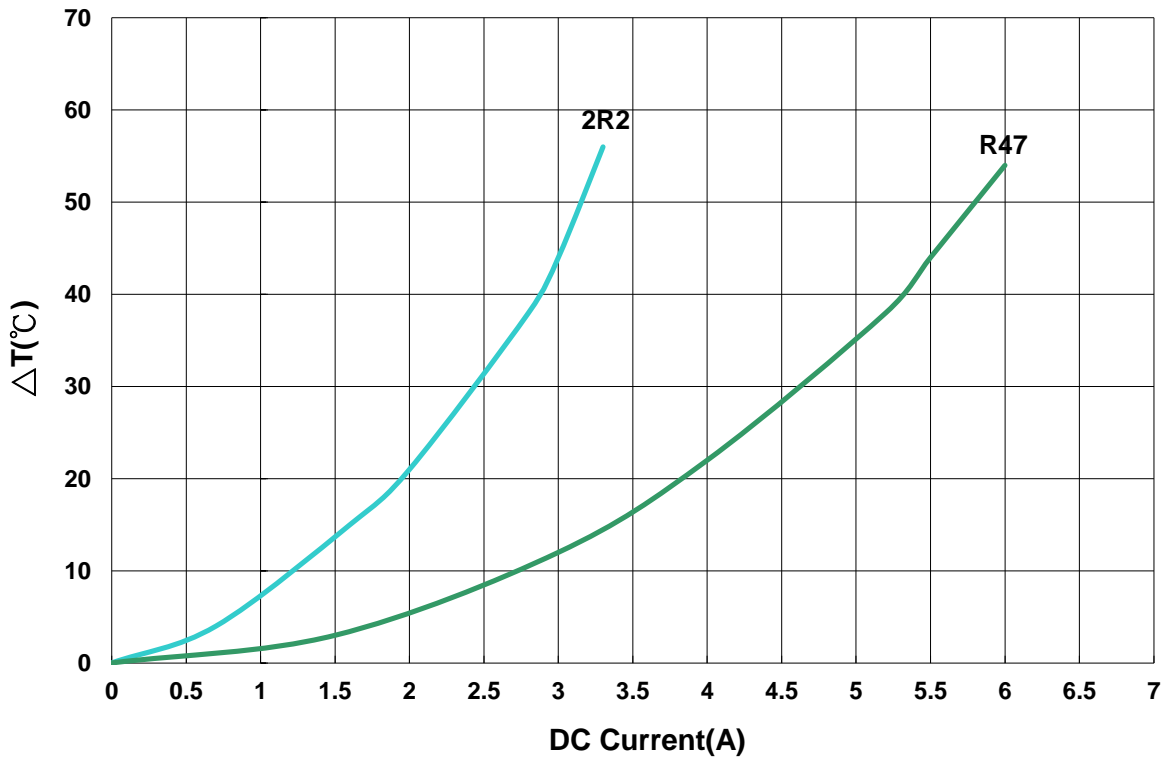
AWVH00404030 Type

■ Characteristics Graph

Inductance vs. DC Current



Temperature Change vs. DC Current

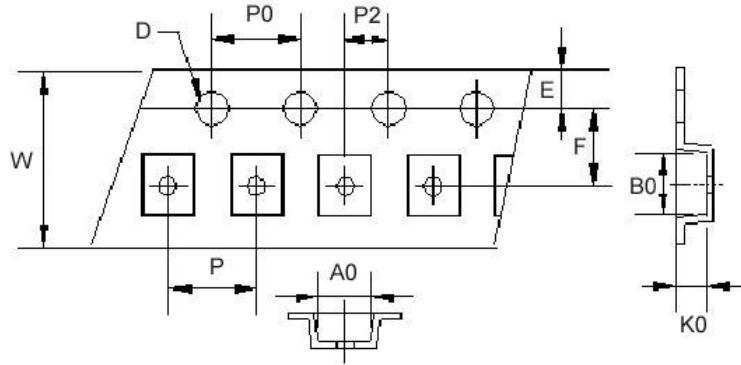


Power Inductor AWH Series

**Automotive
AEC-Q200**

■ Packaging

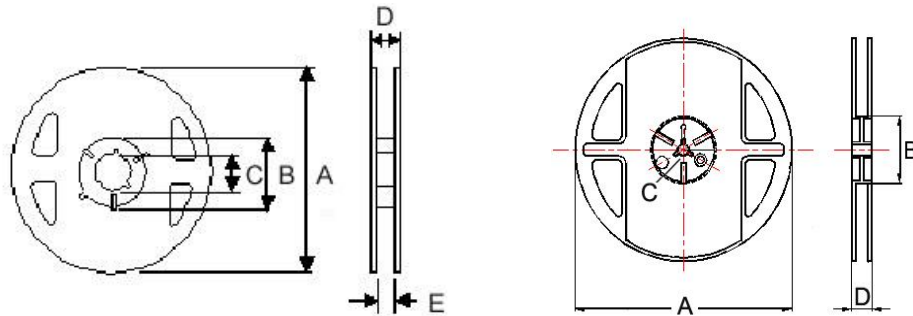
Tape Dimensions



Reel Dimensions

Figure 1

Figure 2



TYPE	Fig	Tape Dimensions										Reel Dimensions					Quantity PCS / Reel
		A0	B0	K0	D	E	F	W	P	P0	P2	A	B	C	D	E	
AWVH00201610	1	1.9	2.2	1.15	1.55	1.75	3.5	8	4	4	2	180	60	13	14.4	8.4	2000
AWVH00252010	1	2.4	2.7	1.15	1.55	1.75	3.5	8	4	4	2	180	60	13	14.4	8.4	2000
AWVH00252012	1	2.40	2.70	1.35	1.55	1.75	3.5	8	4	4	2	180	60	13	14.4	8.4	2000
AWVH00404030	2	4.25	4.25	3.2	1.55	1.75	5.5	12	8	4	2	178	60	13	13.2	-	500

单击下面可查看定价，库存，交付和生命周期等信息

[>>CHILISIN\(奇力新\)](#)