

BTEA Series



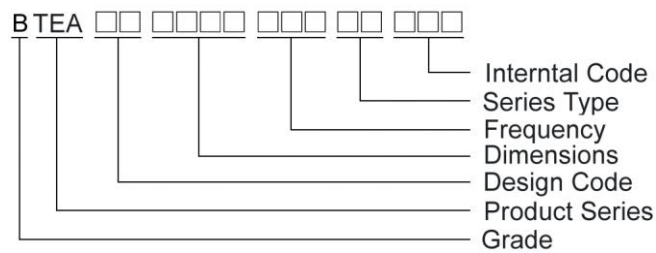
Features

- Easy installation low cost and light-weight type
- Wide bandwidth and Omni-directional
- Customized

Applications

- Bluetooth, Wireless Router, Set Top Box and Home digital
- ISM band, Lora, Sigfox, LTE, 5G, Sub 6G, WiFi 6e, NB-IOT, GPS, WiFi and Car use.

Product Identification



Shapes and Dimensions

FIG 1

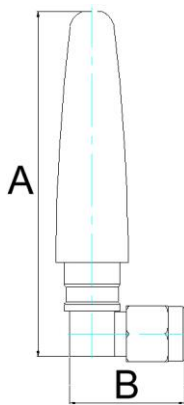


FIG 2

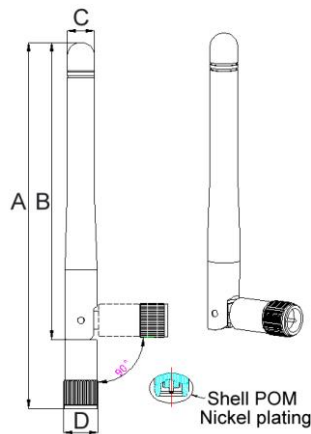


FIG 3

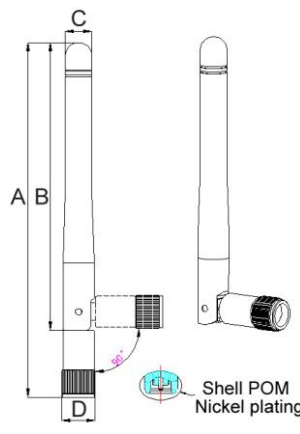
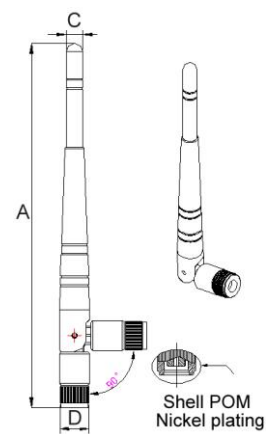


FIG 4



Dimensions in mm

TYPE	FIG	A	B	C	D
BTEA0050160G8R2A01	1	50±2	16.6±0.3	-	-
BTEA0087090G8R2A07	3	108±5	86.7±5	7.9	9.4±0.5
BTEA0087092G4R2A40	3	108.5±5	86.7±5	7.9	10±0.5
BTEA00870925GR2A07	2	108.5±5	87±5	7.8	10±0.5
BTEA0087095G0R2A03	3	108±5	86.7±5	7.8	9.95±0.5
BTEA00151325GR2A07	4	157.5±5	-	7.2	13
BTEA0015132G4R2A08	4	157.5±5	-	7.2	13

Shapes and Dimensions

FIG 5

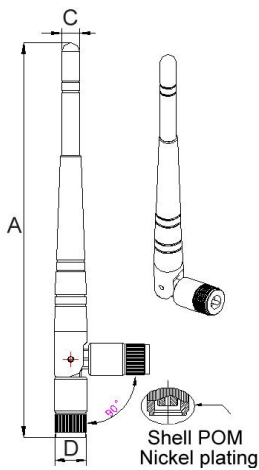


FIG 6

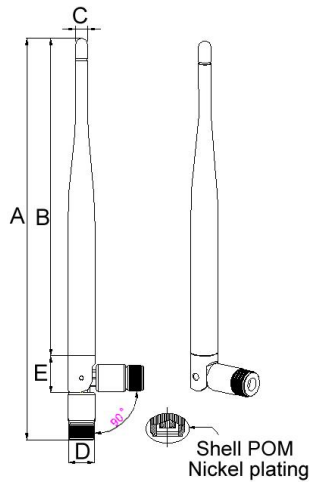


FIG 7

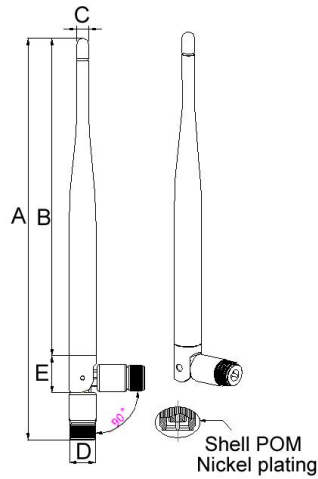
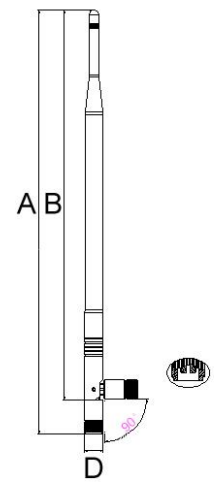


FIG 8



Dimensions in mm

TYPE	FIG	A	B	C	D	E
BTEA0015135G0R2A01	5	157.5±5	-	7.2	13	-
BTEA0017132G4R2A31	6	196±5	154±3	6	13	18
BTEA00171325GR2A05	7	196±5	154±3	6	13	18
BTEA0017135G0R2A07	6	196±5	154±3	6	13	18
BTEA00271325GR2A03	8	293±5	270±5	-	13	-

FIG 9

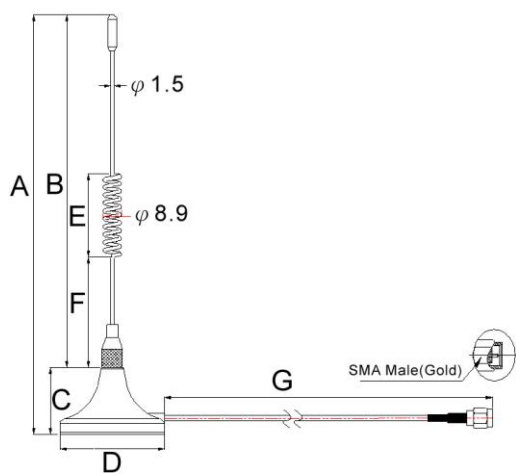
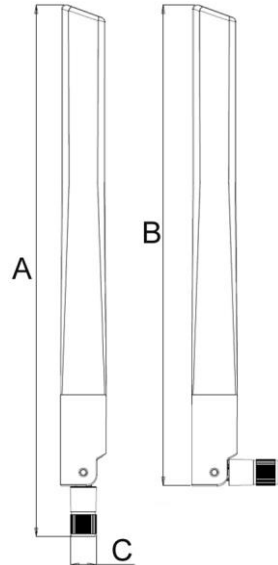


FIG 10



Dimensions in mm

TYPE	FIG	A	B	C	D	E	F	G
BTEA0027300G8R1A01	9	278.2±5	250±2	28.2	φ 30	24	51.3	1000±30
BTEA0020104G0R2A02	10	203.43±3	183.95	10±0.3	-	-	-	-
BTEA0020103G8R2A01	10	203.43±3	183.95	10±0.3	-	-	-	-
BTEA0020103G9R2A01	10	203.43±3	183.95	10±0.3	-	-	-	-
BTEA0020106G0R2A01	10	203.43±3	183.95	10±0.3	-	-	-	-
BTEA0020106G0R2A02	10	203.43±3	183.95	10±0.3	-	-	-	-
BTEA0020106G0R2A05	10	203.43±3	183.95	10±0.3	-	-	-	-

External Antenna BTEA Series

Electrical Characteristics

Part Number	Frequency Range (GHz)	Impedance (Ω)	Return Loss dB(Max)	VSWR (Max)	Radiation	Peak Gain (dB)	Polarization	Admitted Power (W)
BTEA0050160G8R2A01	0.824~0.915 1.725~1.88	50	-2.5	-	Omni-directional	2.56	Linear Vertical	1
BTEA0087090G8R2A07	0.824~0.96 1.71~2.17	50	-4	-	Omni-directional	-0.88 2.03	Linear Vertical	-
BTEA0087092G4R2A40	2.4~2.5	50	-10	-	Omni-directional	2	Linear Vertical	1
BTEA00870925GR2A07	2.4~2.5 5.15~5.85	50	-10	-	Omni-directional	2	Linear Vertical	1
BTEA0087095G0R2A03	5.15~5.85	50	-10	-	Omni-directional	2.36	Linear Vertical	1
BTEA00151325GR2A07	2.4~2.5 5.15~5.85	50	-10	2	Omni-directional	3 \pm 0.5	Linear	-
BTEA0015132G4R2A08	2.4~2.5	50	-10	2	Omni-directional	3	Linear	-
BTEA0015135G0R2A01	5.1~5.9	50	-10	2	Omni-directional	3 \pm 1	Linear	-
BTEA0017132G4R2A31	2.4~2.5	50	-10	-	Omni-directional	4.93	Linear Vertical	1
BTEA00171325GR2A05	2.4~2.5 5.15~5.85	50	-10	-	Omni-directional	5 \pm 1	Linear Vertical	1
BTEA0017135G0R2A07	5.15~5.85	50	-10	-	Omni-directional	5 \pm 1	Linear Vertical	1
BTEA0020103G8R2A01	3.3~3.8	50	-10	-	Omni-directional	2.69	Linear Vertical	1
BTEA0020103G9R2A01	3.3~4.9	50	-7	-	Omni-directional	4.89	Linear Vertical	1
BTEA0020104G0R2A02	0.704~0.96 1.71~2.7	50	-	5	Omni-directional	2.45 4.51	Linear Vertical	1
BTEA0020106G0R2A01	0.617~0.96 1.71~2.17 2.3~2.7 3.3~3.8 4.4~5 5.15~5.85	50	-	4	Omni-directional	0.59 3.74 3.51 3.7 4 4.87	Linear Vertical	1
BTEA0020106G0R2A02	5.925~7.125	50	-10	-	Omni-directional	5.31	Linear Vertical	1
BTEA0020106G0R2A05	2.4~2.5 5.15~5.85 5.925~6.325 6.35~6.75 6.775~7.125	50	-10	-	Omni-directional	5.65 5.94 6.42 6.87 5.42	Linear Vertical	1
BTEA00271325GR2A03	2.4~2.5 5.15~5.85	50	-10	-	Omni-directional	7 \pm 0.5	Linear Vertical	-
BTEA0027300G8R1A01	0.8~0.9 1.8~1.9 2.1	50	-10	2	Omni-directional	-	Linear Vertical	-

Please be sure to request approval specifications that provide further details of the products. Kindly note that the content of these specifications are subject to change or may be discontinued without prior notice. This product may not be designed/used in medical or high risk applications without Chilisin approval. Please contact our sales department before ordering.

External Antenna BTEA Series

Physical Properties

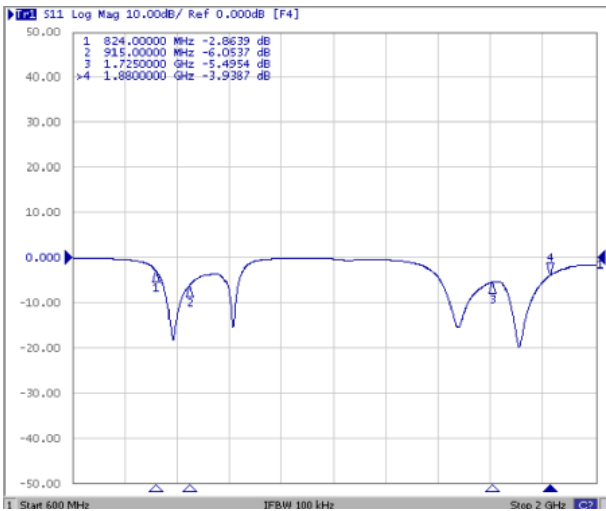
Part Number	Cable	Antenna Cover	Antenna Base	Operating Temp	Storage Temp	Color	Connector
BTEA0050160G8R2A01	RG-178	TPEE	PC/PBT	-20°C~+65°C	-30°C~+75°C	Black	SMA-Male 90°
BTEA0087090G8R2A07	RG-178	TPEE	PC/PBT	-20°C~+65°C	-30°C~+75°C	Black	SMA-Male-RP
BTEA0087092G4R2A40	RG-178	TPEE	PC/PBT	-20°C~+65°C	-30°C~+75°C	Black	SMA-Male-Reverse
BTEA00870925GR2A07	RG-178	TPEE	PC/PBT	-20°C~+65°C	-30°C~+75°C	Black	SMA-Male
BTEA0087095G0R2A03	RG-178	TPEE	PC/PBT	-20°C~+65°C	-30°C~+75°C	Black	SMA-Male-RP
BTEA00151325GR2A07	RG-178	TPEE	PC/PBT	-20°C~+65°C	-30°C~+75°C	Black	SMA-Male-RP
BTEA0015132G4R2A08	RG-178	TPEE	PC/PBT	-20°C~+65°C	-30°C~+75°C	Black	SMA-Male-RP
BTEA0015135G0R2A01	RG-178	TPEE	PC/PBT	-20°C~+65°C	-30°C~+75°C	Black	SMA-Male
BTEA0017132G4R2A31	RG-178	TPEE	PC/PBT	-20°C~+65°C	-30°C~+75°C	Black	SMA-Male-Reverse
BTEA00171325GR2A05	RG-178	TPEE	PC/PBT	-20°C~+65°C	-30°C~+75°C	Black	SMA-Male
BTEA0017135G0R2A07	RG-178	TPEE	PC/PBT	-20°C~+65°C	-30°C~+75°C	Black	SMA-Male-Reverse
BTEA0020103G8R2A01	RG-178	ABS	PC/PBT	-20°C~+65°C	-30°C~+70°C	Black	SMA-Male
BTEA0020103G9R2A01	RG-178	ABS	PC/PBT	-20°C~+65°C	-30°C~+70°C	Black	SMA-Male
BTEA0020104G0R2A02	RG-178	ABS	PC/PBT	-20°C~+65°C	-30°C~+75°C	Black	SMA-Male
BTEA0020106G0R2A01	RG-178	ABS	PC/PBT	-20°C~+65°C	-30°C~+75°C	Black	SMA-Male-RP
BTEA0020106G0R2A02	RG-178	ABS	PC/PBT	-20°C~+65°C	-30°C~+70°C	Black	SMA-PLUG
BTEA0020106G0R2A05	RG-178	ABS	PC/PBT	-20°C~+65°C	-30°C~+75°C	Black	SMA-PLUG
BTEA00271325GR2A03	RG-178	ABS	PC/PBT	-20°C~+65°C	-30°C~+75°C	Black	RP-SMA-Male
BTEA0027300G8R1A01	RG-174	ABS	PVC/SPRING	-10°C~+70°C	+40°C~+80°C	Black	SMA-PLUG

Please be sure to request approval specifications that provide further details of the products. Kindly note that the content of these specifications are subject to change or may be discontinued without prior notice. This product may not be designed/used in medical or high risk applications without Chilisin approval. Please contact our sales department before ordering.

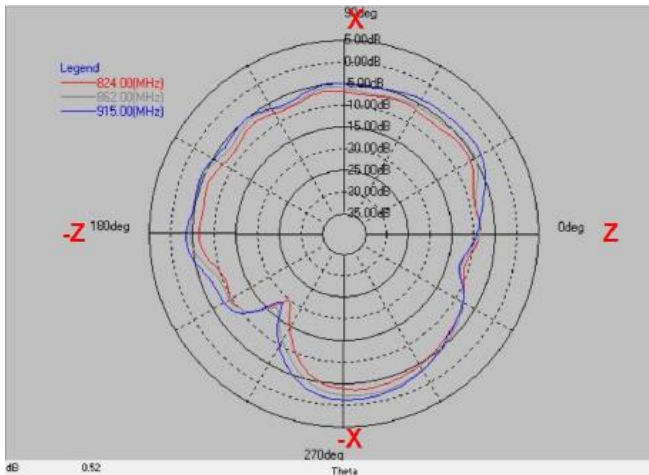
Downloaded From Oneyac.com

BTEA0050160G8R2A01

Return Loss S11

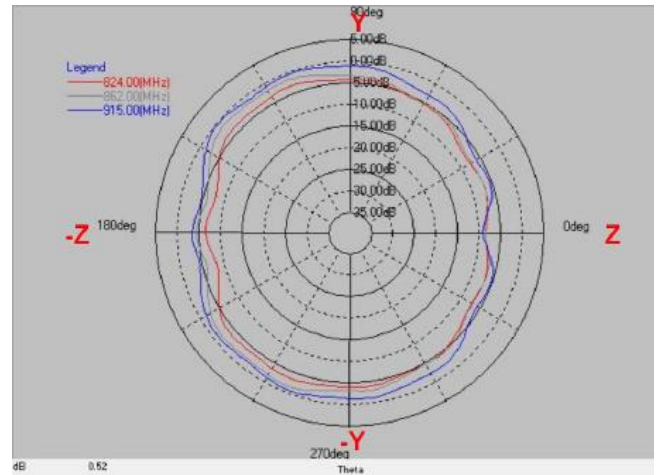


Frequency(MHz) : 824~915. Pattern Field : X-Z plane



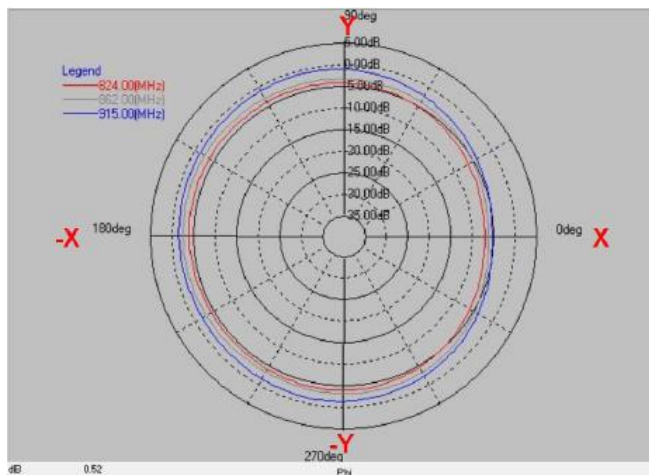
Frequency	Max value	Min value	Average
824(MHz)	-3.68 dB	-19.80 dB	-7.22 dB
862(MHz)	-2.31 dB	-16.80 dB	-6.07 dB
915(MHz)	-1.52 dB	-18.72 dB	-5.13 dB

Frequency(MHz) : 824~915. Pattern Field : Y-Z plane



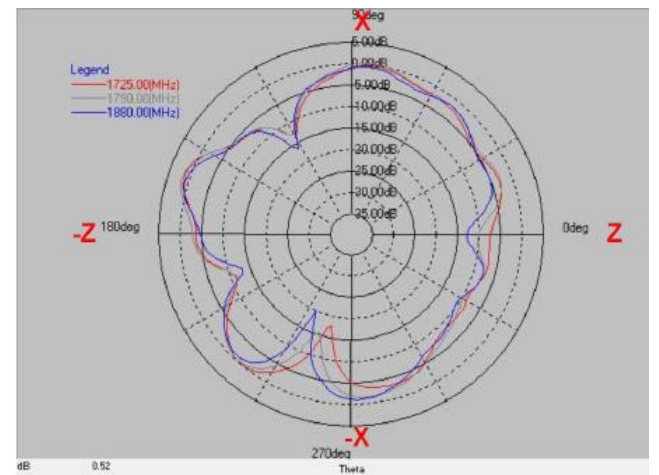
Frequency	Max value	Min value	Average
824(MHz)	-3.26 dB	-8.39 dB	-5.27 dB
862(MHz)	-1.60 dB	-8.61 dB	-4.02 dB
915(MHz)	-0.37 dB	-9.12 dB	-2.62 dB

Frequency(MHz) : 824~915. Pattern Field : Y-X plane



Frequency	Max value	Min value	Average
824(MHz)	-3.85 dB	-7.08 dB	-4.79 dB
862(MHz)	-2.50 dB	-6.26 dB	-3.66 dB
915(MHz)	-1.06 dB	-5.29 dB	-2.22 dB

Frequency(MHz) : 1725~1880. Pattern Field : X-Z plane

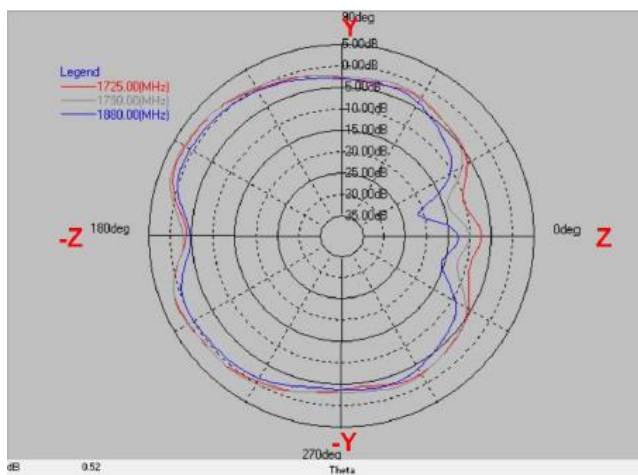


Frequency	Max value	Min value	Average
1725 (MHz)	1.20 dB	-17.94 dB	-4.00 dB
1790(MHz)	1.73 dB	-15.77 dB	-3.52 dB
1880(MHz)	0.74 dB	-20.26 dB	-4.27 dB

Please be sure to request approval specifications that provide further details of the products. Kindly note that the content of these specifications are subject to change or may be discontinued without prior notice. This product may not be designed/used in medical or high risk applications without Chilisin approval. Please contact our sales department before ordering.

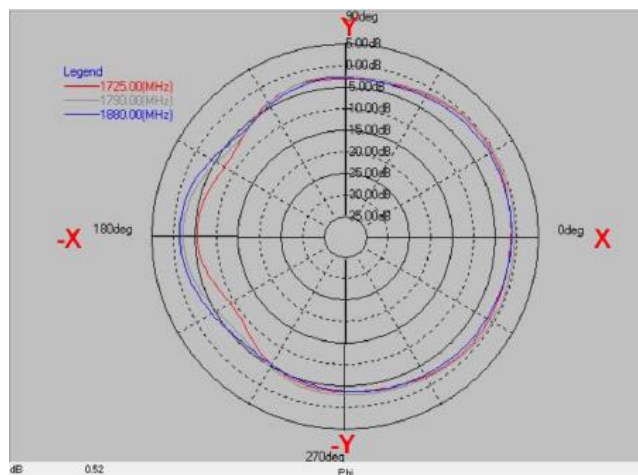
External Antenna BTEA Series

Frequency(MHz) : 1725~1880. Pattern Field : Y-Z plane



Frequency	Max value	Min value	Average
1725 (MHz)	2.15 dB	-10.24 dB	-1.80 dB
1790(MHz)	2.56 dB	-14.06 dB	-1.55 dB
1880(MHz)	0.74 dB	-21.26 dB	-3.03 dB

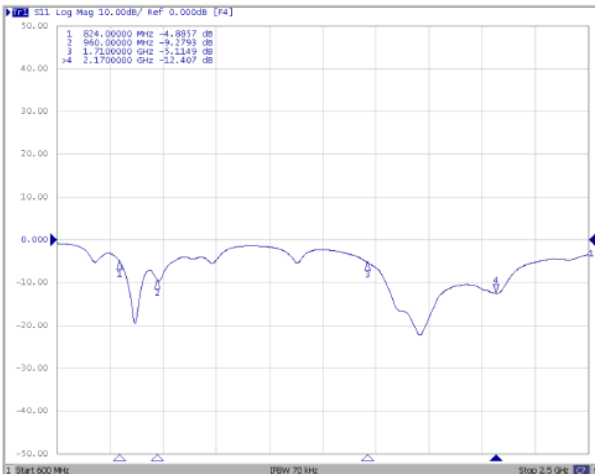
Frequency(MHz) : 1725~1880. Pattern Field : X-Y plane



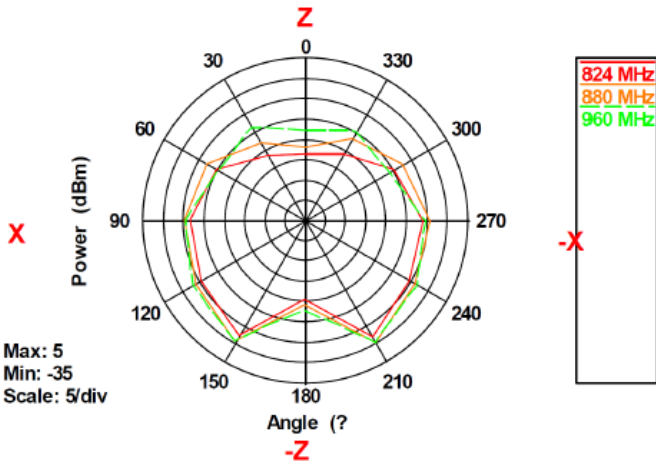
Frequency	Max value	Min value	Average
1725 (MHz)	-0.49 dB	-9.26 dB	-3.20 dB
1790(MHz)	0.01 dB	-6.67 dB	-2.35 dB
1880(MHz)	-1.09 dB	-5.91 dB	-2.84 dB

BTEA0087090G8R2A07

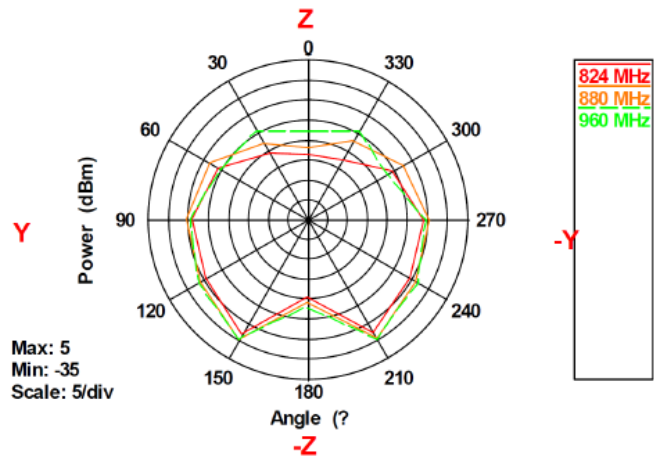
Return Loss S11



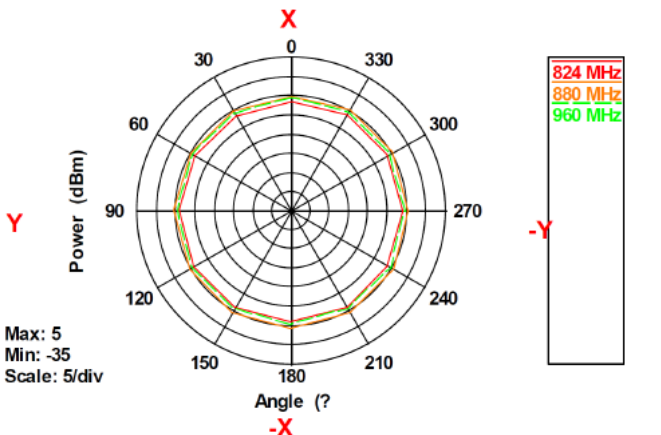
Frequency(MHz) : 824~960. Pattern Field : X-Z plane



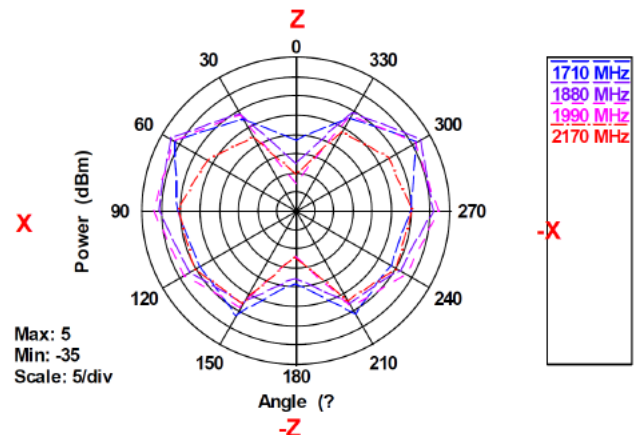
Frequency(MHz) : 824~960. Pattern Field : Y-Z plane



Frequency(MHz) : 824~960. Pattern Field : Y-X plane

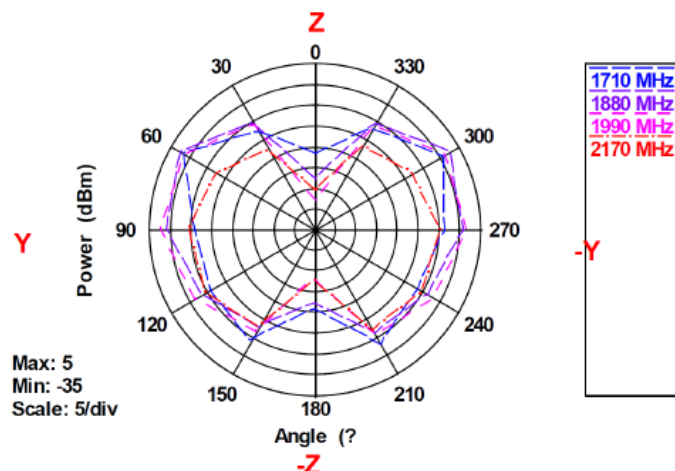


Frequency(MHz) : 1710~2170. Pattern Field : X-Z plane



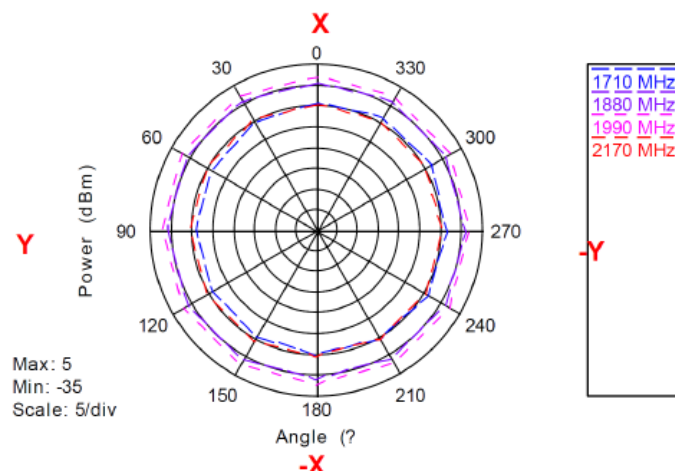
External Antenna BTEA Series

Frequency(MHz) : 1710~2170. Pattern Field : Y-Z plane



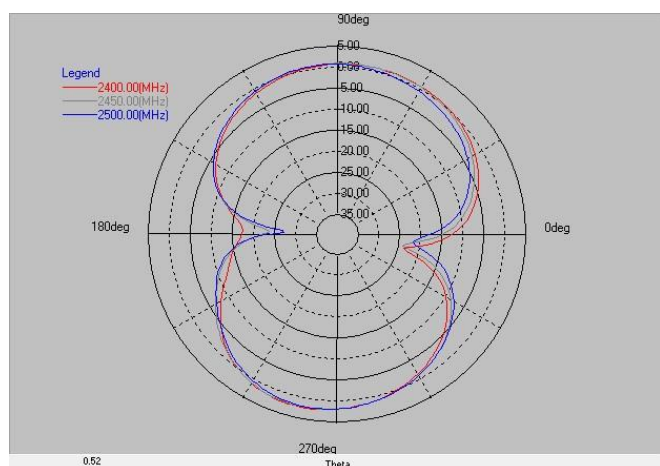
Frequency	Max value	Min value	Average
1710(MHz)	1.39 dB	-17.00 dB	-4.31 dB
1880(MHz)	2.34 dB	-22.99 dB	-2.42 dB
1990(MHz)	1.76 dB	-28.26 dB	-2.31 dB
2170(MHz)	-4.76 dB	-25.83 dB	-8.05 dB

Frequency(MHz) : 1710~2170. Pattern Field : Y-X plane



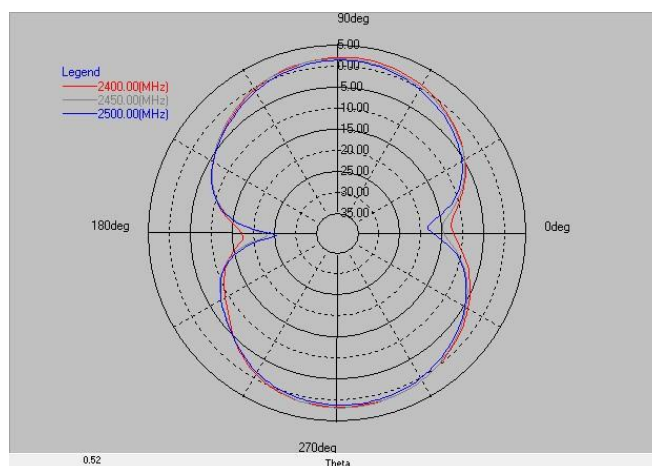
Frequency	Max value	Min value	Average
1710(MHz)	-3.50 dB	-6.20 dB	-4.87 dB
1880(MHz)	0.73 dB	0.38 dB	0.57 dB
1990(MHz)	1.93 dB	1.73 dB	1.83 dB
2170(MHz)	-4.70 dB	-5.03 dB	-4.86 dB

Pattern Field : Z-X plane, Phi=0.00deg



Layer	Max value	Min value	Average
2400(MHz)	2.15 dB	-23.78 dB	-1.96 dB
2450(MHz)	2.04 dB	-24.00 dB	-1.90 dB
2500(MHz)	1.89 dB	-27.29 dB	-2.22 dB

Pattern Field : Z-Y plane, Phi=90.00deg



Layer	Max value	Min value	Average
2400(MHz)	1.94 dB	-17.61 dB	-1.74 dB
2450(MHz)	1.73 dB	-23.26 dB	-1.88 dB
2500(MHz)	1.23 dB	-25.61 dB	-2.37 dB

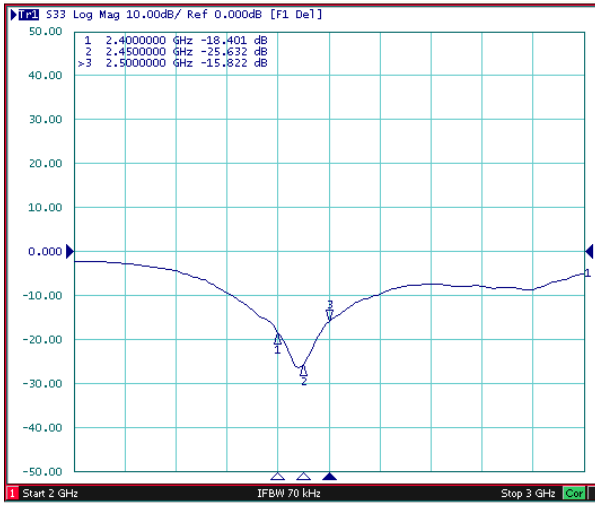
Pattern Field : X-Y plane, Theta=90.00deg

Peak Gain

Please be sure to request approval specifications that provide further details of the products. Kindly note that the content of these specifications are subject to change or may be discontinued without prior notice. This product may not be designed/used in medical or high risk applications without Chilisin approval. Please contact our sales department before ordering.

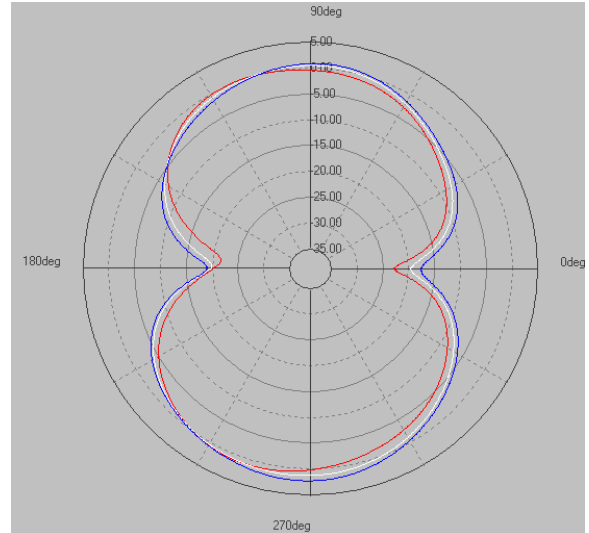
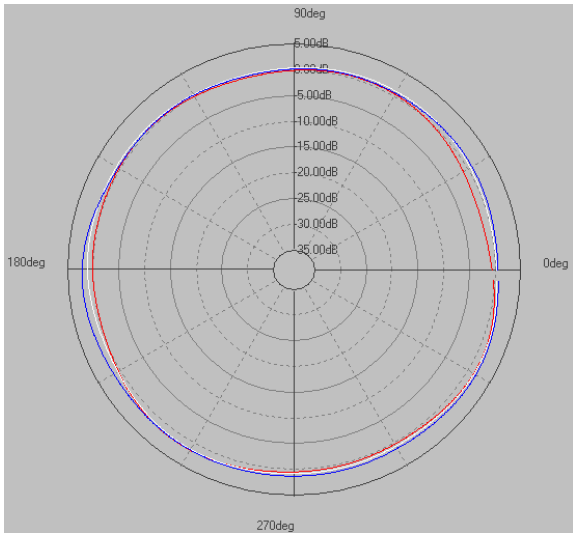
BTEA0087092G4R2A40

Return Loss S33



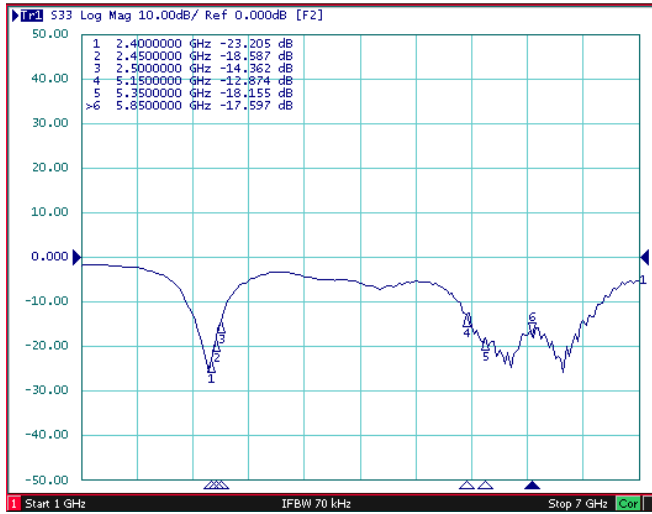
Frequency(MHz) : 2400~2500. Pattern Field : V plane

Frequency(MHz) : 2400~2500. Pattern Field : H plane



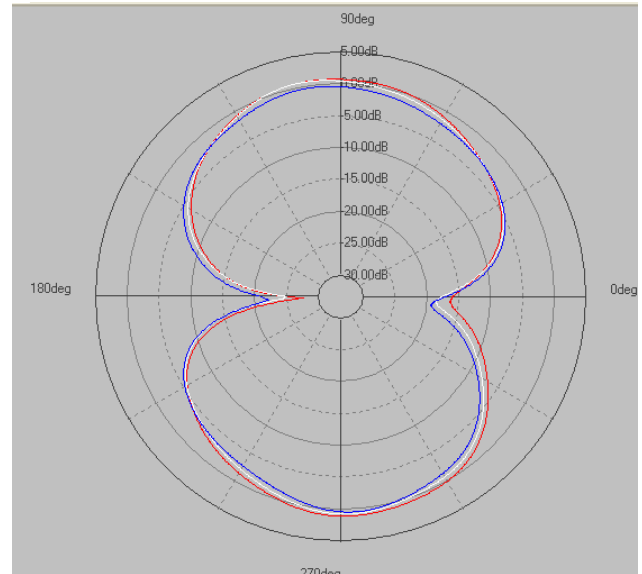
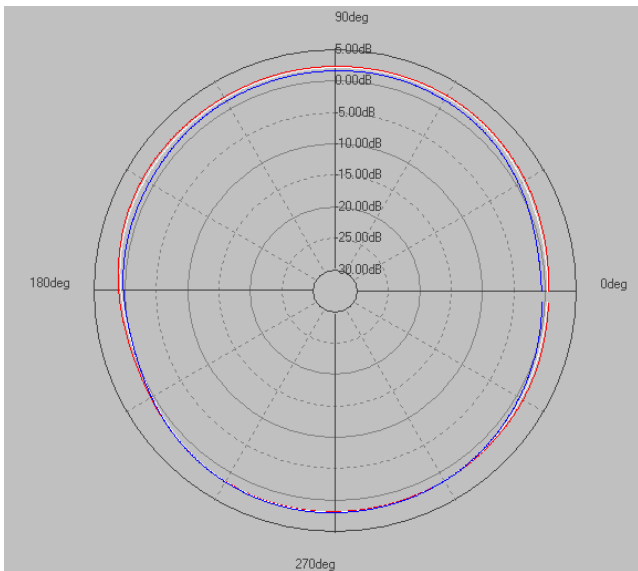
BTEA00870925GR2A07

Return Loss S33



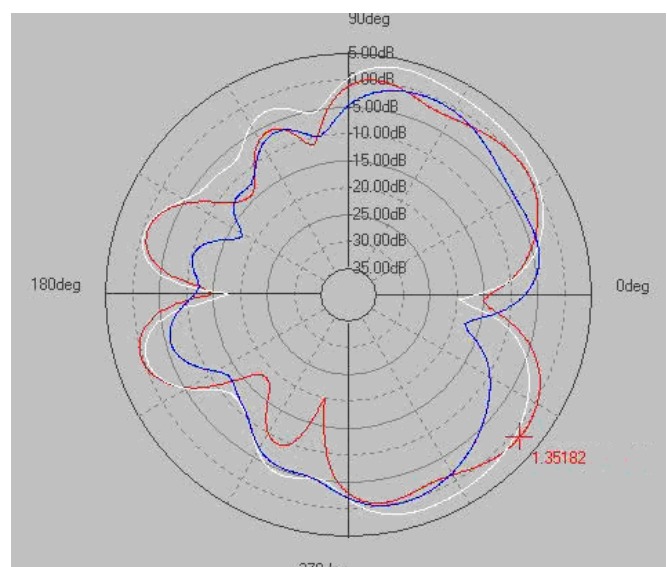
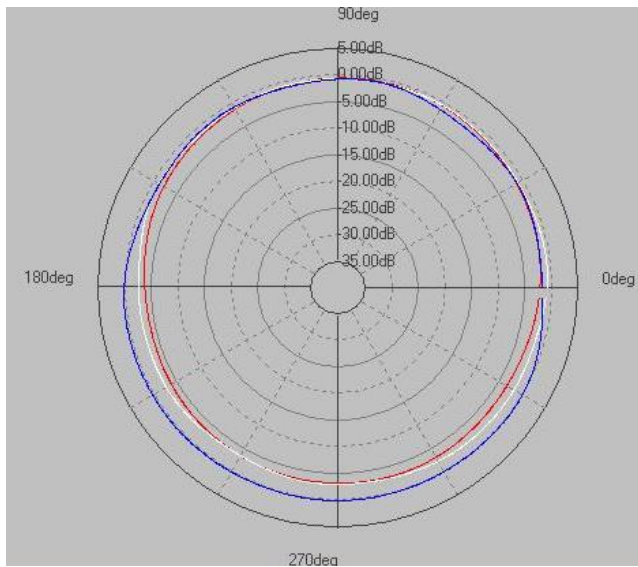
Frequency(MHz) : 2400~2500. Pattern Field : H plane

Frequency(MHz) : 2400~2500. Pattern Field : E plane



Frequency(MHz) : 5150-5850. Pattern Field : H plane

Frequency(MHz) : 5150-5850. Pattern Field : E plane



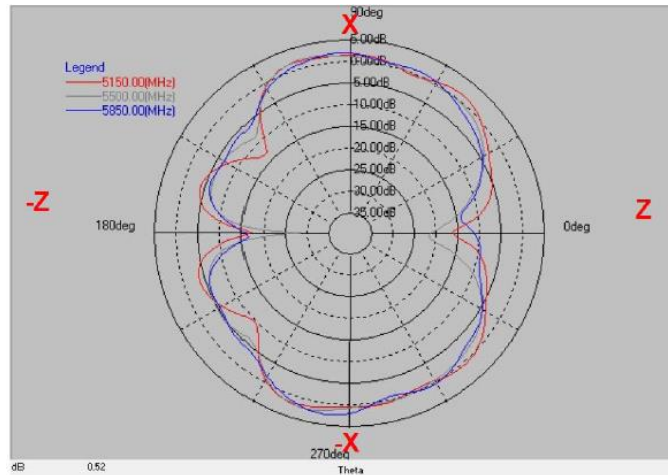
Please be sure to request approval specifications that provide further details of the products. Kindly note that the content of these specifications are subject to change or may be discontinued without prior notice. This product may not be designed/used in medical or high risk applications without Chilisin approval. Please contact our sales department before ordering.

BTEA0087095G0R2A03

Return Loss S11

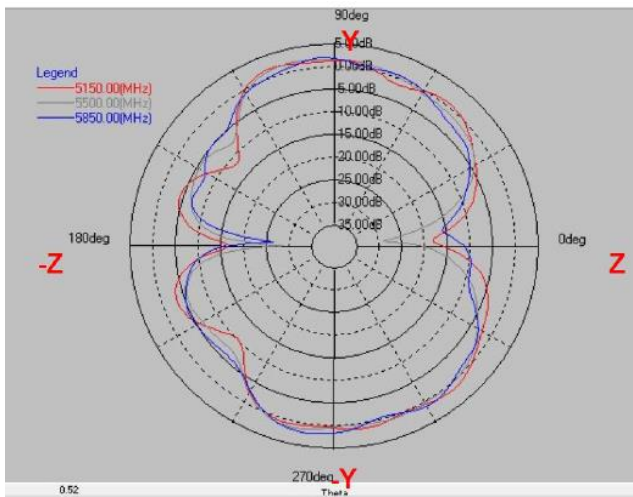


Frequency(MHz): 5150~5850. Pattern Field : Z-X plane



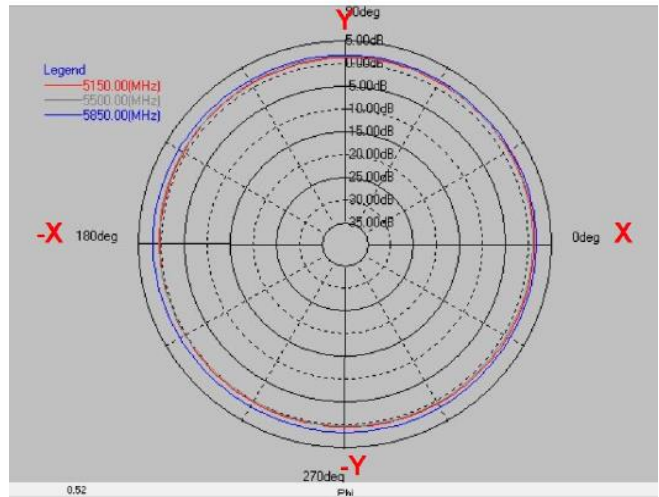
Layer	Max value	Min value	Average
5150(MHz)	1.52 dB	-17.32 dB	-1.78 dB
5550(MHz)	2.01 dB	-28.64 dB	-2.18 dB
5850(MHz)	2.36 dB	-16.51 dB	-2.06 dB

Frequency(MHz): 5150~5850. Pattern Field : Z-Y plane



Layer	Max value	Min value	Average
5150(MHz)	1.79 dB	-18.10 dB	-1.89 dB
5550(MHz)	1.71 dB	-29.01 dB	-2.17 dB
5850(MHz)	1.86 dB	-26.43 dB	-2.14 dB

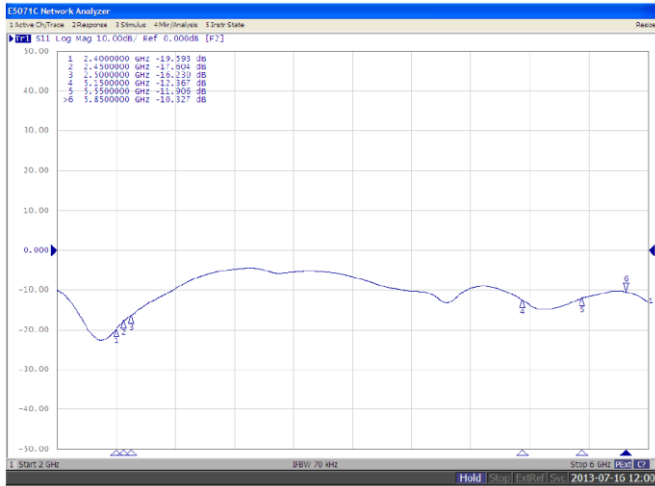
Frequency(MHz): 5150~5850. Pattern Field : X-Y plane




Layer	Max value	Min value	Average
5150(MHz)	1.44 dB	0.15 dB	0.77 dB
5550(MHz)	1.46 dB	-0.10 dB	0.73 dB
5850(MHz)	1.87 dB	1.29 dB	1.61 dB

BTEA00151325GR2A07

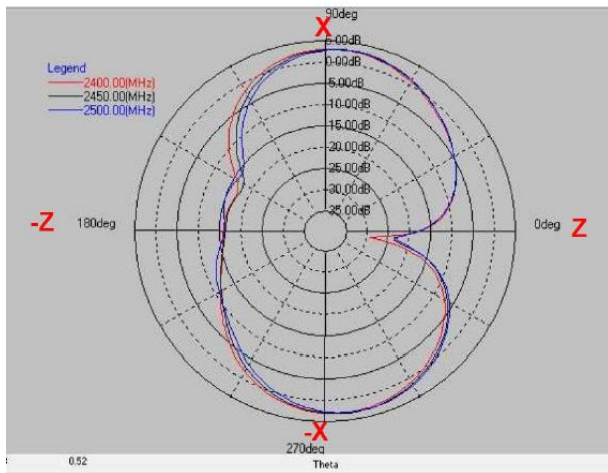
Return Loss



Experimental Setup

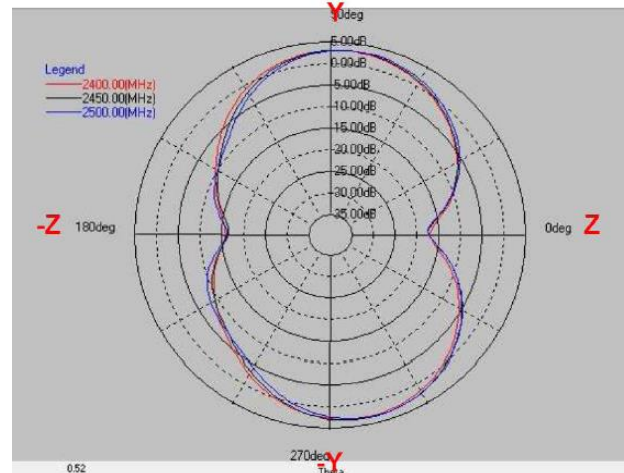


Frequency(MHz) : 2400~2500. Pattern Field : X-Z plane



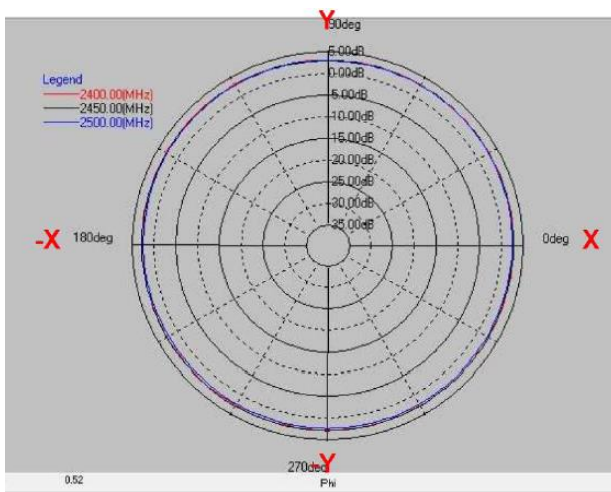
Layer	Max value	Average
2400(MHz)	2.96 dB	-1.69 dB
2450(MHz)	3.14 dB	-1.70 dB
2500(MHz)	3.05 dB	-1.84 dB

Frequency(MHz) : 2400~2500. Pattern Field : Y-Z plane



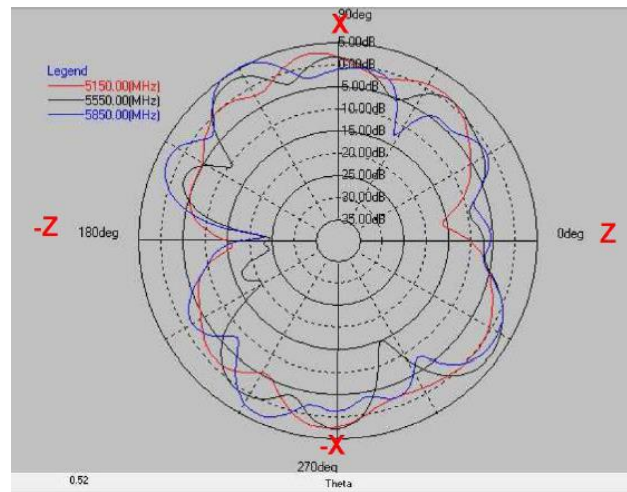
Layer	Max value	Average
2400(MHz)	3.03 dB	-1.49 dB
2450(MHz)	3.10 dB	-1.45 dB
2500(MHz)	3.09 dB	-1.54 dB

Frequency(MHz) : 2400~2500. Pattern Field : X-Y plane



Layer	Max value	Average
2400(MHz)	2.96 dB	2.81 dB
2450(MHz)	2.91 dB	2.81 dB
2500(MHz)	2.80 dB	2.53 dB

Frequency(MHz) : 5150~5850. Pattern Field : X-Z plane

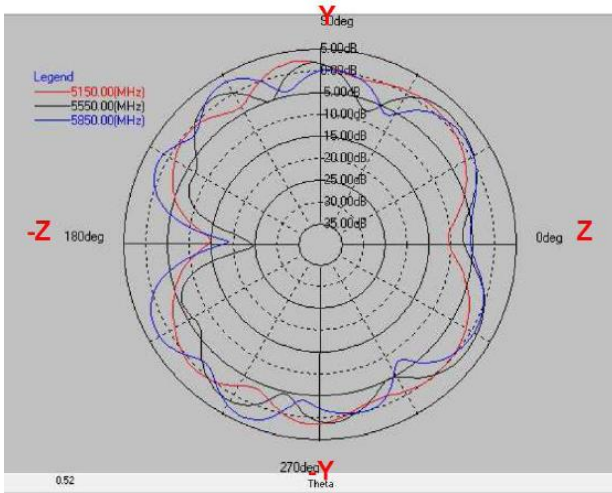


Layer	Max value	Average
5150(MHz)	2.72 dB	-1.71 dB
5550(MHz)	3.45 dB	-1.53 dB
5850(MHz)	5.63 dB	-1.05 dB

Please be sure to request approval specifications that provide further details of the products. Kindly note that the content of these specifications are subject to change or may be discontinued without prior notice. This product may not be designed/used in medical or high risk applications without Chilisin approval. Please contact our sales department before ordering.

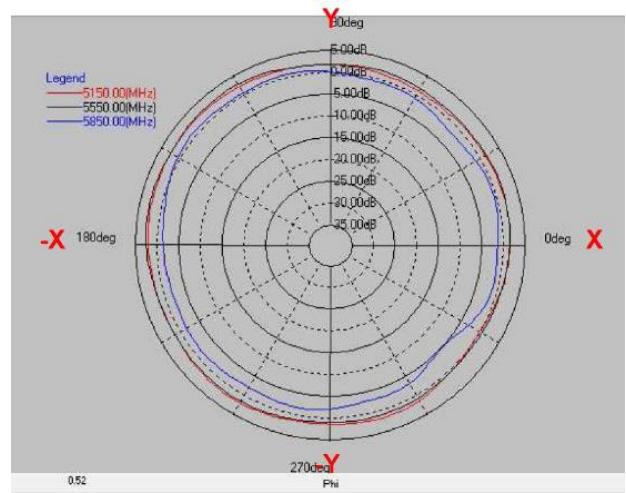
External Antenna BTEA Series

Frequency(MHz) : 5150~5850. Pattern Field : Y-Z plane



Layer	Max value	Average
5150(MHz)	2.36 dB	-1.38 dB
5550(MHz)	2.03 dB	-1.48 dB
5850(MHz)	3.44 dB	-0.63 dB

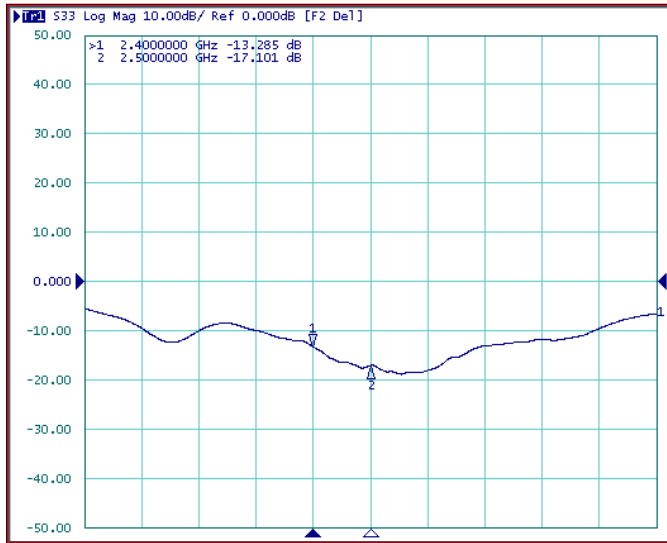
Frequency(MHz) : 5150~5850. Pattern Field : X-Y plane



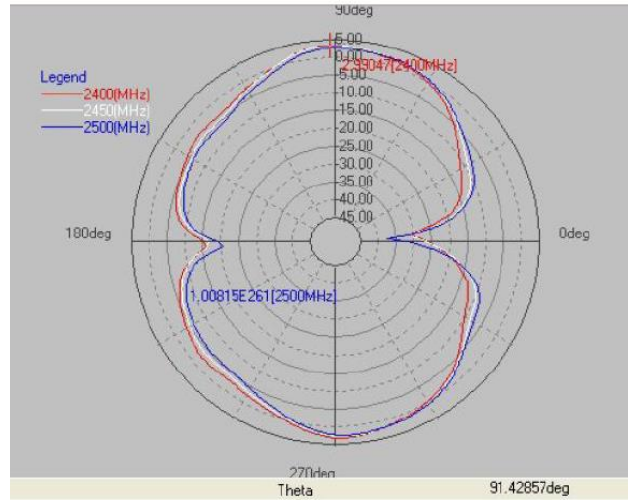
Layer	Max value	Average
5150(MHz)	2.52 dB	1.54 dB
5550(MHz)	2.82 dB	1.63 dB
5850(MHz)	0.83 dB	-1.21 dB

BTEA0015132G4R2A08

Return Loss S33

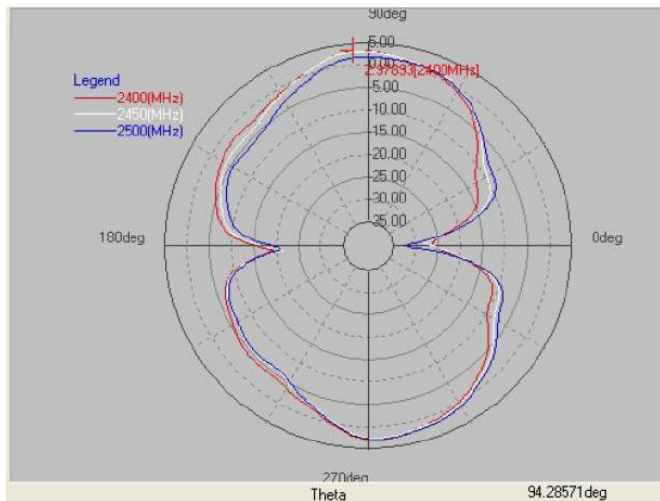


Frequency(MHz) : 2400~2500. Pattern Field : X-Z plane



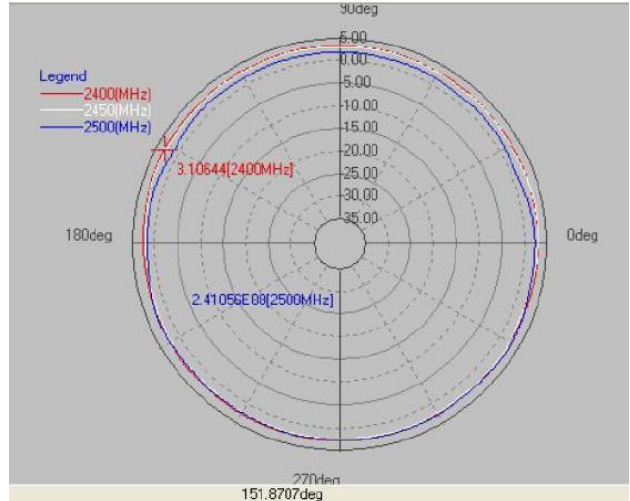
Layer	Max value	Average
2400(MHz)	2.99 dB	-2.07 dB
2450(MHz)	2.93 dB	-2.15 dB
2500(MHz)	2.30 dB	-2.51 dB

Frequency(MHz) : 2400~2500. Pattern Field : Y-Z plane



Layer	Max value	Average
2400(MHz)	2.98 dB	-2.08 dB
2450(MHz)	2.86 dB	-2.19 dB
2500(MHz)	2.77 dB	-2.50 dB

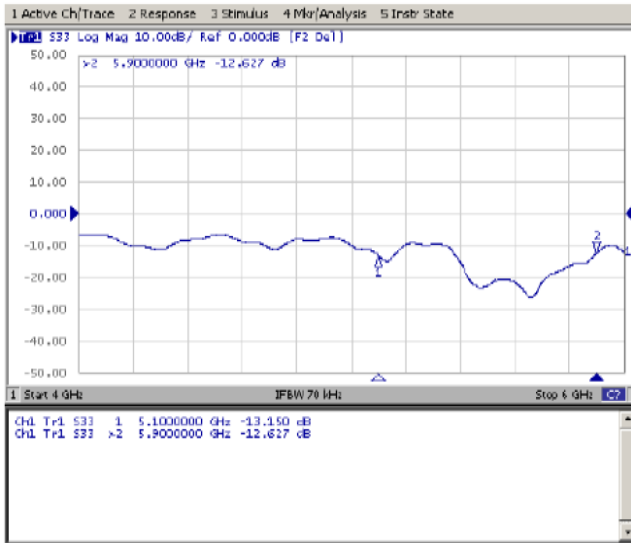
Frequency(MHz) : 2400~2500. Pattern Field : X-Y plane



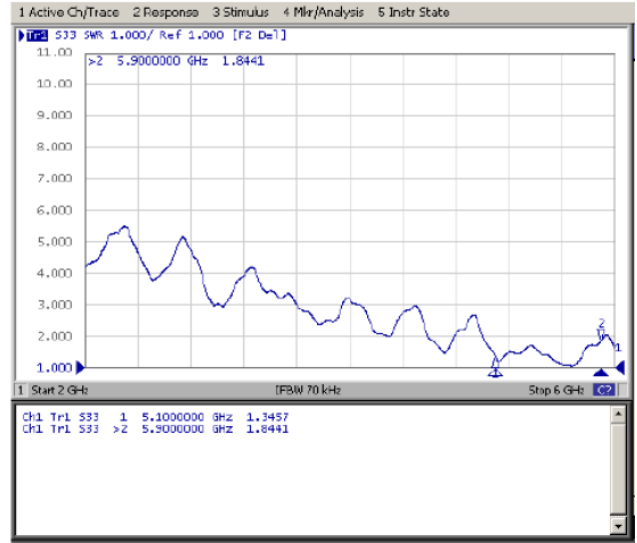
Layer	Max value	Average
2400(MHz)	3.11 dB	2.79 dB
2450(MHz)	3.15 dB	2.54 dB
2500(MHz)	3.17 dB	2.06 dB

BTEA0015135G0R2A01

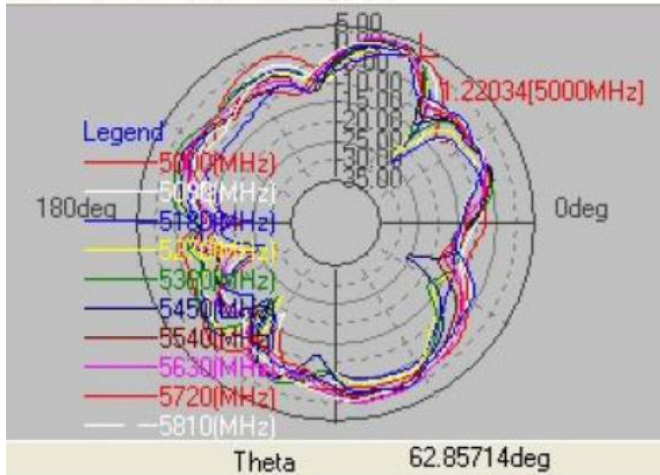
Return Loss S33



VSWR

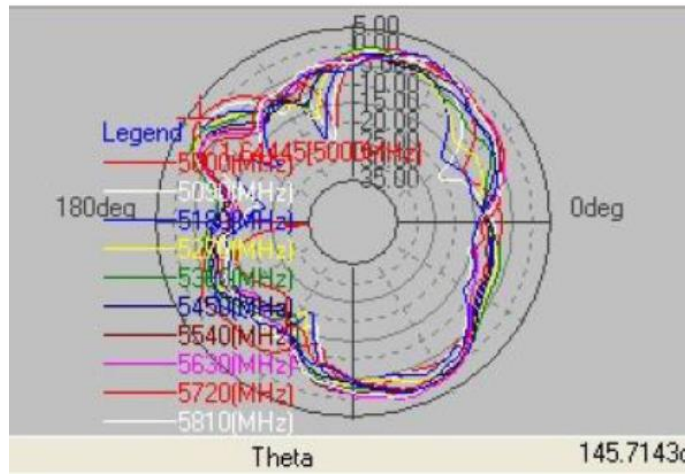


Frequency(MHz) : 5000~5900. Pattern Field : X-Z plane



Layer	Max value	Average
5000(MHz)	1.22 dB	-4.52 dB
5090(MHz)	1.08 dB	-5.81 dB
5180(MHz)	0.11 dB	-6.54 dB
5270(MHz)	1.34 dB	-5.93 dB
5360(MHz)	2.54 dB	-4.58 dB
5450(MHz)	1.62 dB	-5.76 dB
5540(MHz)	2.56 dB	-4.93 dB
5630(MHz)	2.45 dB	-4.49 dB
5720(MHz)	0.74 dB	-5.92 dB
5810(MHz)	0.73 dB	-5.11 dB
5900(MHz)	0.55 dB	-6.18 dB

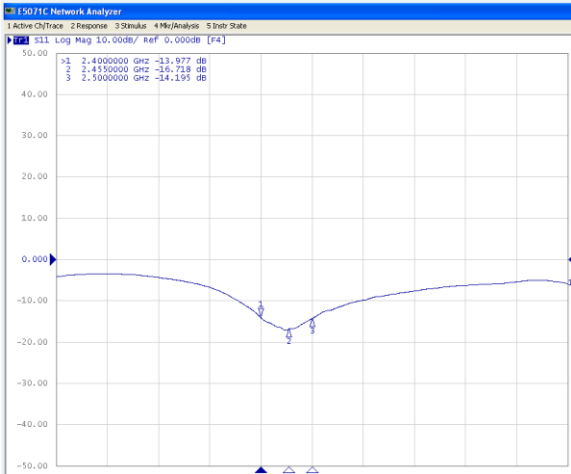
Frequency(MHz) : 5000~5900. Pattern Field : Y-Z plane



Layer	Max value	Average
5000(MHz)	1.64 dB	-4.60 dB
5090(MHz)	0.16 dB	-6.00 dB
5180(MHz)	-0.22 dB	-6.52 dB
5270(MHz)	-0.47 dB	-6.00 dB
5360(MHz)	0.36 dB	-4.84 dB
5450(MHz)	0.43 dB	-5.51 dB
5540(MHz)	0.77 dB	-4.84 dB
5630(MHz)	1.71 dB	-4.24 dB
5720(MHz)	-0.36 dB	-5.59 dB
5810(MHz)	1.26 dB	-4.95 dB
5900(MHz)	0.55 dB	-5.85 dB

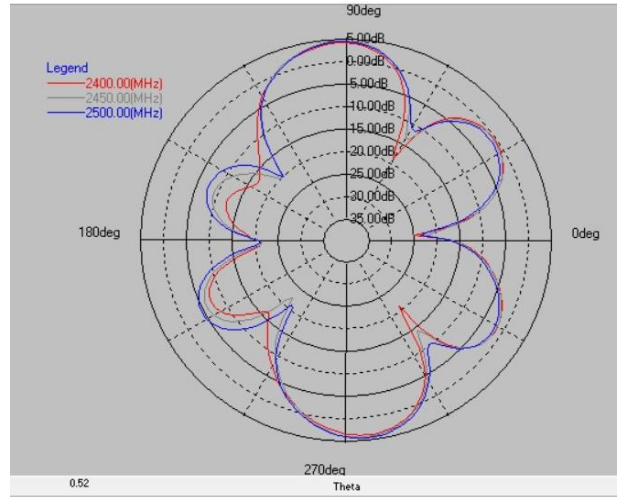
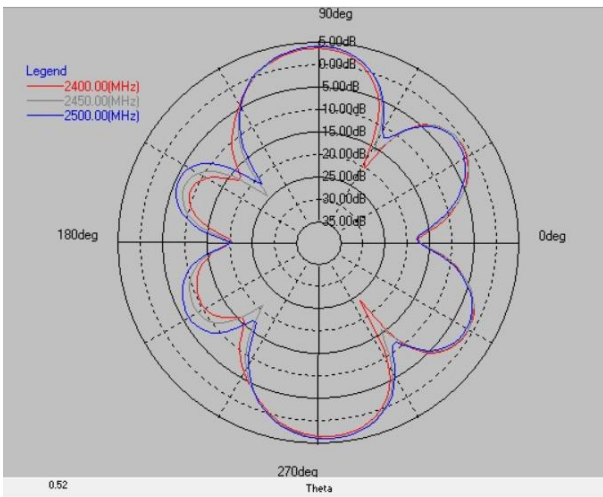
BTEA0017132G4R2A31

Return Loss S11



Frequency(MHz): 2400~2500. Pattern Field: Z-X plane

Frequency(MHz): 2400~2500. Pattern Field: Z-Y plane

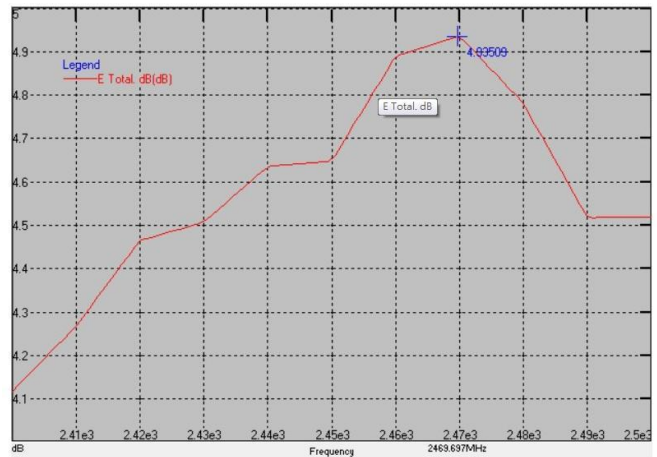
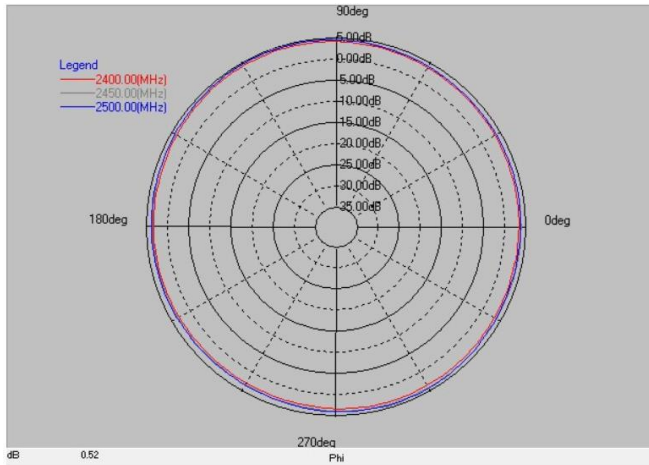


Layer	Max value	Position	Min value
2400(MHz)	3.46 dB	-86.00 deg	-23.93 dB
2450(MHz)	3.96 dB	90.00 deg	-24.55 dB
2500(MHz)	3.95 dB	-86.00 deg	-21.86 dB

Layer	Max value	Position	Min value
2400(MHz)	4.00 dB	92.00 deg	-24.97 dB
2450(MHz)	4.46 dB	92.00 deg	-22.51 dB
2500(MHz)	4.35 dB	92.00 deg	-23.53 dB

Frequency(MHz): 2400~2500. Pattern Field: X-Y plane

Peak Gain



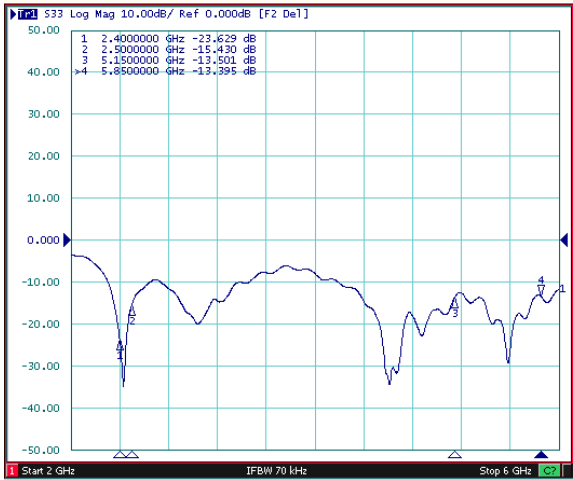
Layer	Max value	Position	Min value
2400(MHz)	4.12 dB	108.00 deg	2.80 dB
2450(MHz)	4.65 dB	112.00 deg	3.21 dB
2500(MHz)	4.52 dB	110.00 deg	3.29 dB

Peak Gain : Max 4.93 dBi

Please be sure to request approval specifications that provide further details of the products. Kindly note that the content of these specifications are subject to change or may be discontinued without prior notice. This product may not be designed/used in medical or high risk applications without Chilisin approval. Please contact our sales department before ordering.

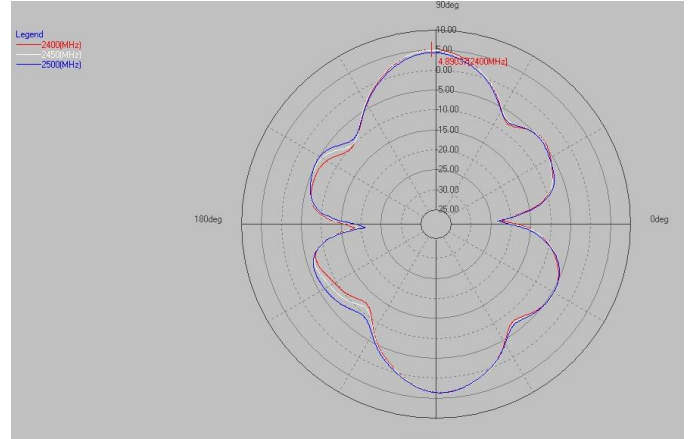
BTEA00171325GR2A05

Return Loss S33



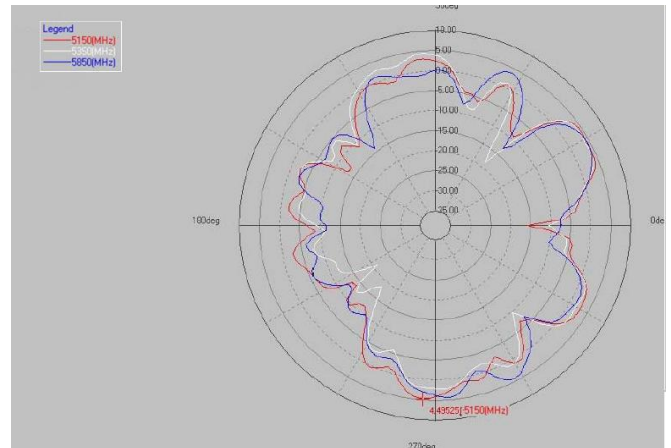
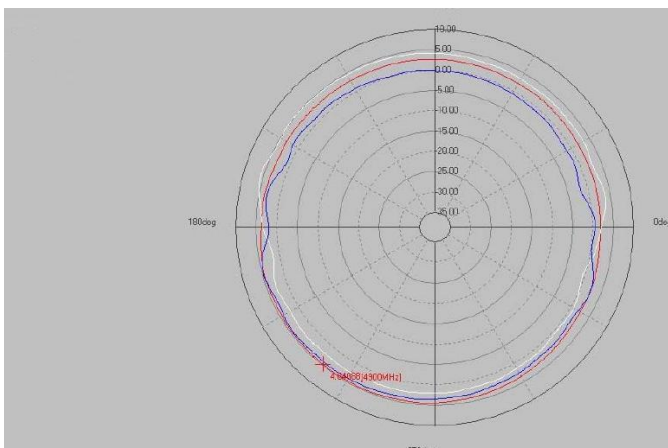
Frequency(MHz) : 2400~2500. Pattern Field : H plane

Frequency(MHz) : 2400~2500. Pattern Field : E plane



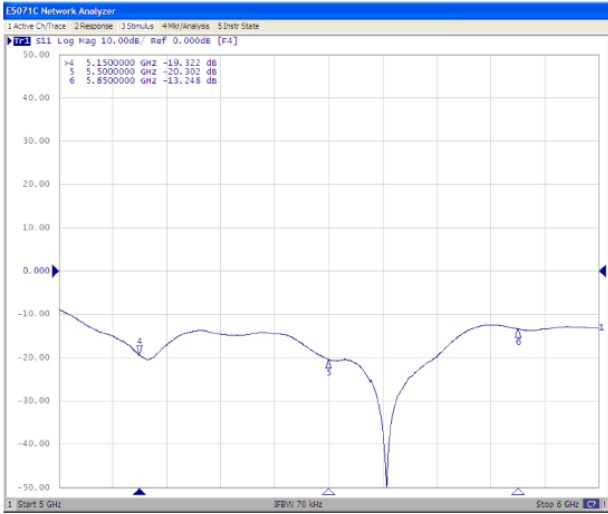
Frequency(MHz) : 5150-5850. Pattern Field : H plane

Frequency(MHz) : 5150-5850. Pattern Field : H plane

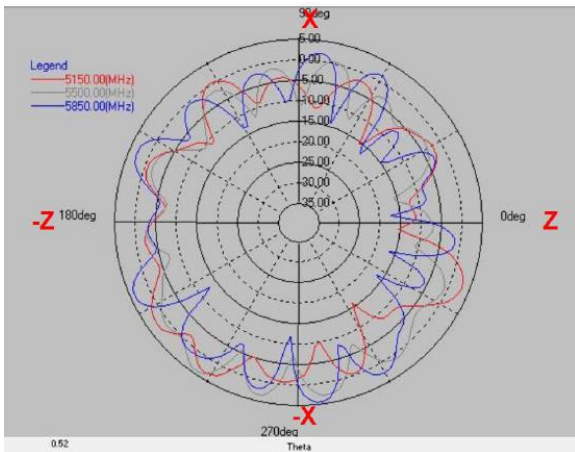


BTEA0017135G0R2A07

Return Loss S11

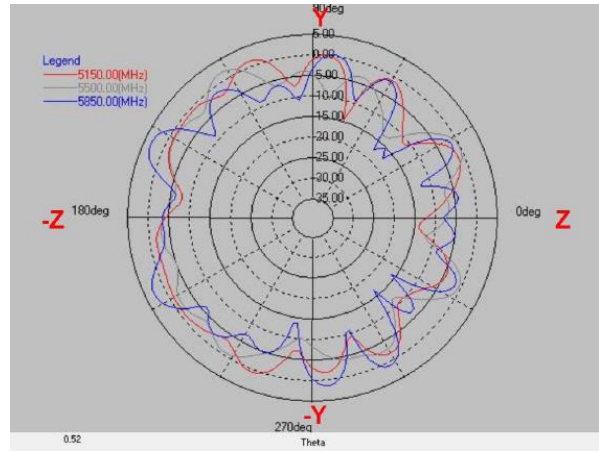


Frequency(MHz): 5150~5850. Pattern Field: Z-X plane



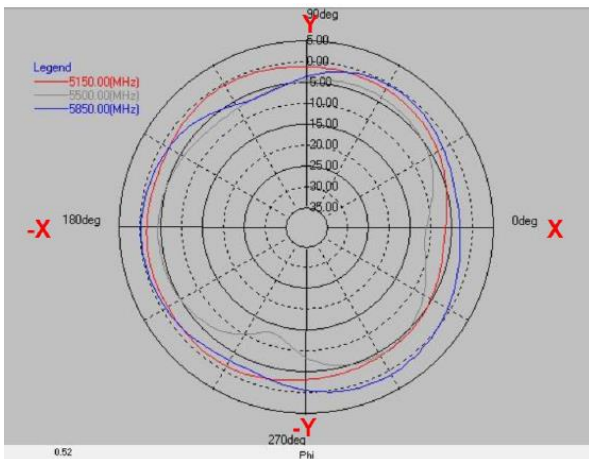
Layer	Max value	Min value	Average
5150(MHz)	3.34 dB	-16.23 dB	-2.61 dB
5500(MHz)	4.16 dB	-15.79 dB	-2.21 dB
5850(MHz)	4.32 dB	-17.42 dB	-1.71 dB

Frequency(MHz): 2400~2500. Pattern Field: Z-Y plane



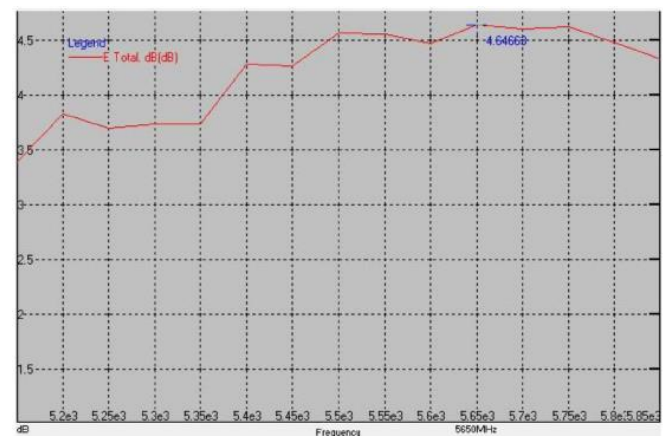
Layer	Max value	Min value	Average
5150(MHz)	1.29 dB	-14.92 dB	-3.08 dB
5500(MHz)	1.91 dB	-13.64 dB	-3.70 dB
5850(MHz)	3.34 dB	-17.69 dB	-3.01 dB

Frequency(MHz): 2400~2500. Pattern Field: X-Y plane



Layer	Max value	Min value	Average
5150(MHz)	-0.60 dB	-6.57 dB	-2.41 dB
5500(MHz)	-3.85 dB	-13.30 dB	-6.05 dB
5850(MHz)	-0.98 dB	-6.75 dB	-1.47 dB

Peak Gain

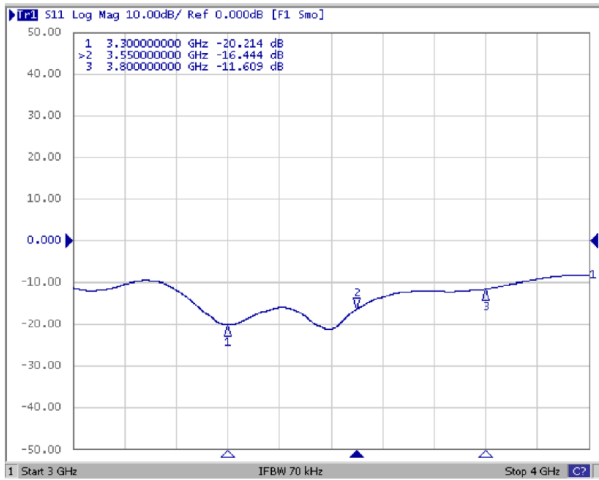


Peak Gain : Max 4.64 dBi


Please be sure to request approval specifications that provide further details of the products. Kindly note that the content of these specifications are subject to change or may be discontinued without prior notice. This product may not be designed/used in medical or high risk applications without Chilisin approval. Please contact our sales department before ordering.

BTEA0020103G8R2A01

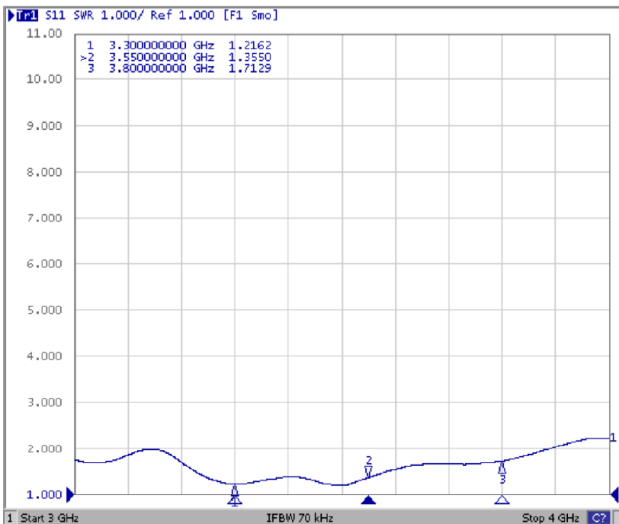
Return Loss S11



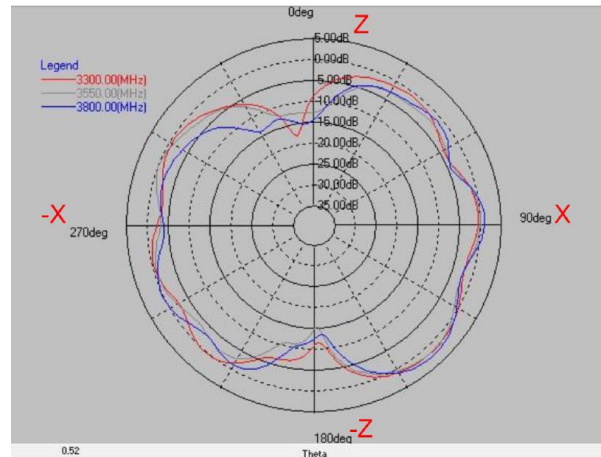
Experimental Setup



VSWR

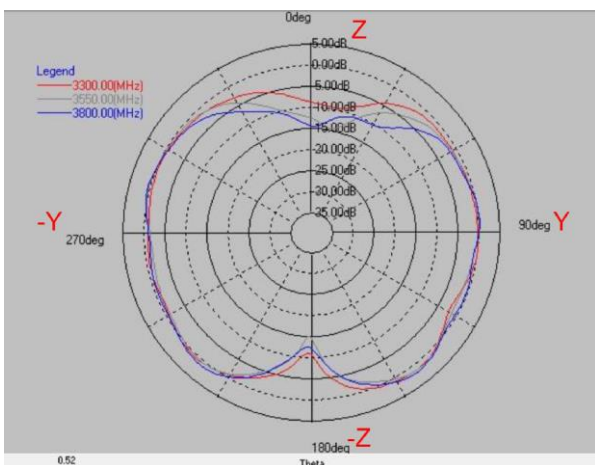


2D Gain Pattern_Antenna_ZX Cut (Phi=0)



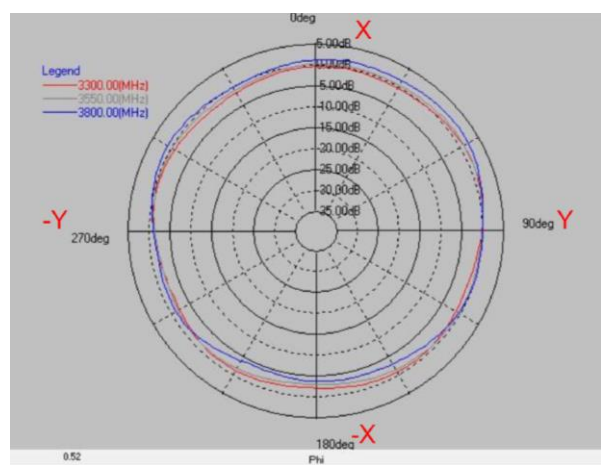
Layer	Max value	Min value	Average
3300(MHz)	1.64 dB	-18.30 dB	-2.05 dB
3550(MHz)	1.57 dB	-15.56 dB	-2.64 dB
3800(MHz)	2.53 dB	-15.60 dB	-2.45 dB

2D Gain Pattern_Antenna_ZY Cut (Phi=90)



Layer	Max value	Min value	Average
3300(MHz)	1.20 dB	-11.32 dB	-1.61 dB
3550(MHz)	1.32 dB	-15.16 dB	-1.97 dB
3800(MHz)	1.77 dB	-14.75 dB	-1.85 dB

2D Gain Pattern_Antenna_XY Cut (Theta=90)

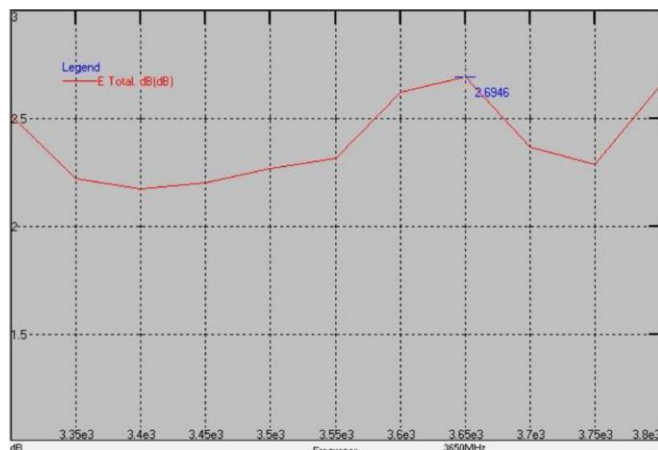


Layer	Max value	Min value	Average
3300(MHz)	1.04 dB	-2.36 dB	-0.90 dB
3550(MHz)	1.14 dB	-3.17 dB	-0.72 dB
3800(MHz)	2.33 dB	-4.43 dB	-0.27 dB

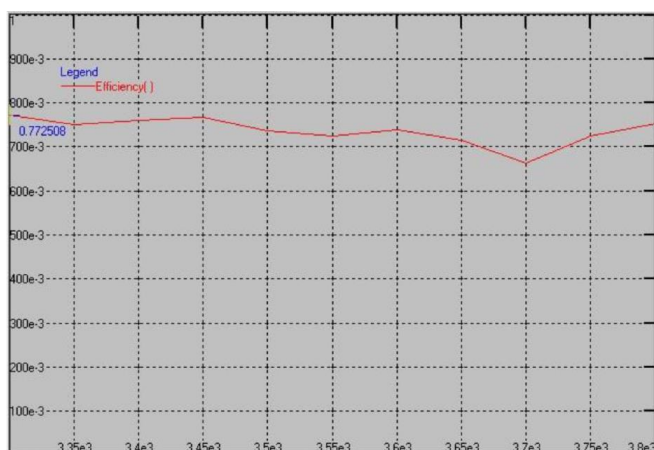
Please be sure to request approval specifications that provide further details of the products. Kindly note that the content of these specifications are subject to change or may be discontinued without prior notice. This product may not be designed/used in medical or high risk applications without Chilisin approval. Please contact our sales department before ordering.

External Antenna BTEA Series

3D Peak Gain



3D Efficiency

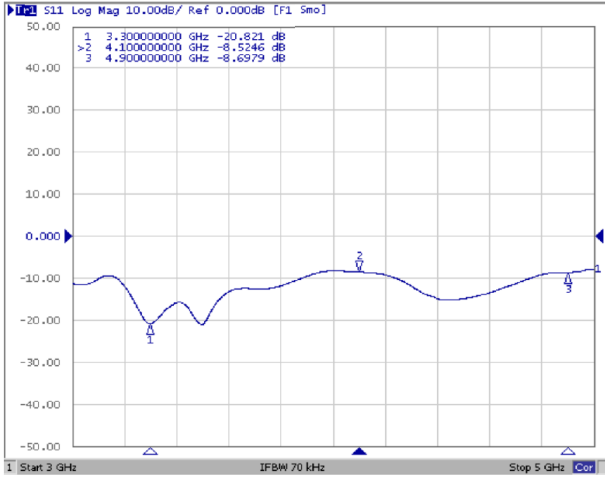


Frequency (MHz)	Peak Gain (dBi)	Efficiency (%)	Frequency (MHz)	Peak Gain (dBi)	Efficiency (%)
3300	2.51	77	3600	2.62	74
3350	2.22	75	3650	2.69	71
3400	2.17	76	3700	2.37	66
3450	2.20	77	3750	2.29	72
3500	2.27	74	3800	2.66	75
3550	2.31	72			


Please be sure to request approval specifications that provide further details of the products. Kindly note that the content of these specifications are subject to change or may be discontinued without prior notice. This product may not be designed/used in medical or high risk applications without Chilisin approval. Please contact our sales department before ordering.

BTEA0020103G9R2A01

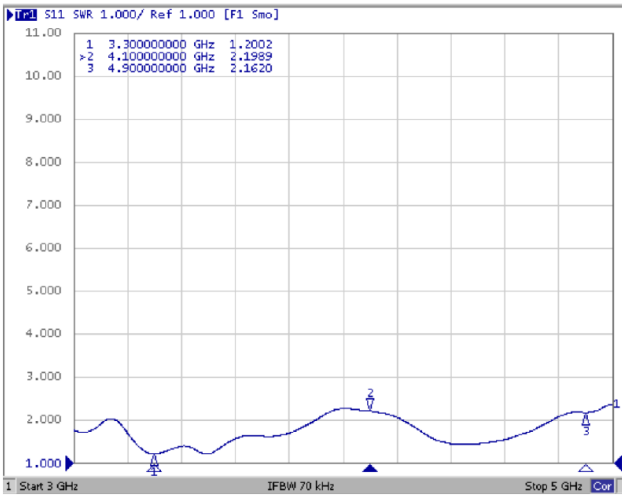
Return Loss S11



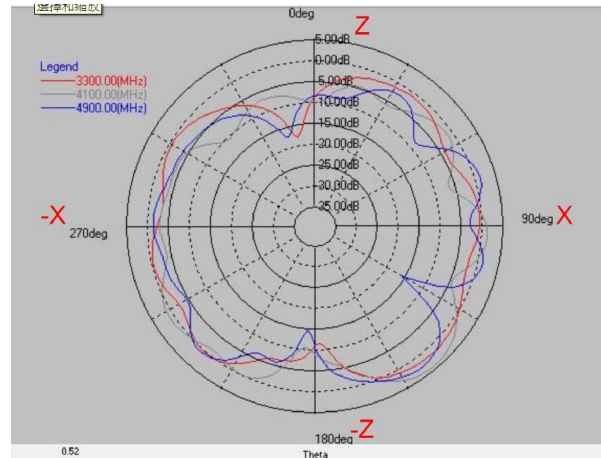
Experimental Setup



VSWR

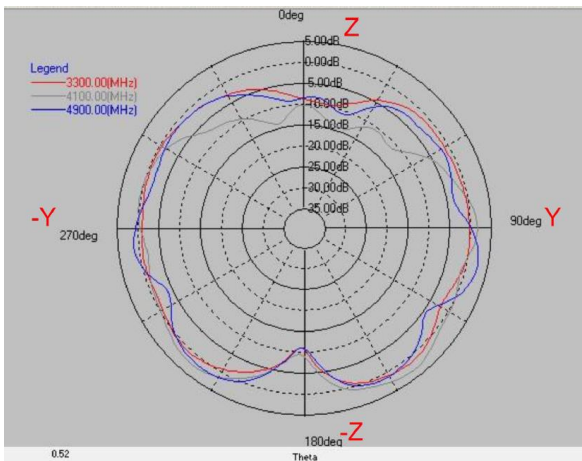


2D Gain Pattern_Antenna_ZX Cut (Phi=0)



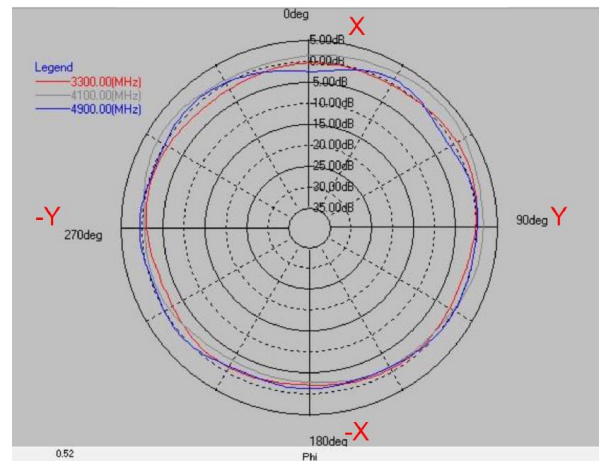
Layer	Max value	Min value	Average
3300(MHz)	1.64 dB	-18.30 dB	-2.05 dB
4100(MHz)	4.25 dB	-10.87 dB	-1.96 dB
4900(MHz)	2.55 dB	-17.75 dB	-2.61 dB

2D Gain Pattern_Antenna_ZY Cut (Phi=90)



Layer	Max value	Min value	Average
3300(MHz)	1.20 dB	-11.32 dB	-1.61 dB
4100(MHz)	3.09 dB	-14.42 dB	-1.47 dB
4900(MHz)	2.63 dB	-11.22 dB	-1.61 dB

2D Gain Pattern_Antenna_XY Cut (Theta=90)

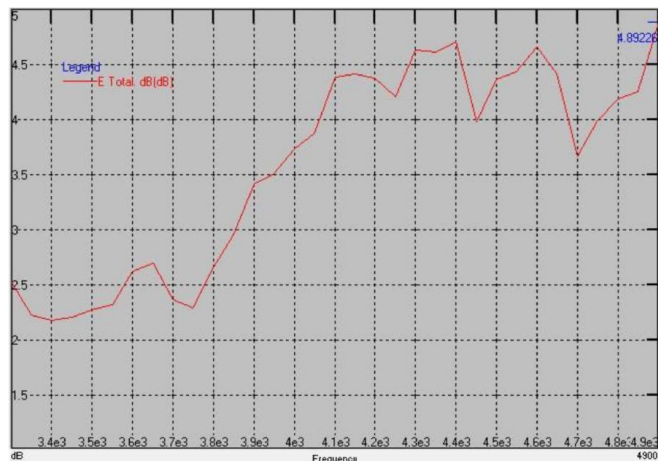


Layer	Max value	Min value	Average
3300(MHz)	1.04 dB	-2.36 dB	-0.90 dB
4100(MHz)	3.30 dB	-3.22 dB	0.54 dB
4900(MHz)	0.90 dB	-2.60 dB	-0.39 dB

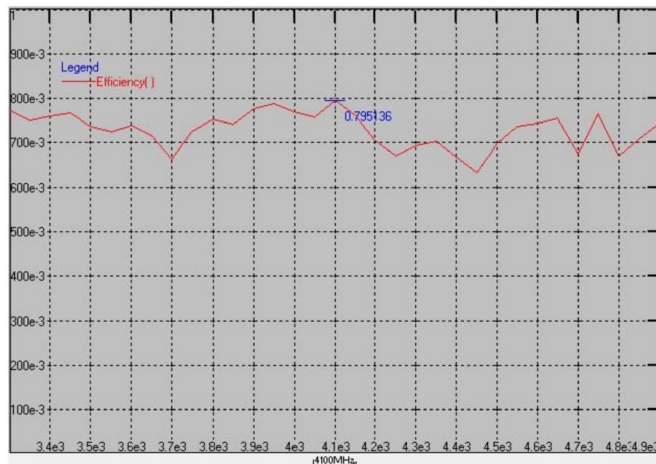
Please be sure to request approval specifications that provide further details of the products. Kindly note that the content of these specifications are subject to change or may be discontinued without prior notice. This product may not be designed/used in medical or high risk applications without Chilisin approval. Please contact our sales department before ordering.

External Antenna BTEA Series

3D Peak Gain



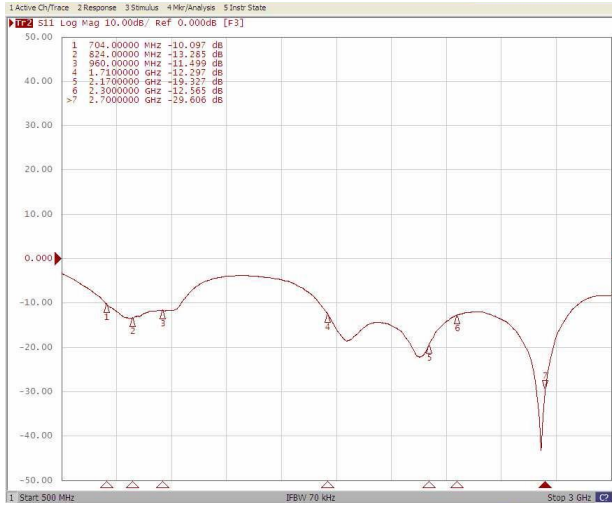
3D Efficiency



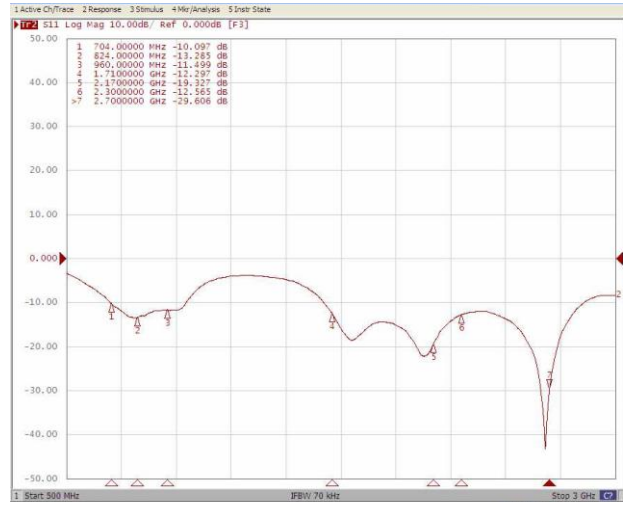
Frequency (MHz)	Peak Gain (dBi)	Efficiency (%)	Frequency (MHz)	Peak Gain (dBi)	Efficiency (%)
3300	2.51	77	4200	4.38	70
3400	2.17	76	4300	4.63	69
3500	2.27	74	4400	4.71	67
3600	2.62	74	4500	4.37	70
3700	2.37	66	4600	4.66	74
3800	2.66	75	4700	3.67	68
3900	3.42	78	4800	4.19	67
4000	3.74	77	4900	4.89	74
4100	4.39	80			

BTEA0020104G0R2A02

Return Loss



VSWR



Antenna Efficiency Peak Gain

Frequency (MHz)	TRP (dBi)	Peak EIRP (dBi)	E-Theta Peak Gain (dBi)	E-Phi Peak Gain (dBi)	E-Total Peak Gain (dBi)	Efficiency (%)
700	-2.82	0.83	0.43	-1.96	0.83	52.28
704	-2.64	0.98	0.55	-1.53	0.98	54.47
710	-2.39	1.23	0.69	-0.82	1.23	57.66
716	-2.05	1.57	0.75	-0.08	1.57	62.4
734	-1.53	2.61	1.53	1.25	2.61	70.28
740	-1.57	2.6	1.62	1.23	2.6	69.7
746	-1.69	2.43	1.45	1.21	2.43	67.84
751	-1.76	2.31	1.32	1.34	2.31	66.71
756	-1.88	2.21	1.16	1.4	2.21	64.8
777	-2.06	1.94	0.15	1.58	1.94	62.21
782	-2.07	1.8	0.11	1.46	1.8	62.02
787	-2.11	1.56	0.13	1.28	1.56	61.48
791	-2.21	1.31	0.06	1.06	1.31	60.18
806	-2.85	0.58	-0.1	0.02	0.58	51.86
821	-3.72	-0.34	-0.87	-1.47	-0.34	42.4
824	-3.87	-0.34	-1.06	-1.48	-0.34	40.97
836	-4.29	-0.48	-1	-1.5	-0.48	37.25
849	-4.05	-0.03	-0.71	-1.34	-0.03	39.36
862	-3.31	0.59	-0.27	-0.66	0.59	46.67
869	-2.96	0.91	-0.07	-0.41	0.91	50.58
880	-2.6	0.92	0.36	-0.73	0.92	54.92
894	-2.35	1.54	0.67	-0.34	1.54	58.1
900	-2.25	1.74	0.71	0.01	1.74	59.6
915	-2.05	2.34	0.66	0.93	2.34	62.33
925	-1.72	3.02	1.11	1.63	2.15	67.22
940	-1.15	4.2	1.54	2.97	2.31	76.81
960	-0.99	4.13	1.5	3.39	2.45	79.54

External Antenna BTEA Series

Antenna Efficiency Peak Gain

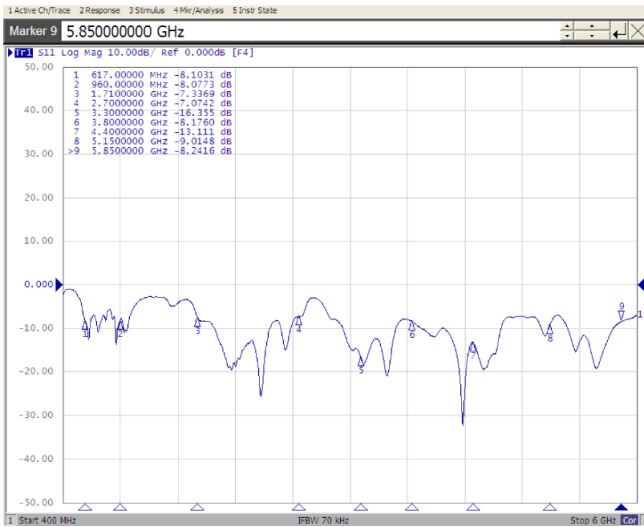
Frequency (MHz)	TRP (dBi)	Peak EIRP (dBi)	E-Theta Peak Gain (dBi)	E-Phi Peak Gain (dBi)	E-Total Peak Gain (dBi)	Efficiency (%)
1500	-4.62	0.3	-2.05	-2.12	0.3	34.5
1565	-3.46	0.21	-1.1	-1.69	0.21	45.03
1575	-2.95	1.11	-0.13	-0.88	1.11	50.73
1585	-2.39	2.09	0.82	-0.41	2.09	57.62
1592	-2.23	2.51	1.46	0.08	2.51	59.89
1602	-2.37	2.81	1.09	-0.13	2.81	57.95
1612	-3.15	2.05	0.61	-1.08	2.05	48.45
1710	-1.95	2.89	2.6	0.9	2.89	63.8
1730	-1.67	2.66	2.56	0.85	2.66	68.06
1750	-1.71	3.08	2.94	1.14	3.08	67.39
1770	-1.6	3.01	2.5	2.04	3.01	69.13
1785	-1.5	3.2	1.91	2.18	3.2	70.82
1805	-1.8	2.7	2.01	1.19	2.7	66.07
1840	-2.68	2.64	0.13	2.52	2.64	54
1850	-2.72	3.16	-0.39	2.9	3.16	53.4
1880	-1.79	3.41	1.91	3.04	3.41	66.21
1910	-1.5	3.51	1.95	2.62	3.51	70.78
1920	-1.43	2.97	2.07	2.06	2.97	71.91
1930	-1.49	3.15	2.12	2.01	3.15	70.99
1950	-1.37	2.8	2.05	2.1	2.8	72.96
1960	-1.15	3.11	2.09	2.37	3.11	76.8
1980	-0.989	2.91	2.34	2.31	2.91	79.8
1990	-0.72	3.17	3.04	2.77	3.17	84.78
2010	-0.7	3.3	3.03	2.38	3.3	85.11
2018	-0.73	3.43	3.16	2.52	3.43	84.55
2025	-0.73	3.35	3.09	2.07	3.35	84.44
2110	-0.85	3.55	2.9	3.11	3.55	82.27
2140	-0.95	4.33	2.9	4.06	4.33	80.28
2170	-1.2	4.05	2.28	3.91	4.05	75.9
2200	-1.29	3.01	2.22	2.45	3.01	74.27
2300	-1.02	4.51	2.04	3.7	4.51	78.98
2325	-1.36	3.87	1.32	3.45	3.87	73.13
2350	-1.44	4.01	1.34	3.76	4.01	71.72
2375	-1.23	3.42	0.67	2.58	3.42	75.29
2400	-0.87	3.89	1.14	3.23	3.89	81.88
2442	-1.12	3.7	0.88	3.33	3.72	77.2
2450	-1.09	3.46	1.26	3.29	3.46	77.75
2484	-1.06	3.19	0.61	2.48	3.19	78.36
2500	-1.31	3.28	1.03	3.14	3.28	73.96
2525	-1.4	3.41	0.67	3.28	3.41	72.4
2550	-1.34	4.01	1.2	3.79	4.01	73.4
2575	-1.22	3.97	0.55	3.79	3.97	75.56
2600	-1.57	3.8	1.02	3.78	3.8	69.7
2625	-2.05	3.05	0.7	2.99	3.05	62.39
2650	-2.35	2.89	0.27	2.43	2.89	58.19
2675	-2.48	3.37	-0.08	2.01	3.37	56.55
2700	-3.12	2.83	-0.06	1.57	2.83	48.8

Please be sure to request approval specifications that provide further details of the products. Kindly note that the content of these specifications are subject to change or may be discontinued without prior notice. This product may not be designed/used in medical or high risk applications without Chilisin approval. Please contact our sales department before ordering.


Downloaded From Oneyac.com

BTEA0020106G0R2A01

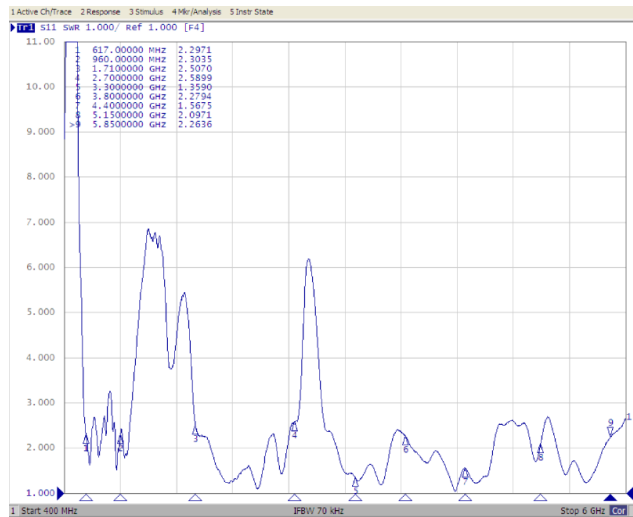
Return Loss



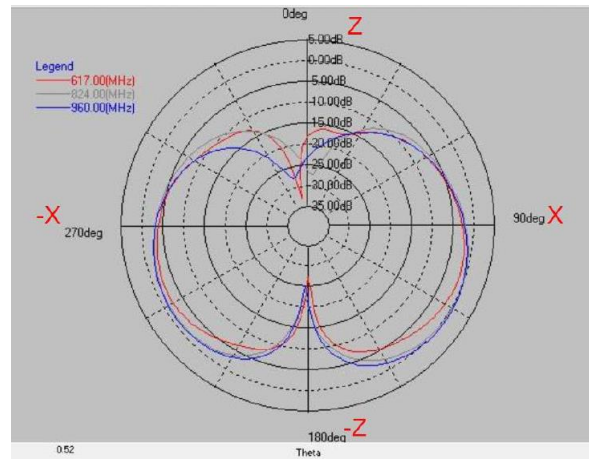
Experimental Setup



VSWR

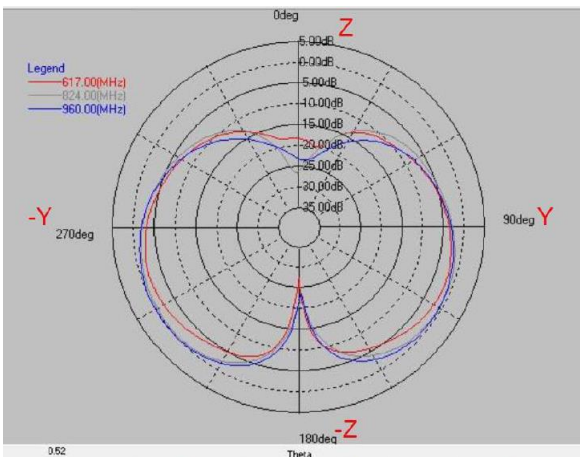


2D Gain Pattern_Antenna_ZX Cut (Phi=0)



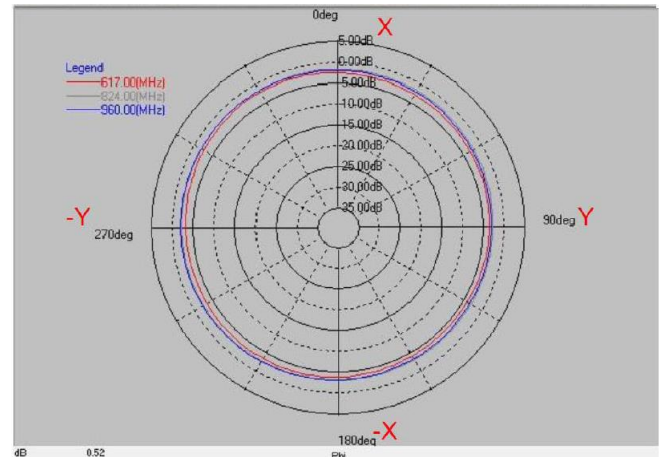
Layer	Max value	Min value	Average
617(MHz)	-1.39 dB	-33.33 dB	-5.85 dB
824(MHz)	0.22 dB	-27.68 dB	-4.37 dB
960(MHz)	0.42 dB	-28.14 dB	-4.28 dB

2D Gain Pattern_Antenna_ZY Cut (Phi=90)



Layer	Max value	Min value	Average
617(MHz)	-1.80 dB	-27.56 dB	-5.79 dB
824(MHz)	-0.32 dB	-27.04 dB	-4.34 dB
960(MHz)	0.09 dB	-23.93 dB	-4.21 dB

2D Gain Pattern_Antenna_XY Cut (Theta=90)

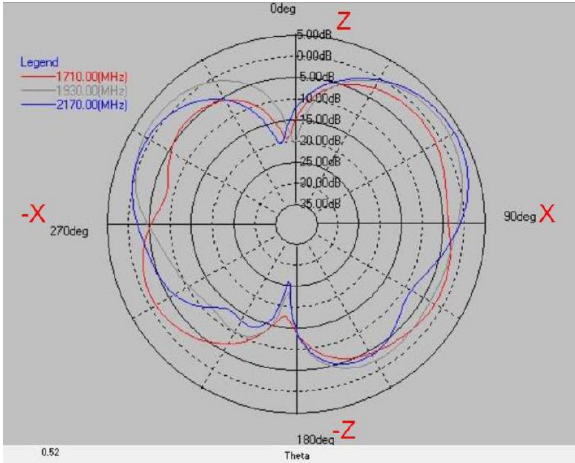


Layer	Max value	Min value	Average
617(MHz)	-2.37 dB	-4.29 dB	-3.32 dB
824(MHz)	-1.85 dB	-3.26 dB	-2.46 dB
960(MHz)	-1.93 dB	-3.48 dB	-2.58 dB

Please be sure to request approval specifications that provide further details of the products. Kindly note that the content of these specifications are subject to change or may be discontinued without prior notice. This product may not be designed/used in medical or high risk applications without Chilisin approval. Please contact our sales department before ordering.

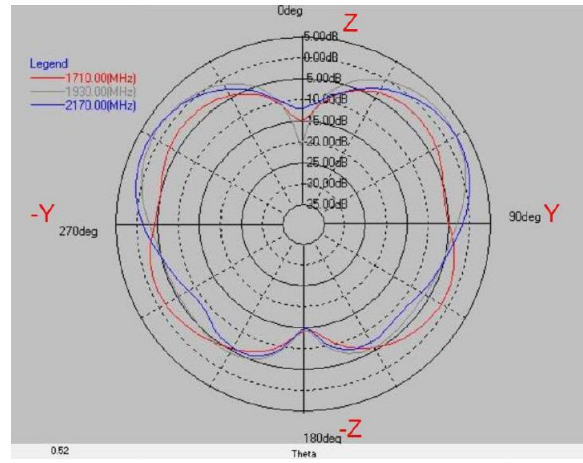
External Antenna BTEA Series

2D Gain Pattern_Antenna_ZX Cut (Phi=0)



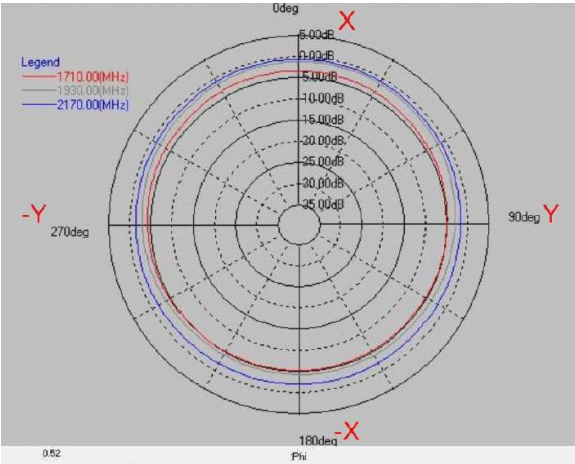
Layer	Max value	Min value	Average
1710(MHz)	-1.27 dB	-19.63 dB	-4.33 dB
1930(MHz)	2.35 dB	-23.75 dB	-2.26 dB
2170(MHz)	3.54 dB	-26.16 dB	-2.41 dB

2D Gain Pattern_Antenna_ZY Cut (Phi=90)



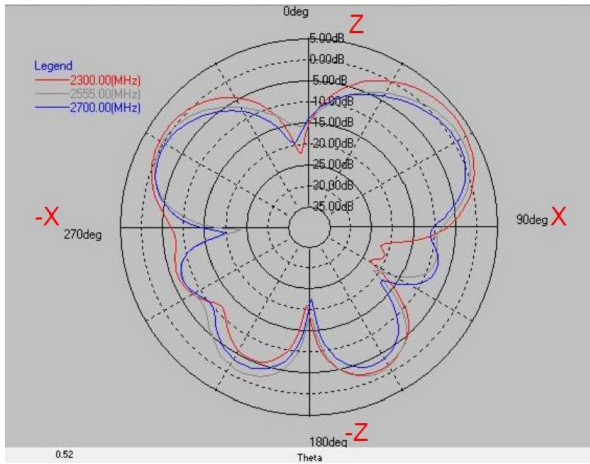
Layer	Max value	Min value	Average
1710(MHz)	-1.65 dB	-15.05 dB	-4.37 dB
1930(MHz)	2.59 dB	-21.40 dB	-2.33 dB
2170(MHz)	3.43 dB	-15.04 dB	-2.50 dB

2D Gain Pattern_Antenna_XY Cut (Theta=90)



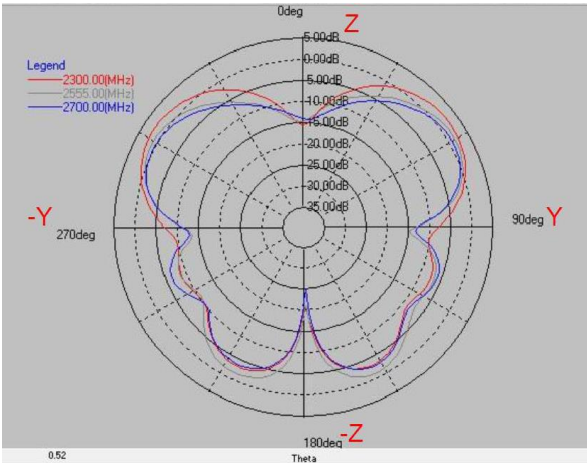
Layer	Max value	Min value	Average
1710(MHz)	-3.57 dB	-5.49 dB	-4.49 dB
1930(MHz)	-1.45 dB	-4.54 dB	-2.85 dB
2170(MHz)	-0.91 dB	-2.21 dB	-1.53 dB

2D Gain Pattern_Antenna_ZX Cut (Phi=0)



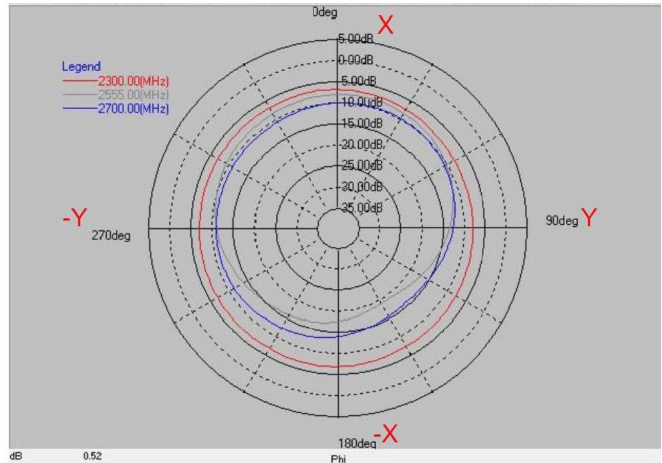
Layer	Max value	Min value	Average
2300(MHz)	3.48 dB	-23.31 dB	-2.83 dB
2555(MHz)	2.02 dB	-23.64 dB	-3.80 dB
2700(MHz)	0.79 dB	-22.71 dB	-4.96 dB

2D Gain Pattern_Antenna_ZY Cut (Phi=90)



Layer	Max value	Min value	Average
2300(MHz)	2.66 dB	-20.71 dB	-2.81 dB
2555(MHz)	1.64 dB	-21.35 dB	-3.69 dB
2700(MHz)	0.80 dB	-25.15 dB	-4.63 dB

2D Gain Pattern_Antenna_XY Cut (Theta=90)

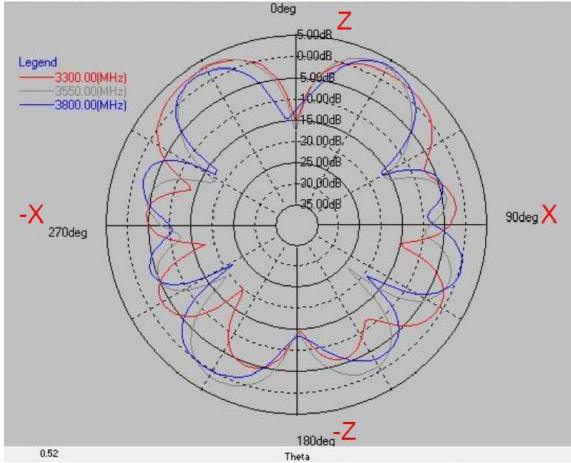


Layer	Max value	Min value	Average
2300(MHz)	-6.96 dB	-8.08 dB	-7.33 dB
2555(MHz)	-8.25 dB	-19.35 dB	-11.43 dB
2700(MHz)	-10.03 dB	-16.08 dB	-11.84 dB

Please be sure to request approval specifications that provide further details of the products. Kindly note that the content of these specifications are subject to change or may be discontinued without prior notice. This product may not be designed/used in medical or high risk applications without Chilisin approval. Please contact our sales department before ordering.

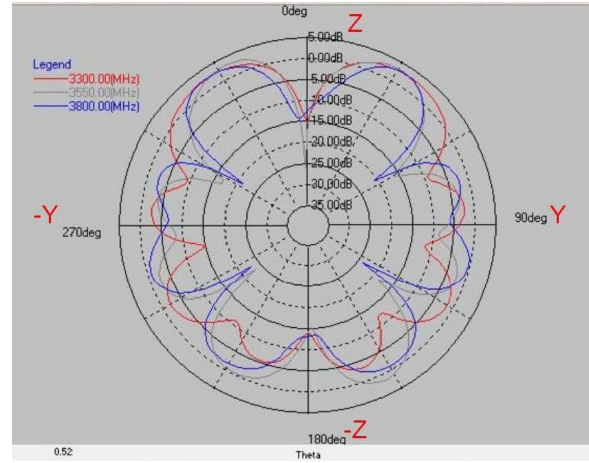
External Antenna BTEA Series

2D Gain Pattern_Antenna_ZX Cut (Phi=0)



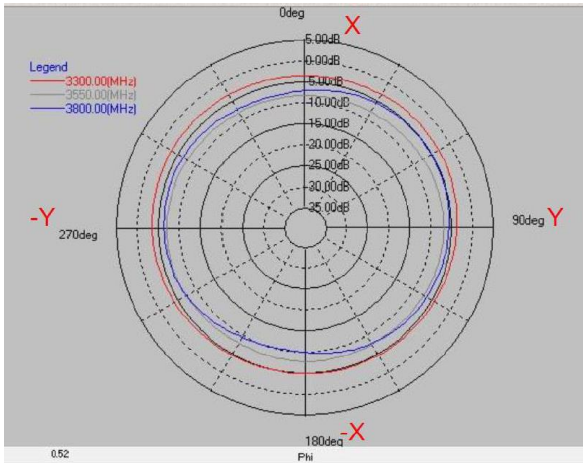
Layer	Max value	Min value	Average
3300(MHz)	3.07 dB	-20.14 dB	-2.57 dB
3550(MHz)	3.26 dB	-24.17 dB	-2.51 dB
3800(MHz)	3.43 dB	-22.01 dB	-2.77 dB

2D Gain Pattern_Antenna_ZY Cut (Phi=90)



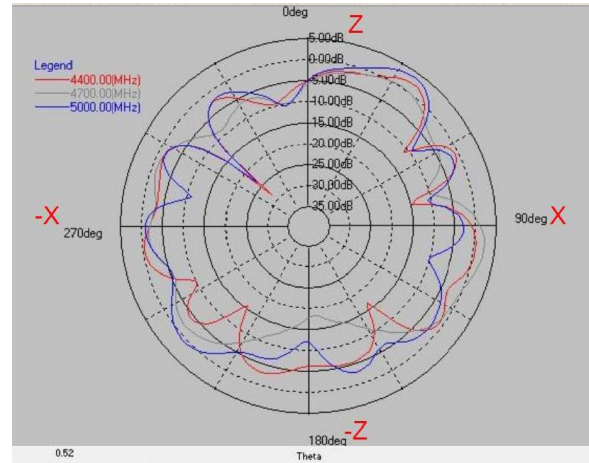
Layer	Max value	Min value	Average
3300(MHz)	2.85 dB	-15.41 dB	-2.31 dB
3550(MHz)	3.17 dB	-26.31 dB	-2.40 dB
3800(MHz)	3.01 dB	-24.18 dB	-2.64 dB

2D Gain Pattern_Antenna_XY Cut (Theta=90)



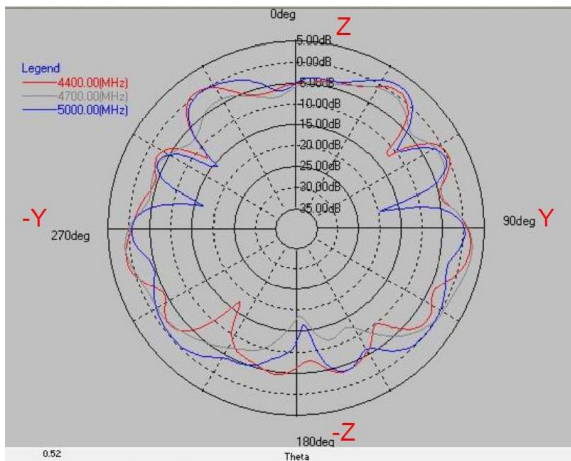
Layer	Max value	Min value	Average
3300(MHz)	-3.08 dB	-5.14 dB	-3.90 dB
3550(MHz)	-6.85 dB	-8.46 dB	-7.70 dB
3800(MHz)	-5.16 dB	-10.45 dB	-6.92 dB

2D Gain Pattern_Antenna_ZX Cut (Phi=0)



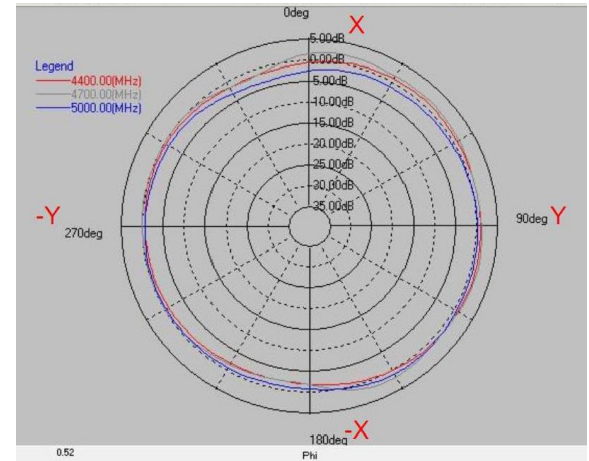
Layer	Max value	Min value	Average
4400(MHz)	2.11 dB	-28.32 dB	-3.34 dB
4700(MHz)	2.51 dB	-18.54 dB	-3.40 dB
5000(MHz)	3.59 dB	-23.84 dB	-3.01 dB

2D Gain Pattern_Antenna_ZY Cut (Phi=90)



Layer	Max value	Min value	Average
4400(MHz)	1.97 dB	-17.60 dB	-2.70 dB
4700(MHz)	2.50 dB	-18.71 dB	-2.84 dB
5000(MHz)	2.13 dB	-19.53 dB	-2.61 dB

2D Gain Pattern_Antenna_XY Cut (Theta=90)

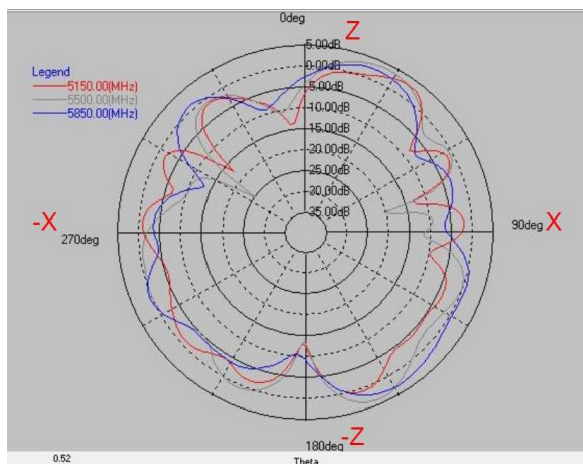


Layer	Max value	Min value	Average
4400(MHz)	1.22 dB	-2.37 dB	-0.27 dB
4700(MHz)	1.93 dB	-2.41 dB	0.43 dB
5000(MHz)	1.00 dB	-3.76 dB	-0.68 dB

Please be sure to request approval specifications that provide further details of the products. Kindly note that the content of these specifications are subject to change or may be discontinued without prior notice. This product may not be designed/used in medical or high risk applications without Chilisin approval. Please contact our sales department before ordering.

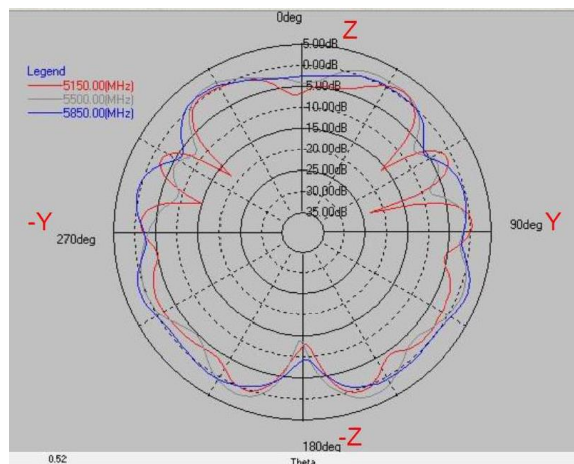
External Antenna BTEA Series

2D Gain Pattern_Antenna_ZX Cut (Phi=0)



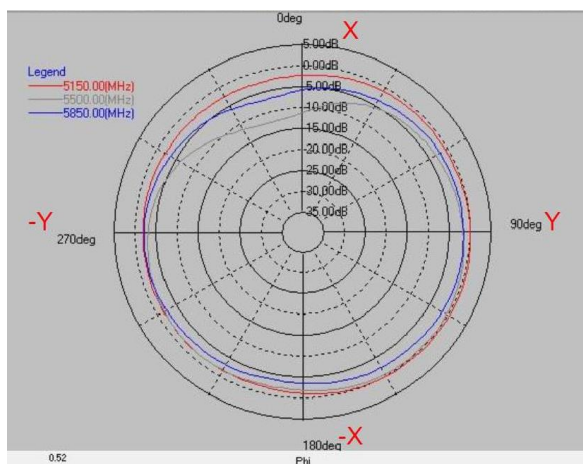
Layer	Max value	Min value	Average
5150(MHz)	3.06 dB	-17.47 dB	-2.82 dB
5500(MHz)	3.71 dB	-25.19 dB	-1.36 dB
5850(MHz)	2.94 dB	-13.40 dB	-1.46 dB

2D Gain Pattern_Antenna_ZY Cut (Phi=90)



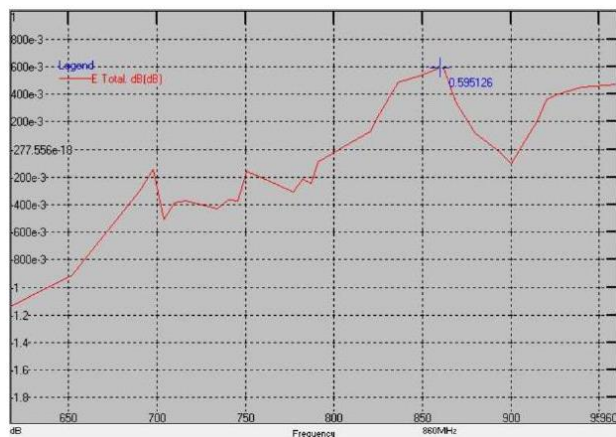
Layer	Max value	Min value	Average
5150(MHz)	1.20 dB	-23.10 dB	-2.62 dB
5500(MHz)	2.46 dB	-13.93 dB	-1.33 dB
5850(MHz)	2.03 dB	-9.55 dB	-0.79 dB

2D Gain Pattern_Antenna_XY Cut (Theta=90)

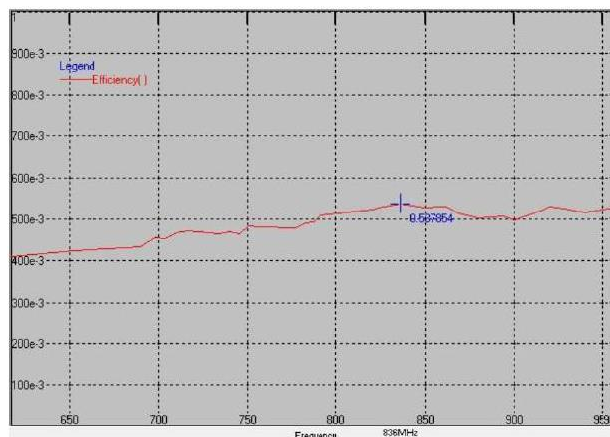


Layer	Max value	Min value	Average
5150(MHz)	0.43 dB	-2.78 dB	-1.15 dB
5500(MHz)	-0.23 dB	-12.82 dB	-3.00 dB
5850(MHz)	-1.38 dB	-7.14 dB	-2.99 dB

3D Peak Gain



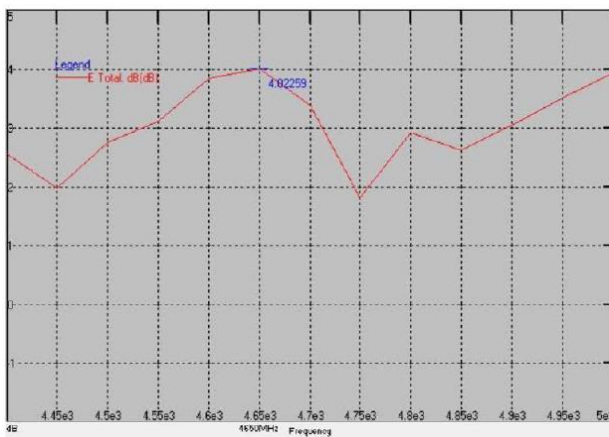
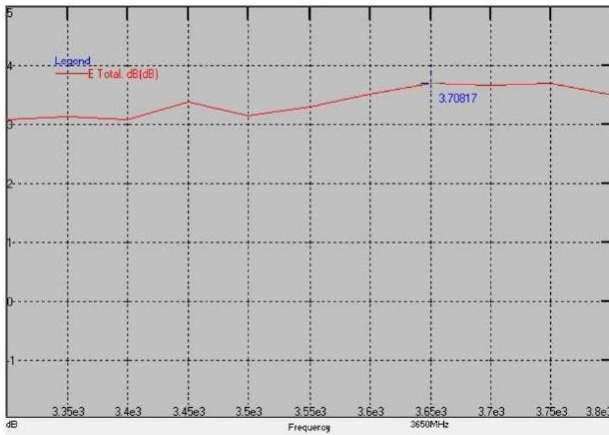
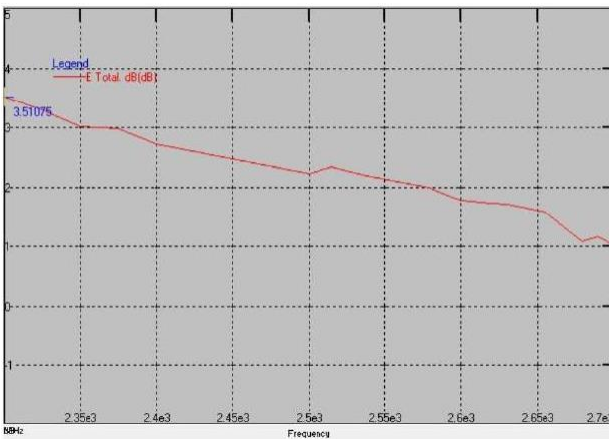
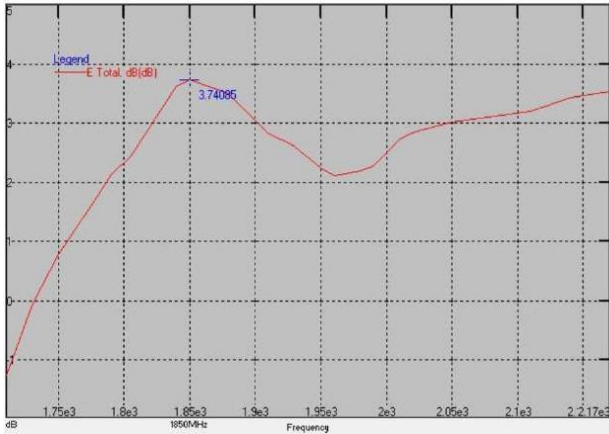
3D Efficiency



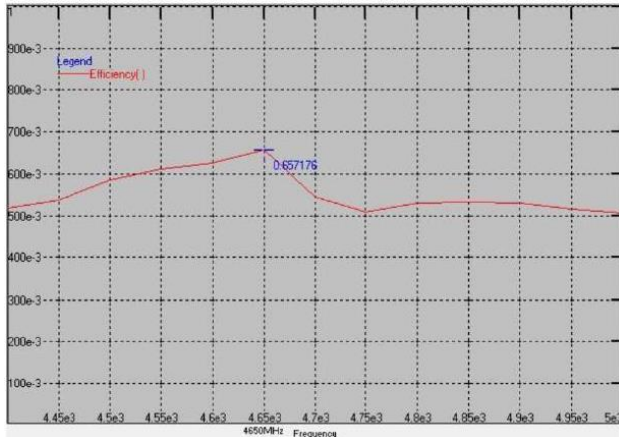
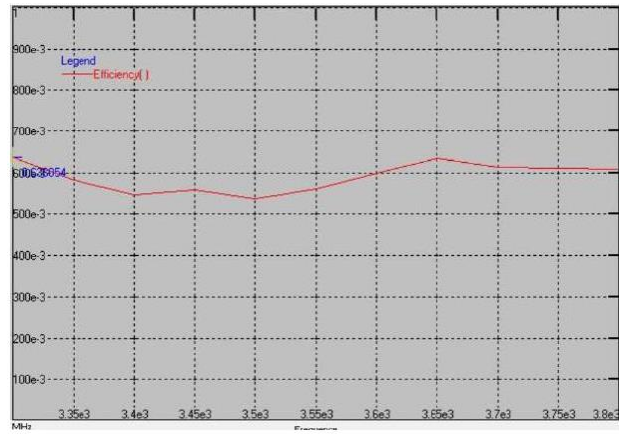
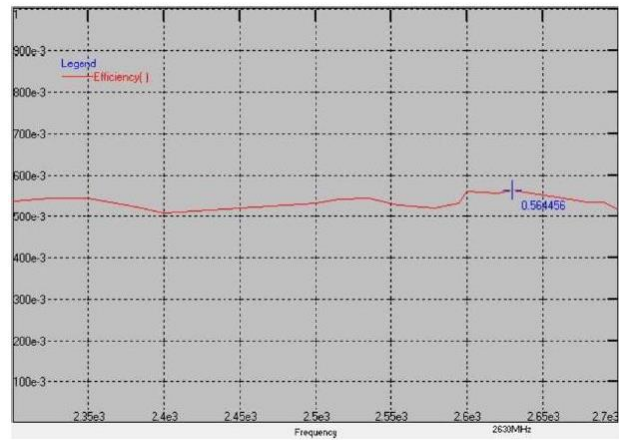
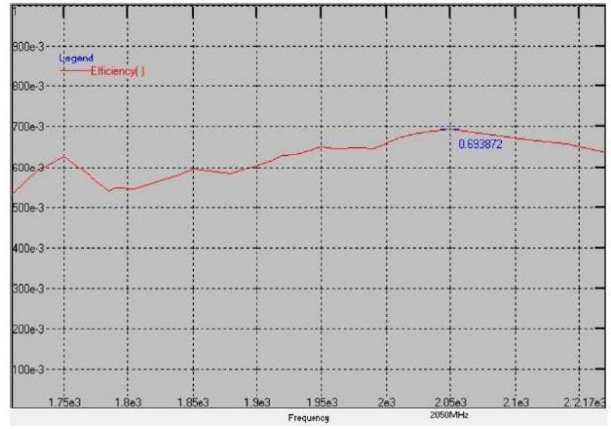
Please be sure to request approval specifications that provide further details of the products. Kindly note that the content of these specifications are subject to change or may be discontinued without prior notice. This product may not be designed/used in medical or high risk applications without Chilisin approval. Please contact our sales department before ordering.

External Antenna BTEA Series

3D Peak Gain



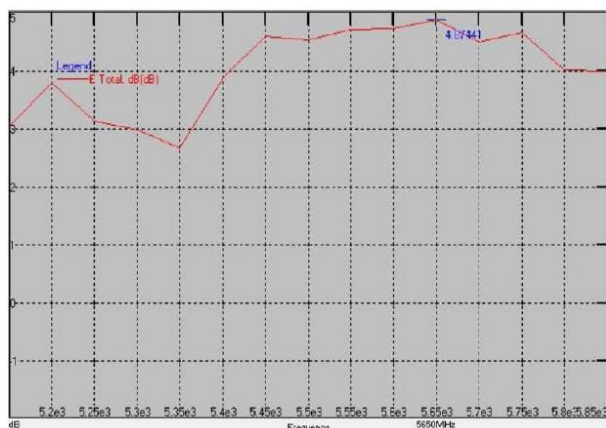
3D Efficiency



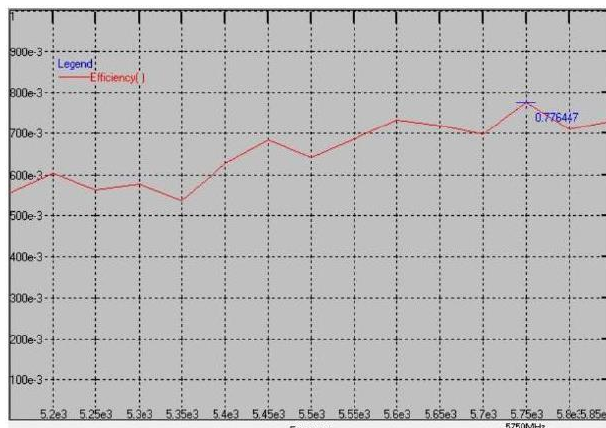
Please be sure to request approval specifications that provide further details of the products. Kindly note that the content of these specifications are subject to change or may be discontinued without prior notice. This product may not be designed/used in medical or high risk applications without Chilisin approval. Please contact our sales department before ordering.

External Antenna BTEA Series

3D Peak Gain



3D Efficiency

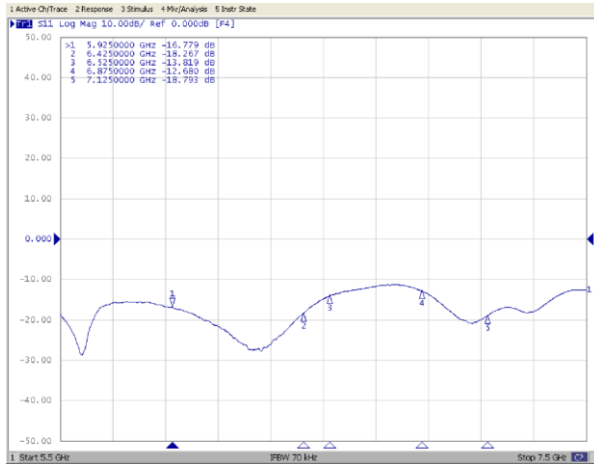


Frequency (MHz)	Peak Gain (dBi)	Efficiency (%)	Frequency (MHz)	Peak Gain (dBi)	Efficiency (%)	Frequency (MHz)	Peak Gain (dBi)	Efficiency (%)
617	-1.14	41	2050	3.03	69	3750	3.70	61
690	-0.30	43	2110	3.21	67	3800	3.50	61
710	-0.39	45	2140	3.43	66	4400	2.56	52
716	-0.38	47	2170	3.54	64	4450	1.99	54
740	-0.36	47	2300	3.51	54	4500	2.75	59
756	-0.19	47	2325	3.30	55	4550	3.12	61
791	-0.09	48	2350	3.03	54	4600	3.86	63
824	0.22	51	2375	2.99	53	4650	4.02	66
836	0.48	53	2400	2.72	51	4700	3.39	54
869	0.34	54	2500	2.23	53	4750	1.81	51
880	0.12	51	2515	2.34	54	4800	2.92	53
894	-0.02	50	2535	2.21	54	4850	2.62	53
915	0.21	51	2555	2.12	53	4900	3.06	53
920	0.36	50	2579	1.99	52	4950	3.51	52
925	0.40	52	2595	1.83	53	5000	3.96	51
940	0.45	53	2620	1.73	56	5150	3.06	56
960	0.47	53	2630	1.71	56	5200	3.81	60
1710	-1.27	53	2655	1.59	55	5250	3.14	56
1750	0.79	63	2680	1.08	54	5300	3.00	58
1785	1.95	54	2690	1.17	53	5350	2.67	54
1805	2.44	54	2700	1.03	52	5400	3.88	63
1840	3.62	58	3300	3.09	64	5450	4.60	69
1880	3.50	58	3350	3.14	58	5500	4.52	64
1910	2.82	62	3400	3.09	55	5550	4.71	69
1930	2.60	63	3450	3.39	56	5600	4.73	73
1950	2.25	65	3500	3.15	54	5650	4.87	72
1980	2.20	65	3550	3.30	56	5700	4.49	70
1990	2.28	65	3600	3.52	60	5750	4.66	78
2010	2.73	67	3650	3.71	63	5800	4.01	71
2025	2.87	69	3700	3.67	61	5850	3.99	73

Please be sure to request approval specifications that provide further details of the products. Kindly note that the content of these specifications are subject to change or may be discontinued without prior notice. This product may not be designed/used in medical or high risk applications without Chilisin approval. Please contact our sales department before ordering.

BTEA0020106G0R2A02

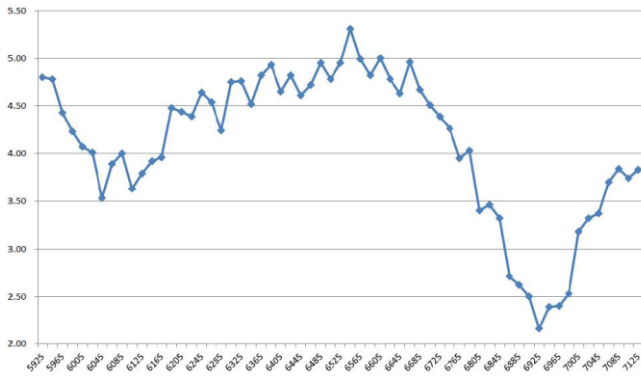
Return Loss S11



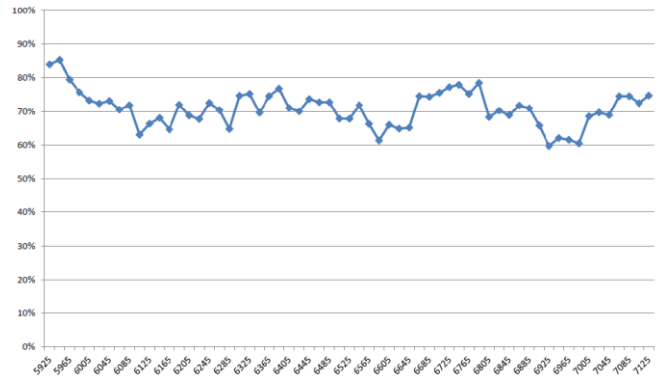
Experimental Setup



3D Peak Gain



3D Efficiency

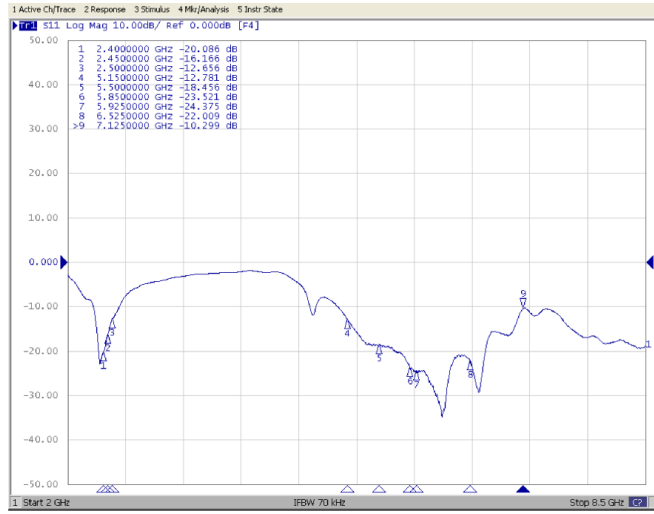


Frequency (MHz)	Peak Gain (dBi)	Efficiency (%)	Frequency (MHz)	Peak Gain (dBi)	Efficiency (%)	Frequency (MHz)	Peak Gain (dBi)	Efficiency (%)
5925	4.80	84	6345	4.52	70	6765	3.95	75
5945	4.78	85	6365	4.82	75	6785	4.03	78
5965	4.43	79	6385	4.93	77	6805	3.40	68
5985	4.23	76	6405	4.65	71	6825	3.46	70
6005	4.07	73	6425	4.82	70	6845	3.32	69
6025	4.01	72	6445	4.61	74	6865	2.71	72
6045	3.53	73	6465	4.72	73	6885	2.62	71
6065	3.89	70	6485	4.95	73	6905	2.50	66
6085	4.00	72	6505	4.78	68	6925	2.16	60
6105	3.63	63	6525	4.95	68	6945	2.39	62
6125	3.79	66	6545	5.31	72	6965	2.40	62
6145	3.92	68	6565	4.99	66	6985	2.53	60
6165	3.96	65	6585	4.82	61	7005	3.18	69
6185	4.48	72	6605	5.00	66	7025	3.32	70
6205	4.44	69	6625	4.78	65	7045	3.37	69
6225	4.39	68	6645	4.63	65	7065	3.70	75
6245	4.64	73	6665	4.96	75	7085	3.84	75
6265	4.54	70	6685	4.67	74	7105	3.74	72
6285	4.24	65	6705	4.51	76	7125	3.83	75
6305	4.75	75	6725	4.39	77			
6325	4.76	75	6745	4.26	78			


Please be sure to request approval specifications that provide further details of the products. Kindly note that the content of these specifications are subject to change or may be discontinued without prior notice. This product may not be designed/used in medical or high risk applications without Chilisin approval. Please contact our sales department before ordering.

BTEA0020106G0R2A05

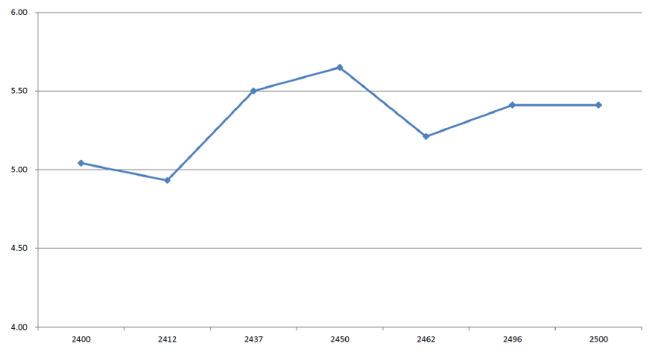
Return Loss S11



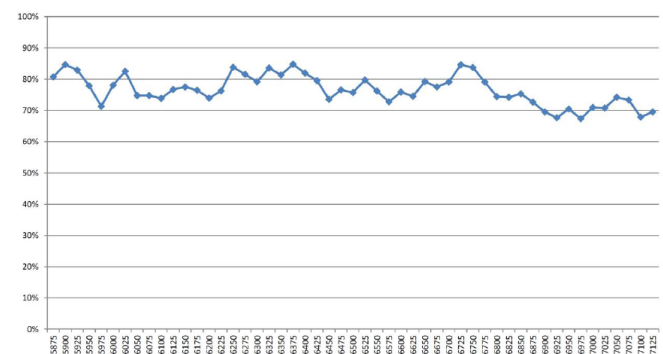
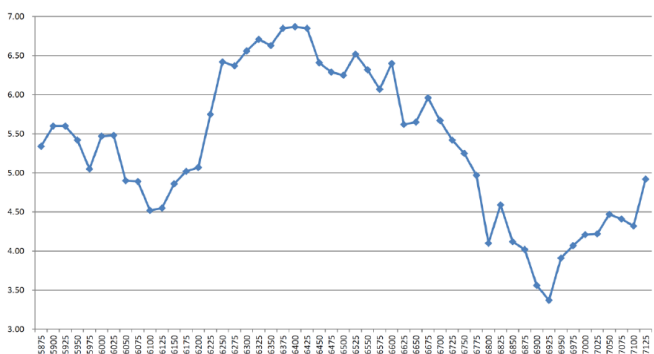
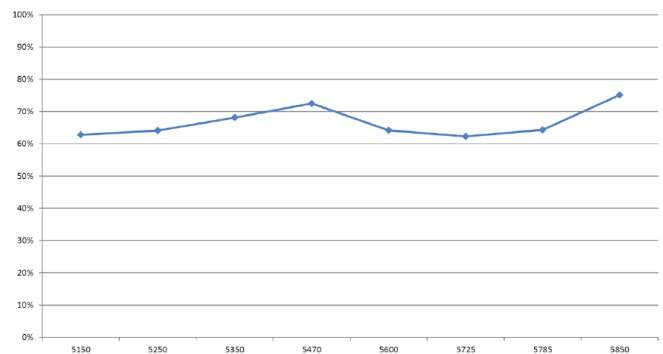
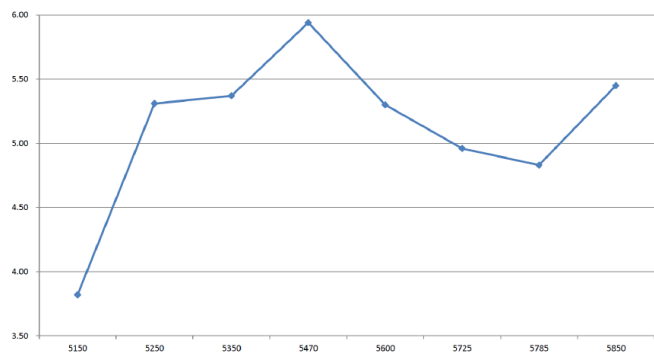
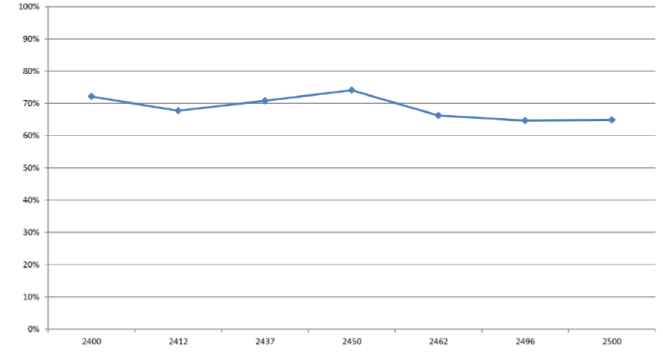
Experimental Setup



3D Peak Gain



3D Efficiency



Please be sure to request approval specifications that provide further details of the products. Kindly note that the content of these specifications are subject to change or may be discontinued without prior notice. This product may not be designed/used in medical or high risk applications without Chilisin approval. Please contact our sales department before ordering.

External Antenna BTEA Series

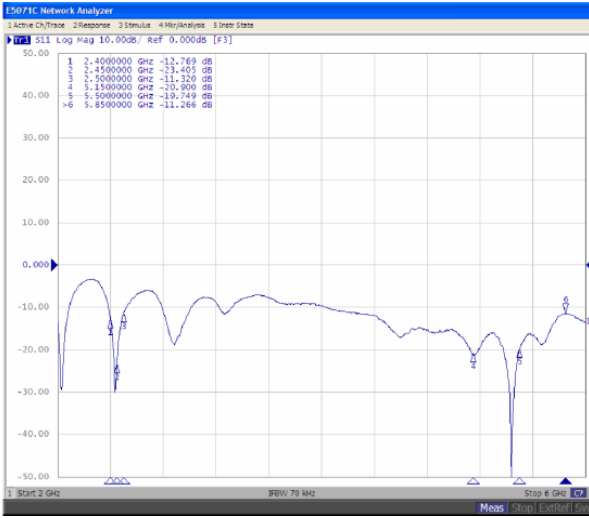
Frequency (MHz)	Peak Gain (dBi)	Efficiency (%)	Frequency (MHz)	Peak Gain (dBi)	Efficiency (%)	Frequency (MHz)	Peak Gain (dBi)	Efficiency (%)
2400	5.04	72	6050	4.90	75	6600	6.40	76
2412	4.93	68	6075	4.89	75	6625	5.62	75
2437	5.50	71	6100	4.52	74	6650	5.65	79
2450	5.65	74	6125	4.55	77	6675	5.96	78
2462	5.21	66	6150	4.86	78	6700	5.67	79
2496	5.41	65	6175	5.02	76	6725	5.42	85
2500	5.41	65	6200	5.07	74	6750	5.25	84
5150	3.82	63	6225	5.75	76	6775	4.97	79
5250	5.31	64	6250	6.42	84	6800	4.10	74
5350	5.37	68	6275	6.37	82	6825	4.59	74
5470	5.94	73	6300	6.56	79	6850	4.12	75
5600	5.30	64	6325	6.71	84	6875	4.02	73
5725	4.96	62	6350	6.63	81	6900	3.56	70
5785	4.83	64	6375	6.85	85	6925	3.37	68
5850	5.45	75	6400	6.87	82	6950	3.91	70
5875	5.34	81	6425	6.85	80	6975	4.07	67
5900	5.60	85	6450	6.41	74	7000	4.21	71
5925	5.60	83	6475	6.29	77	7025	4.22	71
5950	5.42	78	6500	6.25	76	7050	4.47	74
5975	5.05	71	6525	6.52	80	7075	4.41	73
6000	5.47	78	6550	6.32	76	7100	4.32	68
6025	5.48	83	6575	6.07	73	7125	4.92	70

Please be sure to request approval specifications that provide further details of the products. Kindly note that the content of these specifications are subject to change or may be discontinued without prior notice. This product may not be designed/used in medical or high risk applications without Chilisin approval. Please contact our sales department before ordering.

Downloaded From Oneyac.com

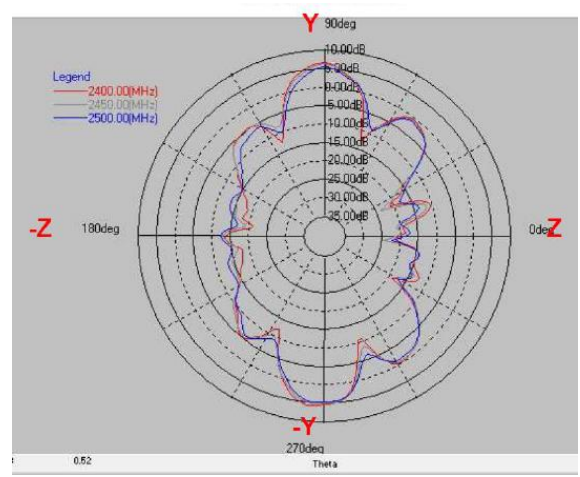
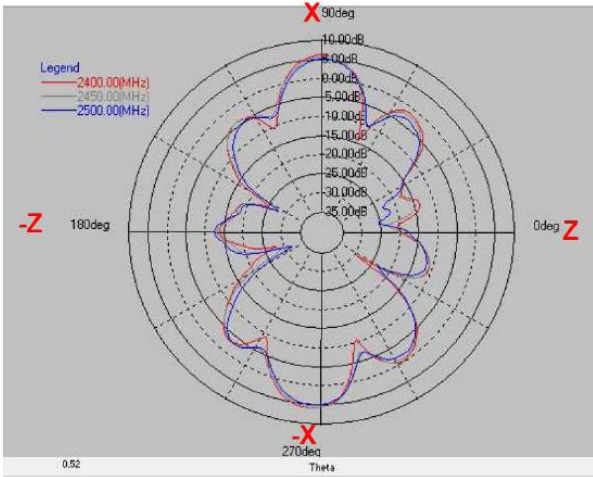
BTEA00271325GR2A03

Return Loss S11



Frequency(MHz): 2400~2500. Pattern Field: X-Z plane

Frequency(MHz): 2400~2500. Pattern Field: Y-Z plane

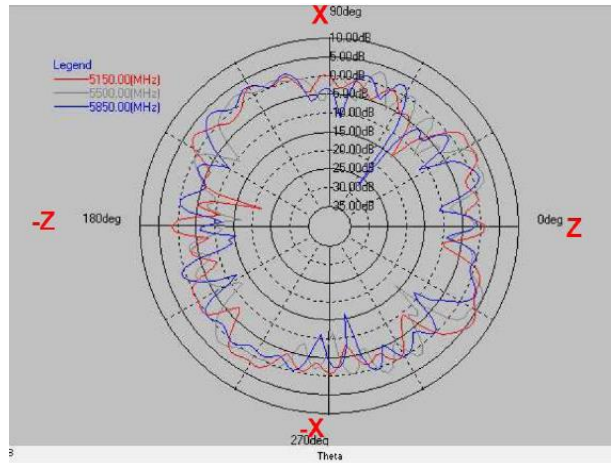
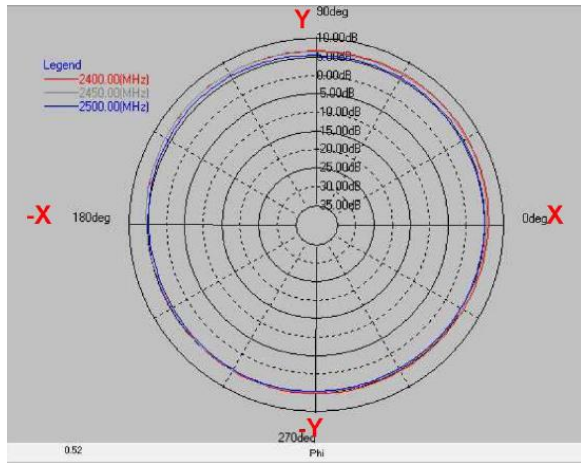


Layer	Max value	Min value	Average
2400(MHz)	6.00 dB	-29.73 dB	-2.29 dB
2450(MHz)	5.65 dB	-29.37 dB	-2.39 dB
2500(MHz)	4.97 dB	-32.12 dB	-3.07 dB

Layer	Max value	Min value	Average
2400(MHz)	6.34 dB	-21.38 dB	-2.36 dB
2450(MHz)	6.10 dB	-24.27 dB	-2.51 dB
2500(MHz)	5.19 dB	-22.16 dB	-3.04 dB

Frequency(MHz): 2400~2500. Pattern Field: X-Y plane

Frequency(MHz): 5150~5850. Pattern Field: X-Z plane



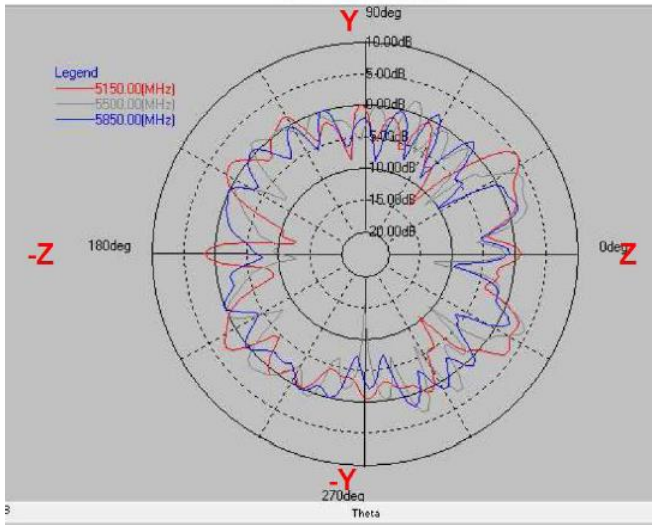
Layer	Max value	Min value	Average
2400(MHz)	6.71 dB	4.62 dB	5.79 dB
2450(MHz)	6.70 dB	4.43 dB	5.57 dB
2500(MHz)	5.84 dB	4.20 dB	4.92 dB

Layer	Max value	Min value	Average
5150(MHz)	5.91 dB	-21.93 dB	-0.60 dB
5500(MHz)	4.90 dB	-17.01 dB	-1.14 dB
5850(MHz)	3.15 dB	-27.21 dB	-1.72 dB

Please be sure to request approval specifications that provide further details of the products. Kindly note that the content of these specifications are subject to change or may be discontinued without prior notice. This product may not be designed/used in medical or high risk applications without Chilisin approval. Please contact our sales department before ordering.

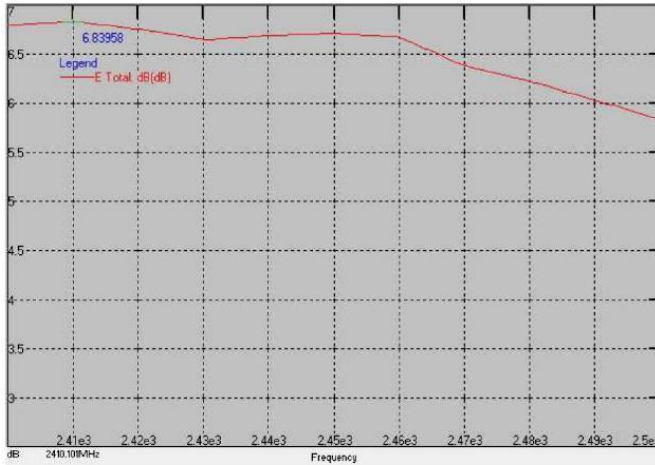
External Antenna BTEA Series

Frequency(MHz): 5150~5850. Pattern Field: Y-Z plane



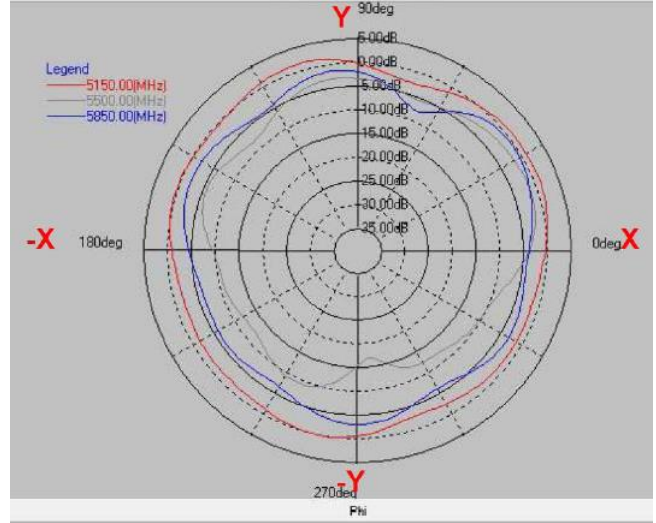
Layer	Max value	Min value	Average
5150(MHz)	5.02 dB	-13.25 dB	-0.85 dB
5500(MHz)	4.44 dB	-15.62 dB	-1.14 dB
5850(MHz)	1.87 dB	-10.07 dB	-1.75 dB

2.4G / Peak Gain



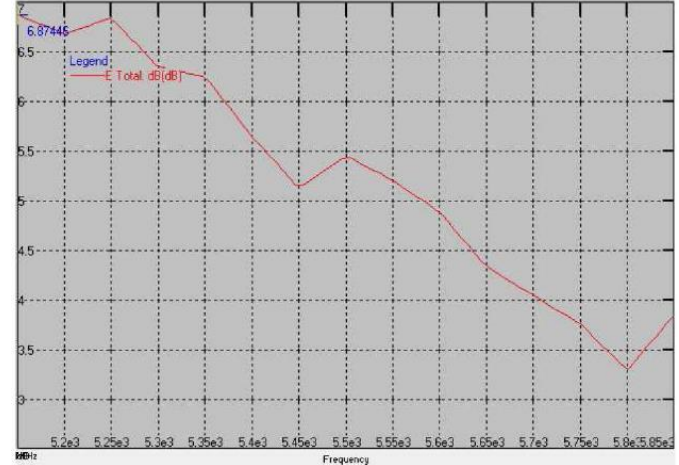
Peak Gain : Max 6.83 dBi

Frequency(MHz): 5150~5850. Pattern Field: X-Y plane



Layer	Max value	Min value	Average
5150(MHz)	1.32 dB	-2.94 dB	-0.60 dB
5500(MHz)	-1.36 dB	-17.19 dB	-6.32 dB
5850(MHz)	-0.40 dB	-7.88 dB	-3.67 dB

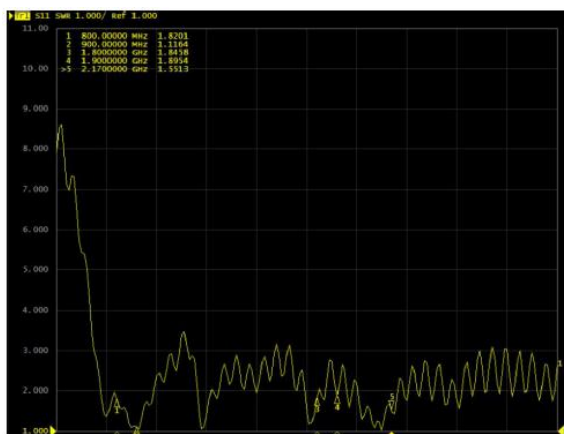
5G / Peak Gain



Peak Gain : Max 6.87 dBi

BTEA0027300G8R1A01

Return Loss S11



Please be sure to request approval specifications that provide further details of the products. Kindly note that the content of these specifications are subject to change or may be discontinued without prior notice. This product may not be designed/used in medical or high risk applications without Chilisin approval. Please contact our sales department before ordering.

Downloaded From Oneyac.com

BTEA Series



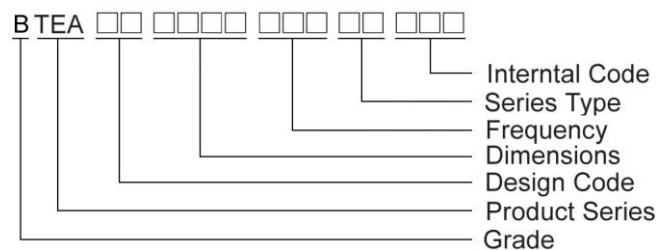
Features

- Easy installation low cost and light-weight type
- Wide bandwidth and Omni-directional
- Customized

Applications

- Bluetooth, Wireless Router, Set Top Box and Home digital
- ISM band, Lora, Sigfox, LTE, 5G, Sub 6G, WiFi 6e, NB-IOT, GPS, WiFi and Car use.

Product Identification



Shapes and Dimensions

FIG 1

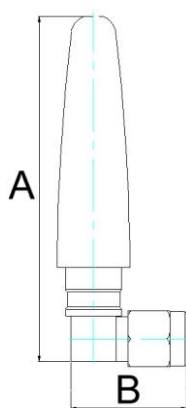


FIG 2

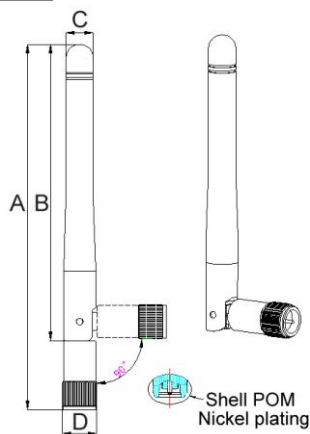


FIG 3

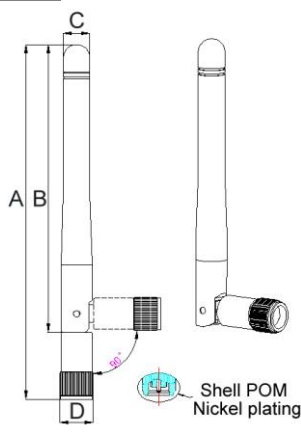
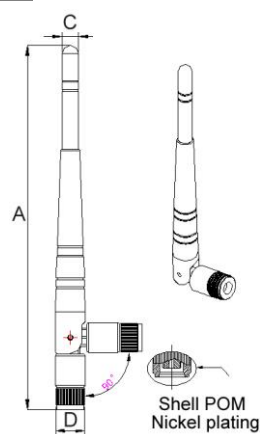


FIG 4



Dimensions in mm

TYPE	FIG	A	B	C	D
BTEA0050160G8R2A01	1	50±2	16.6±0.3	-	-
BTEA0087090G8R2A07	3	108±5	86.7±5	7.9	9.4±0.5
BTEA0087092G4R2B02	2	108±5	86.7±5	7.9	9.95±0.5
BTEA0087092G4R2A40	3	108.5±5	86.7±5	7.9	10±0.5
BTEA00870925GR2A07	2	108.5±5	87±5	7.8	10±0.5
BTEA0087095G0R2A03	3	108±5	86.7±5	7.8	9.95±0.5
BTEA00151325GR2A07	4	157.5±5	-	7.2	13
BTEA0015132G4R2A08	4	157.5±5	-	7.2	13

Shapes and Dimensions

FIG 5

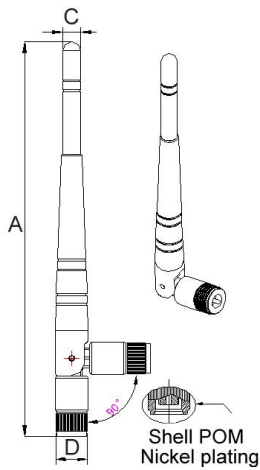


FIG 6

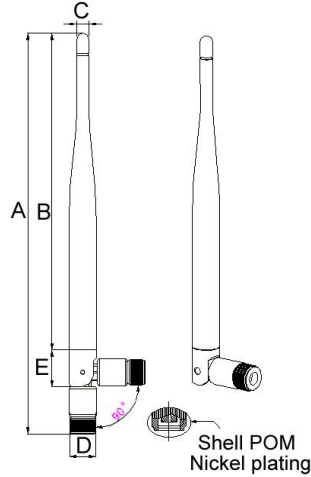


FIG 7

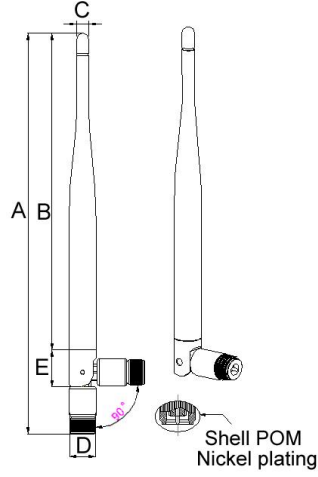
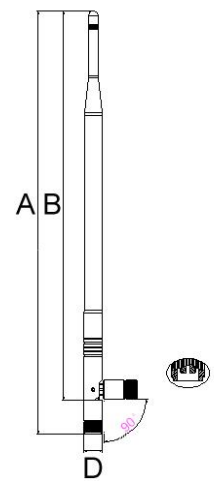


FIG 8



Dimensions in mm

TYPE	FIG	A	B	C	D	E
BTEA0015135G0R2A01	5	157.5±5	-	7.2	13	-
BTEA0017132G4R2A31	6	196±5	154±3	6	13	18
BTEA00171325GR2A05	7	196±5	154±3	6	13	18
BTEA0017135G0R2A07	6	196±5	154±3	6	13	18
BTEA00271325GR2A03	8	293±5	270±5	-	13	-

FIG 9

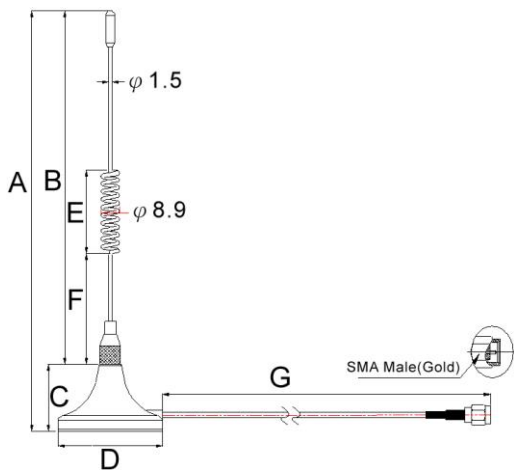
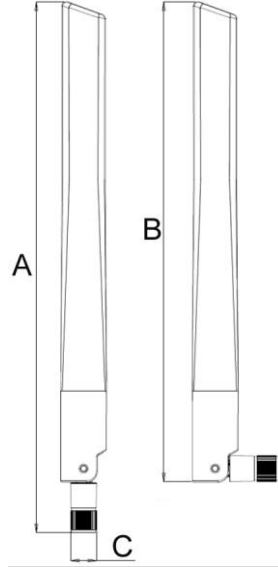


FIG 10



Dimensions in mm

TYPE	FIG	A	B	C	D	E	F	G
BTEA0027300G8R1A01	9	278.2±5	250±2	28.2	φ 30	24	51.3	1000±30
BTEA0020104G0R2A02	10	203.43±3	183.95	10±0.3	-	-	-	-
BTEA0020103G8R2A01	10	203.43±3	183.95	10±0.3	-	-	-	-
BTEA0020103G9R2A01	10	203.43±3	183.95	10±0.3	-	-	-	-
BTEA0020106G0R2A01	10	203.43±3	183.95	10±0.3	-	-	-	-
BTEA0020106G0R2A02	10	203.43±3	183.95	10±0.3	-	-	-	-
BTEA0020106G0R2A05	10	203.43±3	183.95	10±0.3	-	-	-	-

External Antenna BTEA Series

Electrical Characteristics

Part Number	Frequency Range (GHz)	Impedance (Ω)	Return Loss dB(Max)	VSWR (Max)	Radiation	Peak Gain (dBi)	Polarization	Admitted Power (W)
BTEA0050160G8R2A01	0.824~0.915 1.725~1.88	50	-2.5	-	Omni-directional	2.56	Linear Vertical	1
BTEA0087090G8R2A07	0.824~0.96 1.71~2.17	50	-4	-	Omni-directional	-0.88 2.03	Linear Vertical	-
BTEA0087092G4R2B02	2.4~2.5	50	-10	2	Omni-directional	2.54	Linear	1
BTEA0087092G4R2A40	2.4~2.5	50	-10	-	Omni-directional	2	Linear Vertical	1
BTEA00870925GR2A07	2.4~2.5 5.15~5.85	50	-10	-	Omni-directional	2	Linear Vertical	1
BTEA0087095G0R2A03	5.15~5.85	50	-10	-	Omni-directional	2.36	Linear Vertical	1
BTEA00151325GR2A07	2.4~2.5 5.15~5.85	50	-10	2	Omni-directional	3 \pm 0.5	Linear	-
BTEA0015132G4R2A08	2.4~2.5	50	-10	2	Omni-directional	3	Linear	-
BTEA0015135G0R2A01	5.1~5.9	50	-10	2	Omni-directional	3 \pm 1	Linear	-
BTEA0017132G4R2A31	2.4~2.5	50	-10	-	Omni-directional	4.93	Linear Vertical	1
BTEA00171325GR2A05	2.4~2.5 5.15~5.85	50	-10	-	Omni-directional	5 \pm 1	Linear Vertical	1
BTEA0017135G0R2A07	5.15~5.85	50	-10	-	Omni-directional	5 \pm 1	Linear Vertical	1
BTEA0020103G8R2A01	3.3~3.8	50	-10	-	Omni-directional	2.69	Linear Vertical	1
BTEA0020103G9R2A01	3.3~4.9	50	-7	-	Omni-directional	4.89	Linear Vertical	1
BTEA0020104G0R2A02	0.704~0.96 1.71~2.7	50	-	5	Omni-directional	2.45 4.51	Linear Vertical	1
BTEA0020106G0R2A01	0.617~0.96 1.71~2.17 2.3~2.7 3.3~3.8 4.4~5 5.15~5.85	50	-	4	Omni-directional	0.59 3.74 3.51 3.7 4 4.87	Linear Vertical	1
BTEA0020106G0R2A02	5.925~7.125	50	-10	-	Omni-directional	5.31	Linear Vertical	1
BTEA0020106G0R2A05	2.4~2.5 5.15~5.85 5.925~6.325 6.35~6.75 6.775~7.125	50	-10	-	Omni-directional	5.65 5.94 6.42 6.87 5.42	Linear Vertical	1
BTEA00271325GR2A03	2.4~2.5 5.15~5.85	50	-10	-	Omni-directional	7 \pm 0.5	Linear Vertical	-
BTEA0027300G8R1A01	0.8~0.9 1.8~1.9 2.1	50	-10	2	Omni-directional	-	Linear Vertical	-

Please be sure to request approval specifications that provide further details of the products. Kindly note that the content of these specifications are subject to change or may be discontinued without prior notice. This product may not be designed/used in medical or high risk applications without Chilisin approval. Please contact our sales department before ordering.

Downloaded From Oneyac.com

External Antenna BTEA Series

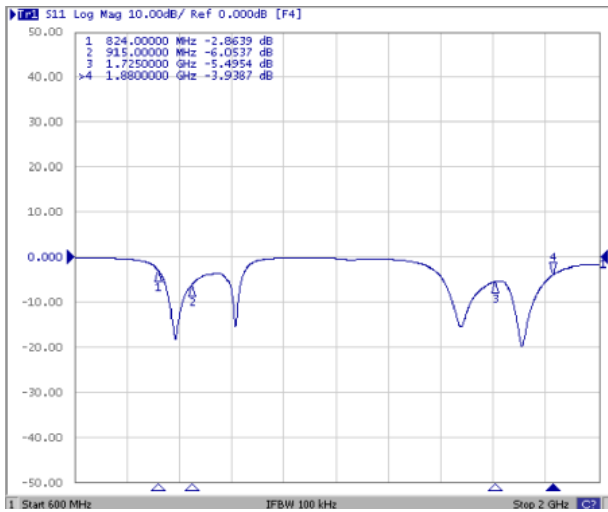
Physical Properties

Part Number	Cable	Antenna Cover	Antenna Base	Operating Temp	Storage Temp	Color	Connector
BTEA0050160G8R2A01	RG-178	TPEE	PC/PBT	-20°C~+65°C	-30°C~+75°C	Black	SMA-Male 90°
BTEA0087090G8R2A07	RG-178	TPEE	PC/PBT	-20°C~+65°C	-30°C~+75°C	Black	SMA-Male-RP
BTEA0087092G4R2B02	RG-178	TPEE	PC/PBT	-20°C~+65°C	-30°C~+75°C	Black	SMA-Male
BTEA0087092G4R2A40	RG-178	TPEE	PC/PBT	-20°C~+65°C	-30°C~+75°C	Black	SMA-Male-Reverse
BTEA00870925GR2A07	RG-178	TPEE	PC/PBT	-20°C~+65°C	-30°C~+75°C	Black	SMA-Male
BTEA0087095G0R2A03	RG-178	TPEE	PC/PBT	-20°C~+65°C	-30°C~+75°C	Black	SMA-Male-RP
BTEA00151325GR2A07	RG-178	TPEE	PC/PBT	-20°C~+65°C	-30°C~+75°C	Black	SMA-Male-RP
BTEA0015132G4R2A08	RG-178	TPEE	PC/PBT	-20°C~+65°C	-30°C~+75°C	Black	SMA-Male-RP
BTEA0015135G0R2A01	RG-178	TPEE	PC/PBT	-20°C~+65°C	-30°C~+75°C	Black	SMA-Male
BTEA0017132G4R2A31	RG-178	TPEE	PC/PBT	-20°C~+65°C	-30°C~+75°C	Black	SMA-Male-Reverse
BTEA00171325GR2A05	RG-178	TPEE	PC/PBT	-20°C~+65°C	-30°C~+75°C	Black	SMA-Male
BTEA0017135G0R2A07	RG-178	TPEE	PC/PBT	-20°C~+65°C	-30°C~+75°C	Black	SMA-Male-Reverse
BTEA0020103G8R2A01	RG-178	ABS	PC/PBT	-20°C~+65°C	-30°C~+70°C	Black	SMA-Male
BTEA0020103G9R2A01	RG-178	ABS	PC/PBT	-20°C~+65°C	-30°C~+70°C	Black	SMA-Male
BTEA0020104G0R2A02	RG-178	ABS	PC/PBT	-20°C~+65°C	-30°C~+75°C	Black	SMA-Male
BTEA0020106G0R2A01	RG-178	ABS	PC/PBT	-20°C~+65°C	-30°C~+75°C	Black	SMA-Male-RP
BTEA0020106G0R2A02	RG-178	ABS	PC/PBT	-20°C~+65°C	-30°C~+70°C	Black	SMA-PLUG
BTEA0020106G0R2A05	RG-178	ABS	PC/PBT	-20°C~+65°C	-30°C~+75°C	Black	SMA-PLUG
BTEA00271325GR2A03	RG-178	ABS	PC/PBT	-20°C~+65°C	-30°C~+75°C	Black	RP-SMA-Male
BTEA0027300G8R1A01	RG-174	ABS	PVC/SPRING	-10°C~+70°C	+40°C~+80°C	Black	SMA-PLUG

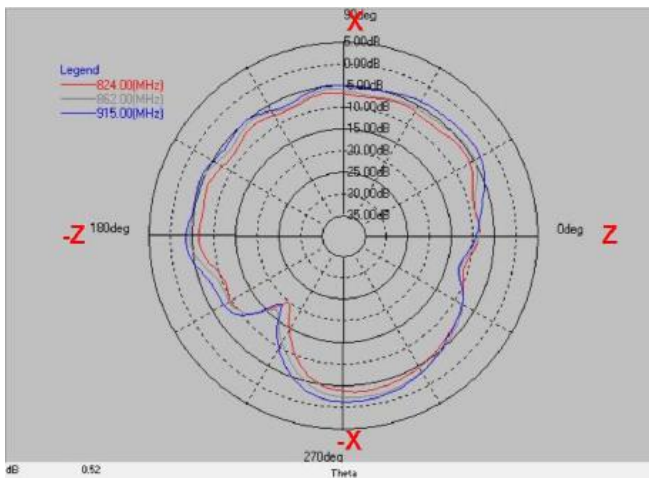
Please be sure to request approval specifications that provide further details of the products. Kindly note that the content of these specifications are subject to change or may be discontinued without prior notice. This product may not be designed/used in medical or high risk applications without Chilisin approval. Please contact our sales department before ordering.

BTEA0050160G8R2A01

Return Loss S11

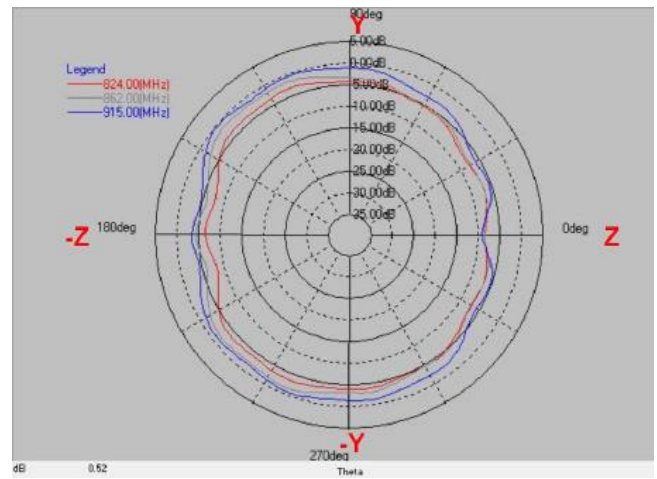


Frequency(MHz) : 824~915. Pattern Field : X-Z plane



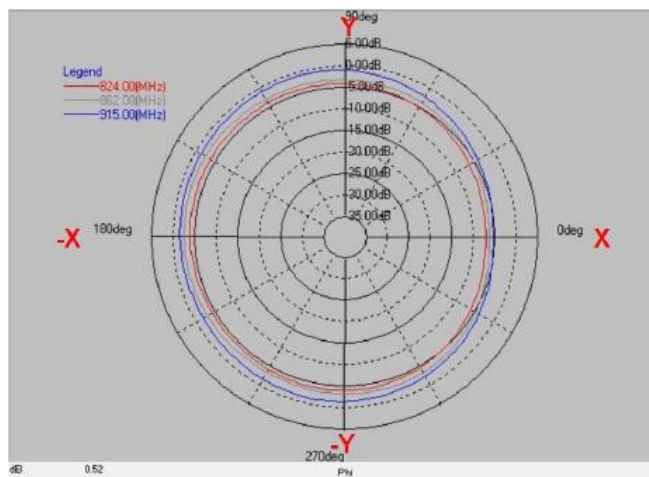
Frequency	Max value	Min value	Average
824(MHz)	-3.68 dB	-19.80 dB	-7.22 dB
862(MHz)	-2.31 dB	-16.80 dB	-6.07 dB
915(MHz)	-1.52 dB	-18.72 dB	-5.13 dB

Frequency(MHz) : 824~915. Pattern Field : Y-Z plane



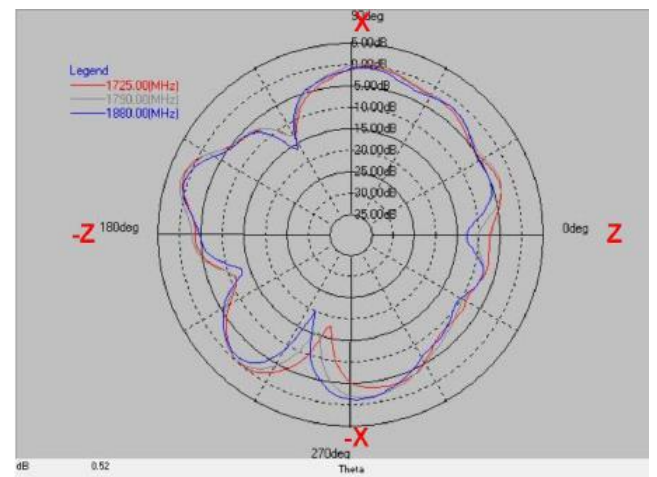
Frequency	Max value	Min value	Average
824(MHz)	-3.26 dB	-8.39 dB	-5.27 dB
862(MHz)	-1.60 dB	-8.61 dB	-4.02 dB
915(MHz)	-0.37 dB	-9.12 dB	-2.62 dB

Frequency(MHz) : 824~915. Pattern Field : Y-X plane



Frequency	Max value	Min value	Average
824(MHz)	-3.85 dB	-7.08 dB	-4.79 dB
862(MHz)	-2.50 dB	-6.26 dB	-3.66 dB
915(MHz)	-1.06 dB	-5.29 dB	-2.22 dB

Frequency(MHz) : 1725~1880. Pattern Field : X-Z plane



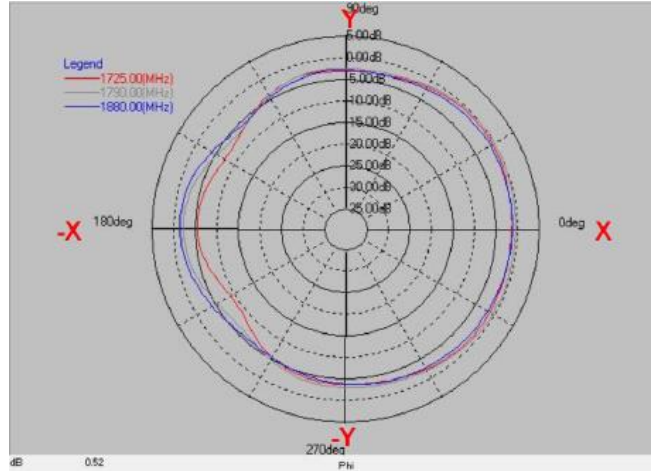
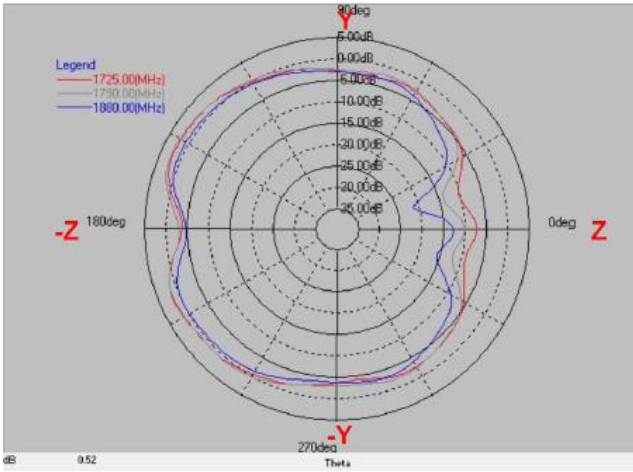
Frequency	Max value	Min value	Average
1725 (MHz)	1.20 dB	-17.94 dB	-4.00 dB
1790(MHz)	1.73 dB	-15.77 dB	-3.52 dB
1880(MHz)	0.74 dB	-20.26 dB	-4.27 dB

Please be sure to request approval specifications that provide further details of the products. Kindly note that the content of these specifications are subject to change or may be discontinued without prior notice. This product may not be designed/used in medical or high risk applications without Chilisin approval. Please contact our sales department before ordering.

External Antenna BTEA Series

Frequency(MHz) : 1725~1880. Pattern Field : Y-Z plane

Frequency(MHz) : 1725~1880. Pattern Field : X-Y plane



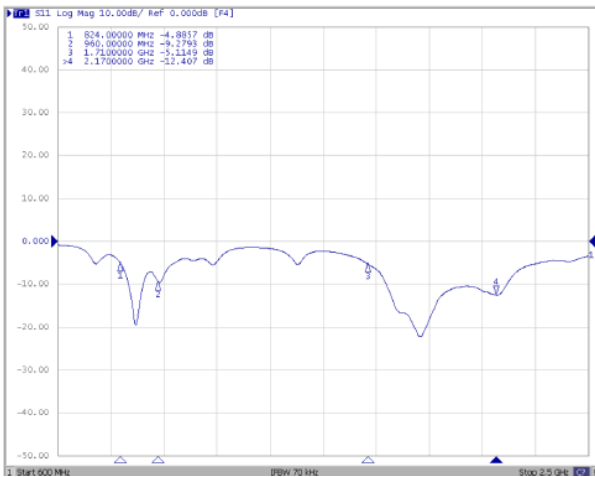
Frequency	Max value	Min value	Average
1725 (MHz)	2.15 dB	-10.24 dB	-1.80 dB
1790(MHz)	2.56 dB	-14.06 dB	-1.55 dB
1880(MHz)	0.74 dB	-21.26 dB	-3.03 dB

Frequency	Max value	Min value	Average
1725 (MHz)	-0.49 dB	-9.26 dB	-3.20 dB
1790(MHz)	0.01 dB	-6.67 dB	-2.35 dB
1880(MHz)	-1.09 dB	-5.91 dB	-2.84 dB

Please be sure to request approval specifications that provide further details of the products. Kindly note that the content of these specifications are subject to change or may be discontinued without prior notice. This product may not be designed/used in medical or high risk applications without Chilisin approval. Please contact our sales department before ordering.

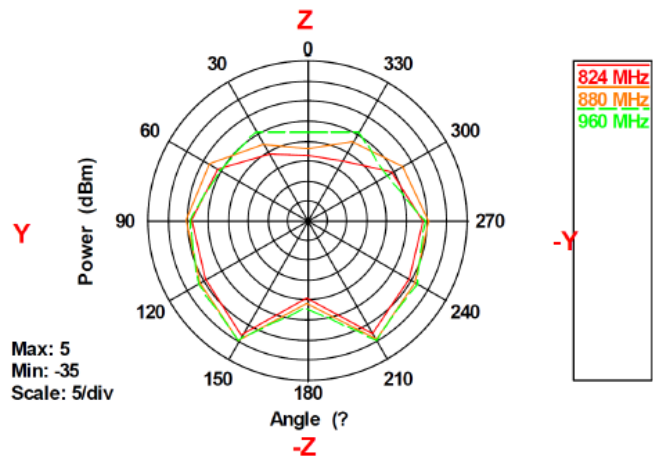
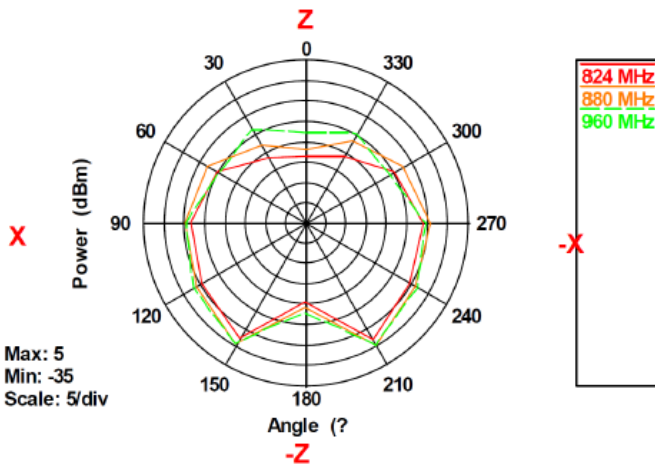
BTEA0087090G8R2A07

Return Loss S11



Frequency(MHz) : 824~960. Pattern Field : X-Z plane

Frequency(MHz) : 824~960. Pattern Field : Y-Z plane

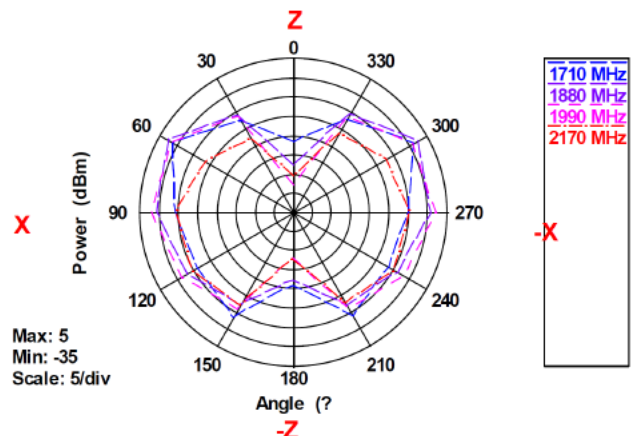
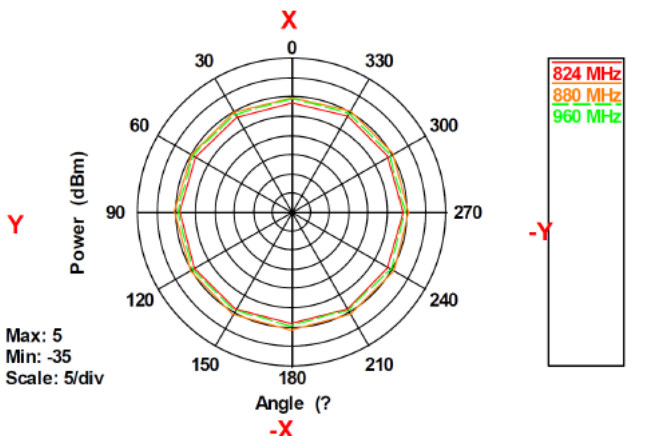


Frequency	Max value	Min value	Average
824(MHz)	-2.29 dB	-18.85 dB	-7.31 dB
880(MHz)	-0.73 dB	-17.10 dB	-5.59 dB
960(MHz)	-0.65 dB	-13.27 dB	-5.52 dB

Frequency	Max value	Min value	Average
824(MHz)	-2.27 dB	-18.85 dB	-7.29 dB
880(MHz)	-0.78 dB	-17.10 dB	-5.57 dB
960(MHz)	-0.66 dB	-13.27 dB	-5.51 dB

Frequency(MHz) : 824~960. Pattern Field : Y-X plane

Frequency(MHz) : 1710~2170. Pattern Field : X-Z plane

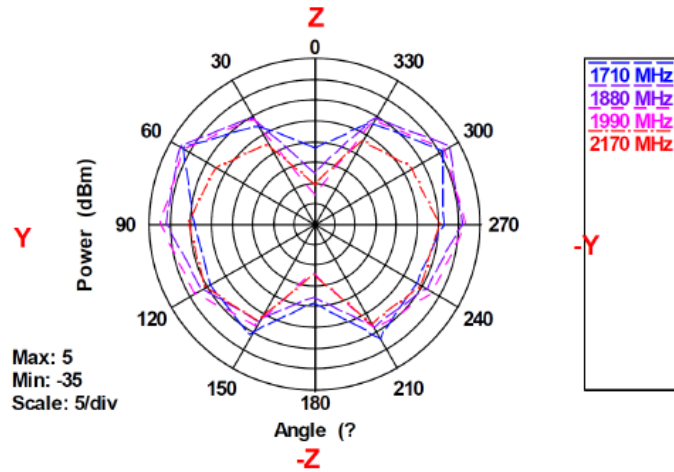


Frequency	Max value	Min value	Average
824(MHz)	-6.15 dB	-7.09 dB	-6.48 dB
880(MHz)	-4.59 dB	-5.46 dB	-4.93 dB
960(MHz)	-5.45 dB	-6.01 dB	-5.71 dB

Frequency	Max value	Min value	Average
1710(MHz)	0.82 dB	-17.00 dB	-4.42 dB
1880(MHz)	2.25 dB	-22.99 dB	-2.49 dB
1990(MHz)	1.93 dB	-28.26 dB	-2.27 dB
2170(MHz)	-4.89 dB	-25.83 dB	-8.01 dB

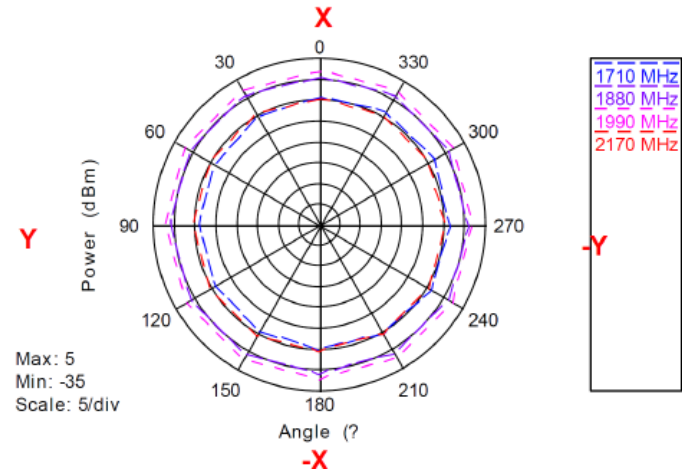
External Antenna BTEA Series

Frequency(MHz) : 1710~2170. Pattern Field : Y-Z plane



Frequency	Max value	Min value	Average
1710(MHz)	1.39 dB	-17.00 dB	-4.31 dB
1880(MHz)	2.34 dB	-22.99 dB	-2.42 dB
1990(MHz)	1.76 dB	-28.26 dB	-2.31 dB
2170(MHz)	-4.76 dB	-25.83 dB	-8.05 dB

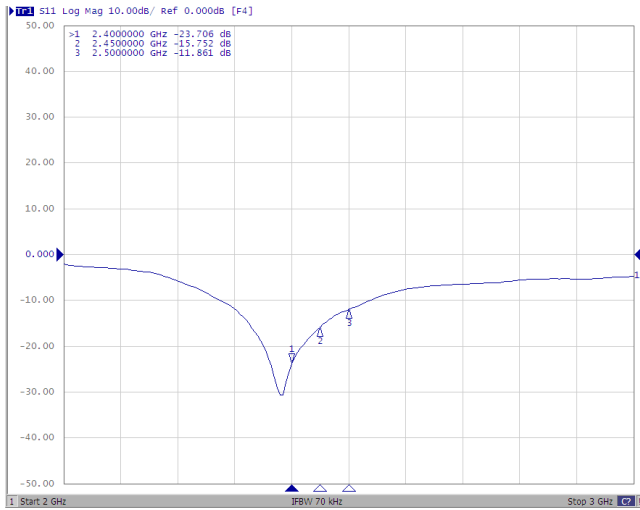
Frequency(MHz) : 1710~2170. Pattern Field : Y-X plane



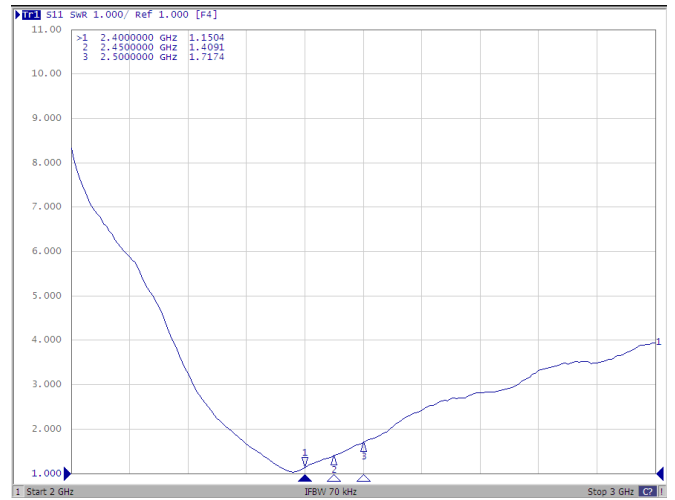
Frequency	Max value	Min value	Average
1710(MHz)	-3.50 dB	-6.20 dB	-4.87 dB
1880(MHz)	0.73 dB	0.38 dB	0.57 dB
1990(MHz)	1.93 dB	1.73 dB	1.83 dB
2170(MHz)	-4.70 dB	-5.03 dB	-4.86 dB

BTEA0087092G4R2B02

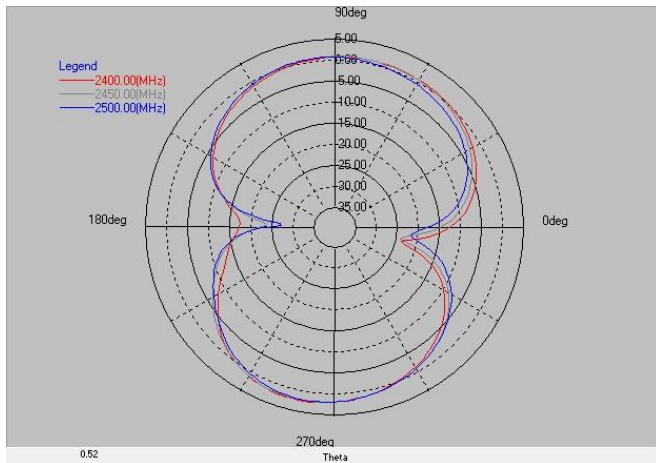
Return Loss



VSWR

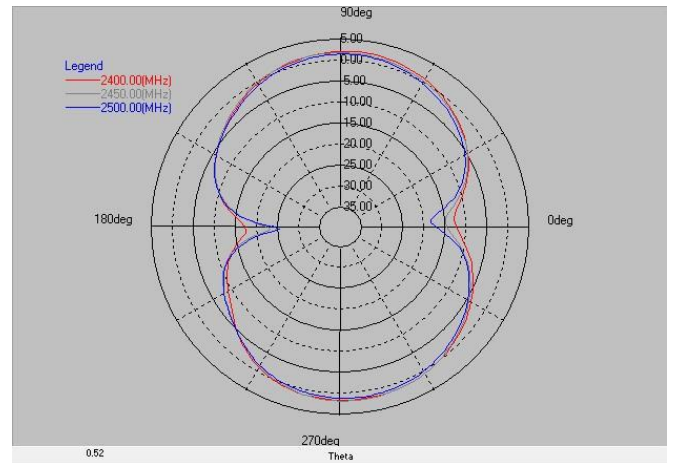


Pattern Field : Z-X plane, Phi=0.00deg



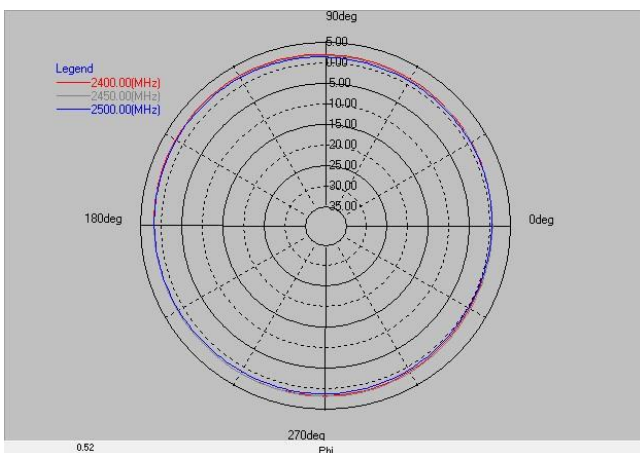
Layer	Max value	Min value	Average
2400(MHz)	2.15 dB	-23.78 dB	-1.96 dB
2450(MHz)	2.04 dB	-24.00 dB	-1.90 dB
2500(MHz)	1.89 dB	-27.29 dB	-2.22 dB

Pattern Field : Z-Y plane, Phi=90.00deg



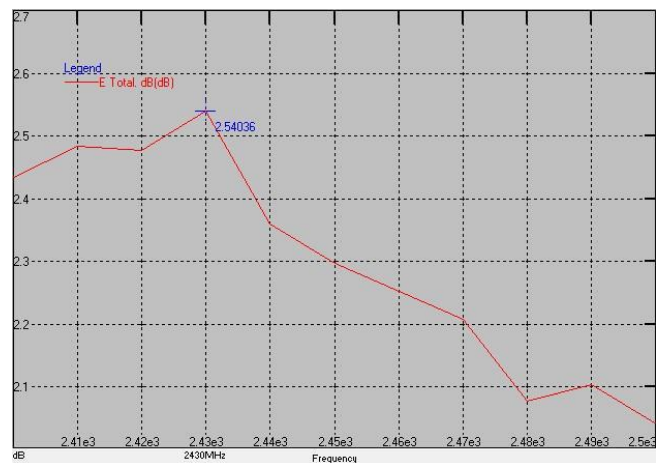
Layer	Max value	Min value	Average
2400(MHz)	1.94 dB	-17.61 dB	-1.74 dB
2450(MHz)	1.73 dB	-23.26 dB	-1.88 dB
2500(MHz)	1.23 dB	-25.61 dB	-2.37 dB

Pattern Field : X-Y plane, Theta=90.00deg



Layer	Max value	Min value	Average
2400(MHz)	2.28 dB	0.36 dB	1.46 dB
2450(MHz)	2.04 dB	0.62 dB	1.42 dB
2500(MHz)	1.91 dB	0.21 dB	1.11 dB

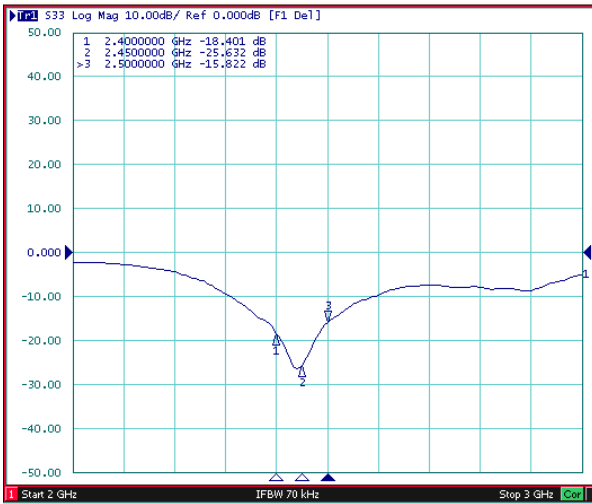
Peak Gain



Peak Gain : Max 2.54 dB

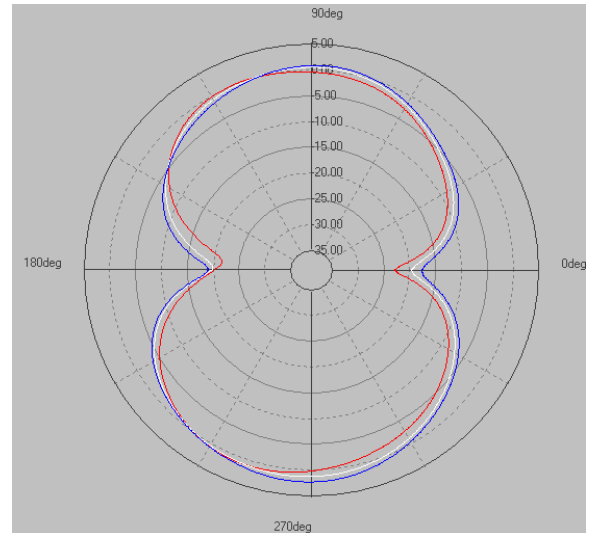
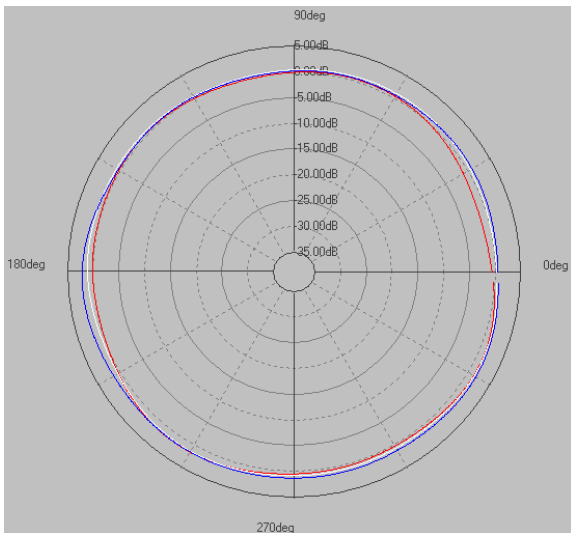
BTEA0087092G4R2A40

Return Loss S33



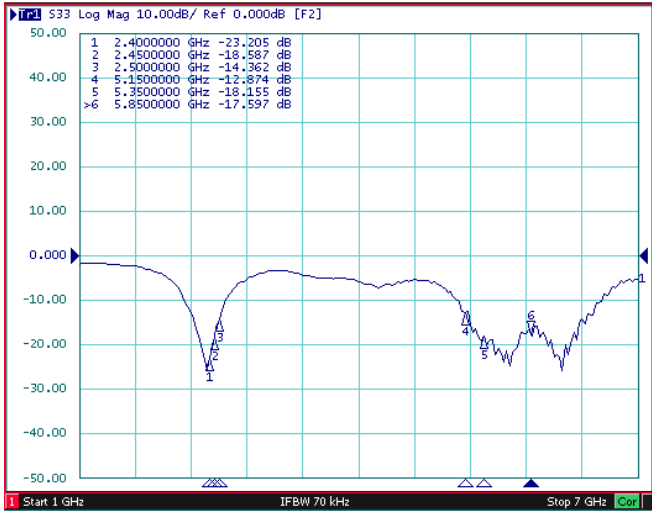
Frequency(MHz) : 2400~2500. Pattern Field : V plane

Frequency(MHz) : 2400~2500. Pattern Field : H plane



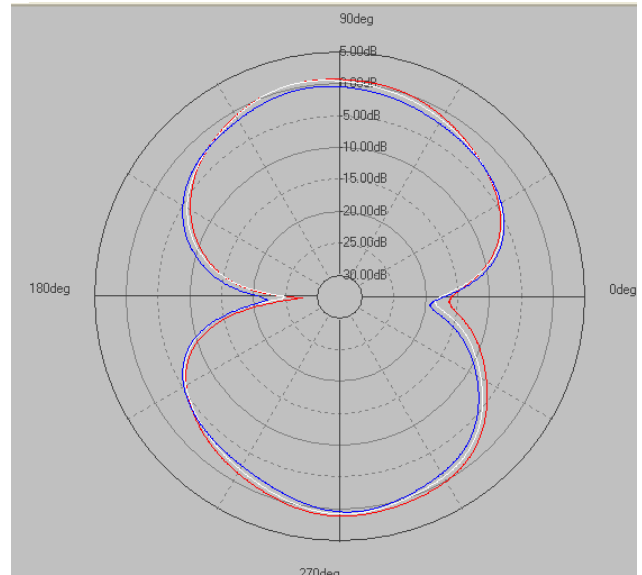
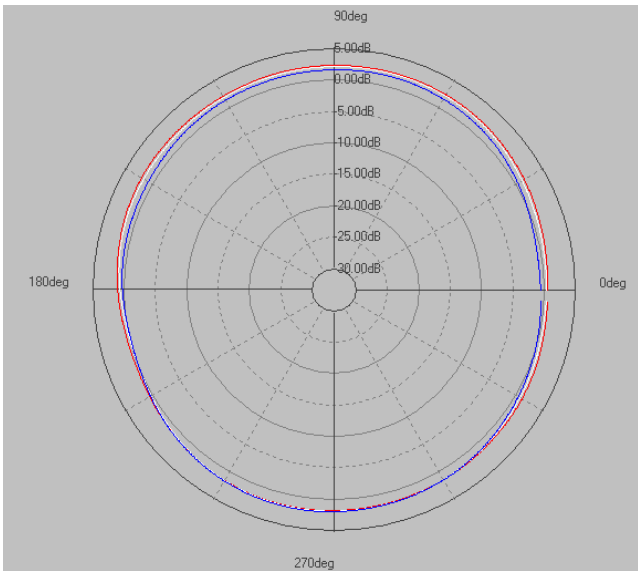
BTEA00870925GR2A07

Return Loss S33



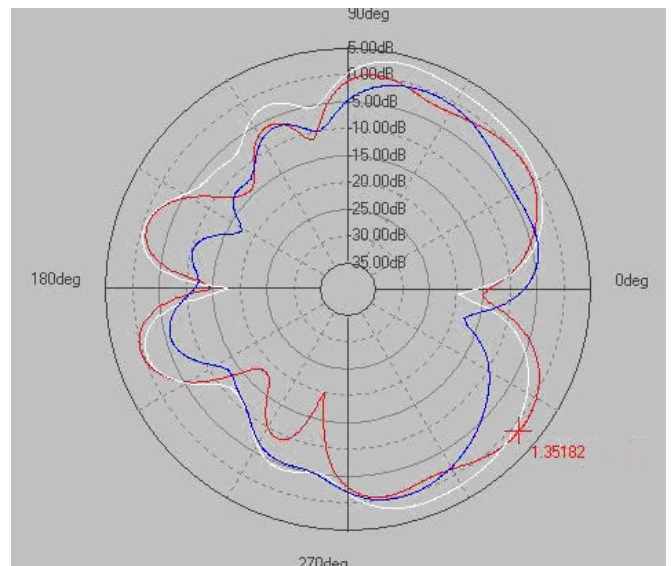
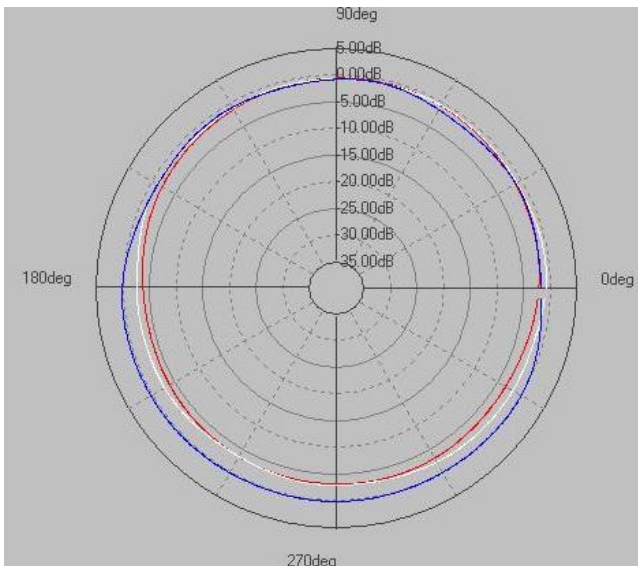
Frequency(MHz) : 2400~2500. Pattern Field : H plane

Frequency(MHz) : 2400~2500. Pattern Field : E plane



Frequency(MHz) : 5150-5850. Pattern Field : H plane

Frequency(MHz) : 5150-5850. Pattern Field : E plane



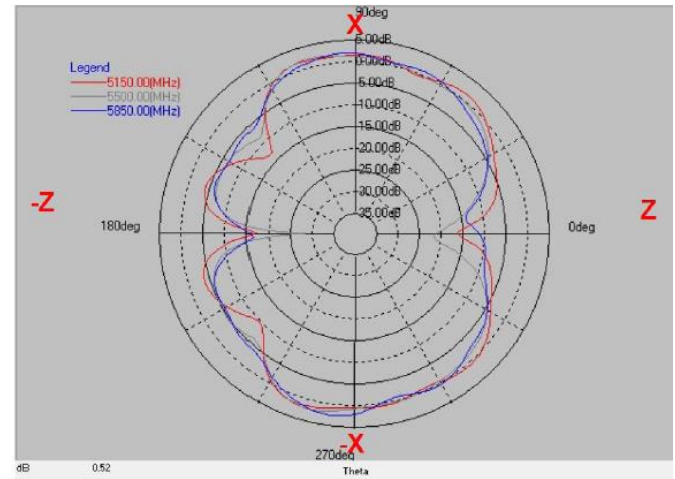
Please be sure to request approval specifications that provide further details of the products. Kindly note that the content of these specifications are subject to change or may be discontinued without prior notice. This product may not be designed/used in medical or high risk applications without Chilisin approval. Please contact our sales department before ordering.

BTEA0087095G0R2A03

Return Loss S11

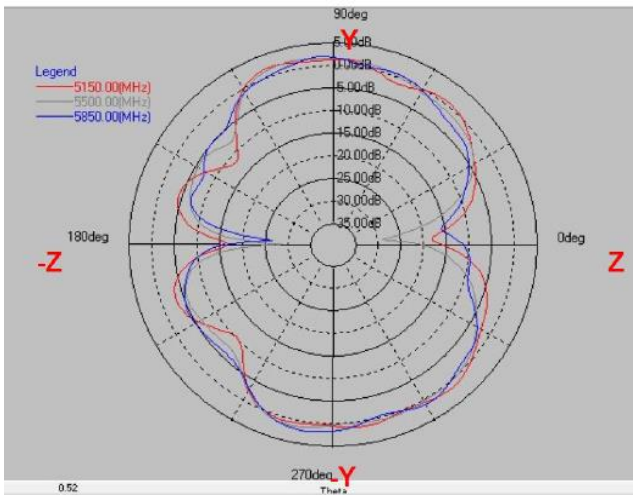


Frequency(MHz) : 5150~5850. Pattern Field : Z-X plane



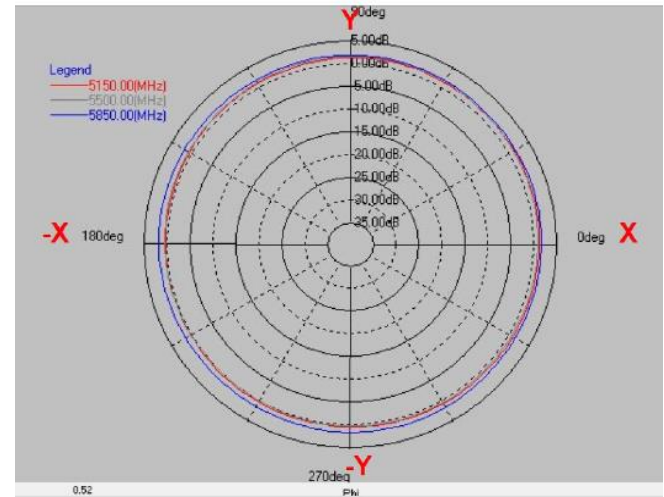
Layer	Max value	Min value	Average
5150(MHz)	1.52 dB	-17.32 dB	-1.78 dB
5550(MHz)	2.01 dB	-28.64 dB	-2.18 dB
5850(MHz)	2.36 dB	-16.51 dB	-2.06 dB

Frequency(MHz) : 5150~5850. Pattern Field : Z-Y plane



Layer	Max value	Min value	Average
5150(MHz)	1.79 dB	-18.10 dB	-1.89 dB
5550(MHz)	1.71 dB	-29.01 dB	-2.17 dB
5850(MHz)	1.86 dB	-26.43 dB	-2.14 dB

Frequency(MHz) : 5150~5850. Pattern Field : X-Y plane

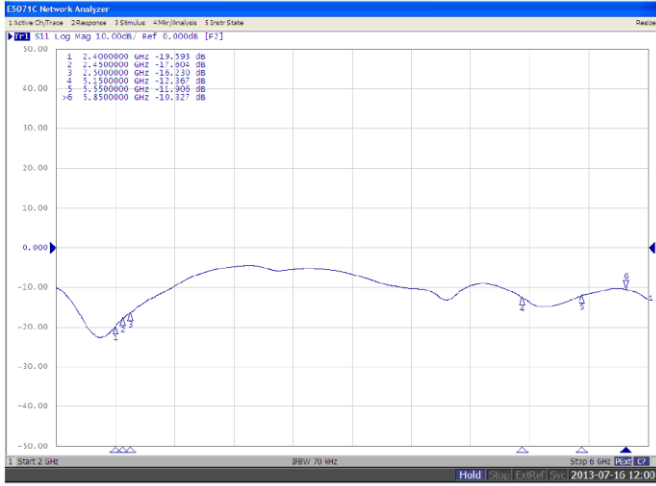


Layer	Max value	Min value	Average
5150(MHz)	1.44 dB	0.15 dB	0.77 dB
5550(MHz)	1.46 dB	-0.10 dB	0.73 dB
5850(MHz)	1.87 dB	1.29 dB	1.61 dB


External Antenna BTEA Series

BTEA00151325GR2A07

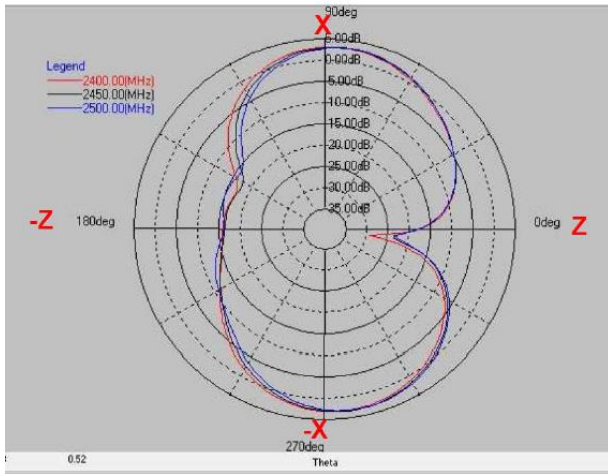
Return Loss



Experimental Setup

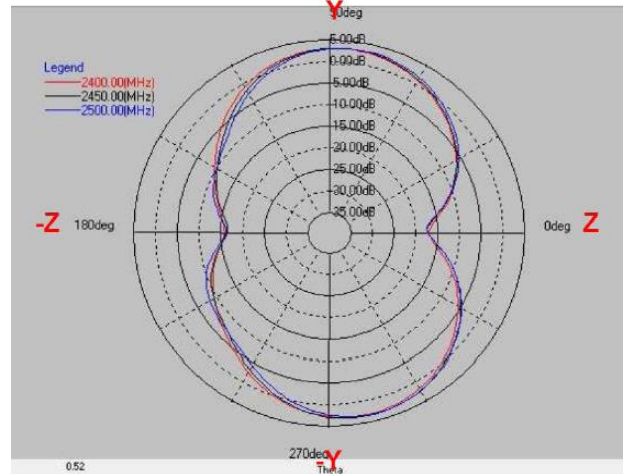


Frequency(MHz): 2400~2500. Pattern Field : X-Z plane



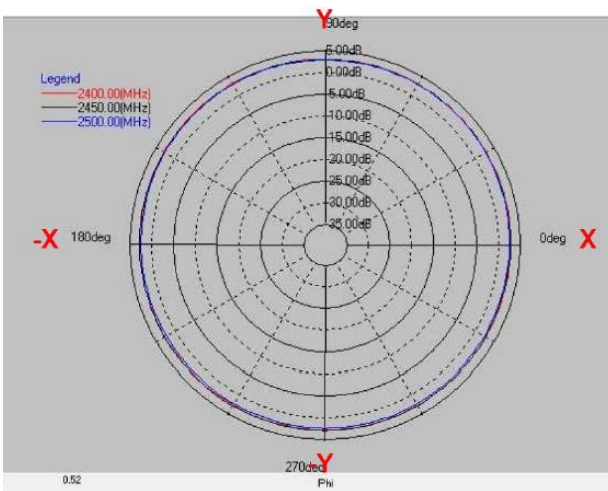
Layer	Max value	Average
2400(MHz)	2.96 dB	-1.69 dB
2450(MHz)	3.14 dB	-1.70 dB
2500(MHz)	3.05 dB	-1.84 dB

Frequency(MHz): 2400~2500. Pattern Field : Y-Z plane



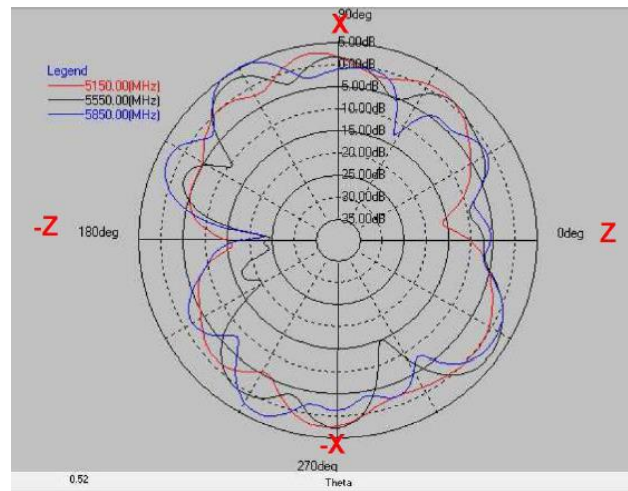
Layer	Max value	Average
2400(MHz)	3.03 dB	-1.49 dB
2450(MHz)	3.10 dB	-1.45 dB
2500(MHz)	3.09 dB	-1.54 dB

Frequency(MHz): 2400~2500. Pattern Field : X-Y plane



Layer	Max value	Average
2400(MHz)	2.96 dB	2.81 dB
2450(MHz)	2.91 dB	2.81 dB
2500(MHz)	2.80 dB	2.53 dB

Frequency(MHz): 5150~5850. Pattern Field : X-Z plane

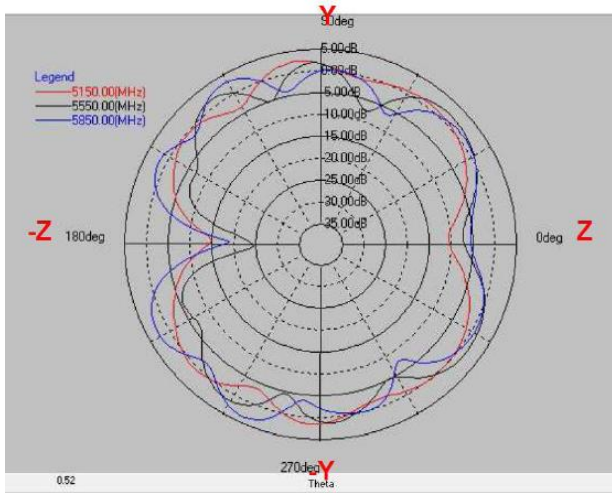


Layer	Max value	Average
5150(MHz)	2.72 dB	-1.71 dB
5550(MHz)	3.45 dB	-1.53 dB
5850(MHz)	5.63 dB	-1.05 dB

Please be sure to request approval specifications that provide further details of the products. Kindly note that the content of these specifications are subject to change or may be discontinued without prior notice. This product may not be designed/used in medical or high risk applications without Chilisin approval. Please contact our sales department before ordering.

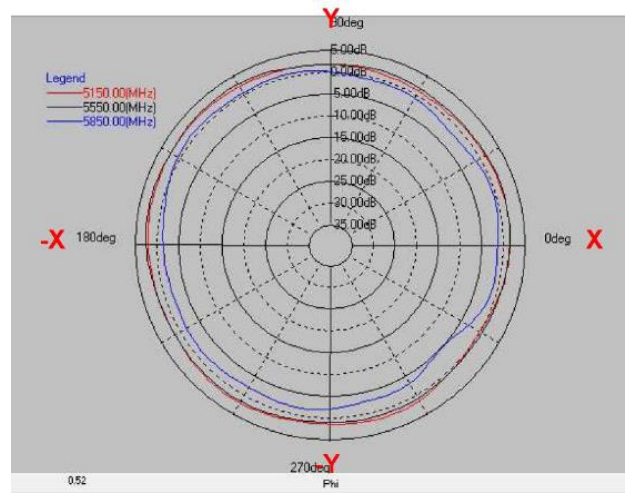
External Antenna BTEA Series

Frequency(MHz) : 5150~5850. Pattern Field : Y-Z plane



Layer	Max value	Average
5150(MHz)	2.36 dB	-1.38 dB
5550(MHz)	2.03 dB	-1.48 dB
5850(MHz)	3.44 dB	-0.63 dB

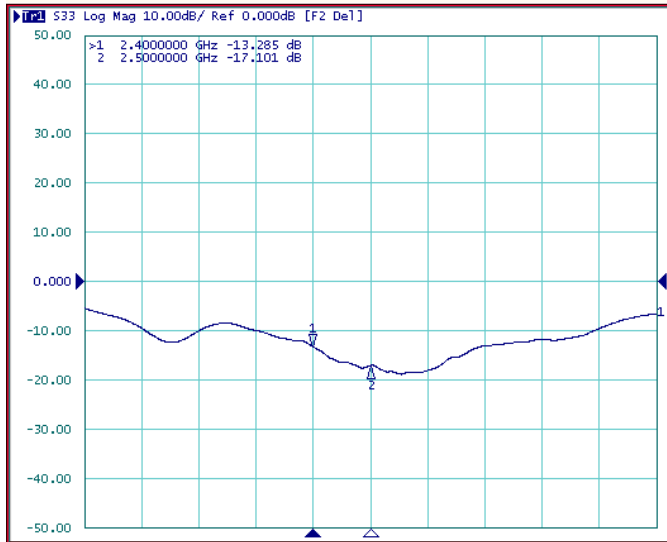
Frequency(MHz) : 5150~5850. Pattern Field : X-Y plane



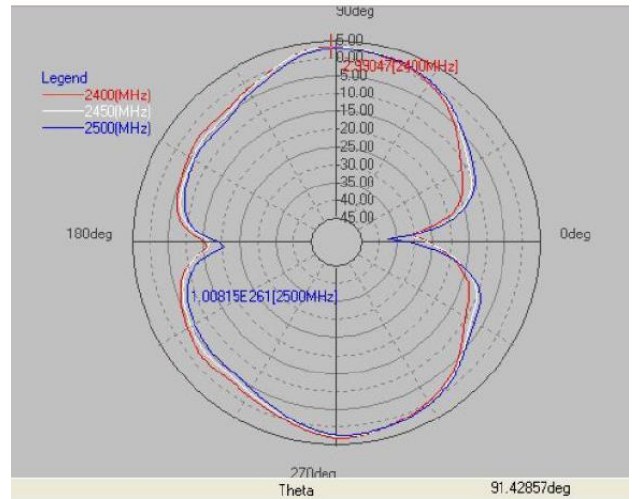
Layer	Max value	Average
5150(MHz)	2.52 dB	1.54 dB
5550(MHz)	2.82 dB	1.63 dB
5850(MHz)	0.83 dB	-1.21 dB

BTEA0015132G4R2A08

Return Loss S33

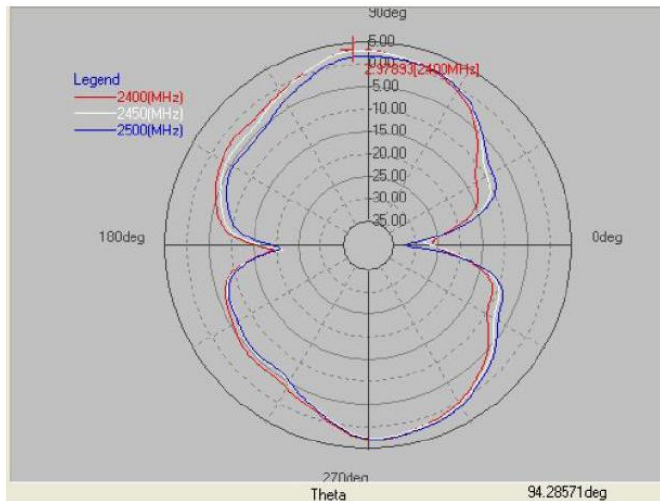


Frequency(MHz) : 2400~2500. Pattern Field : X-Z plane



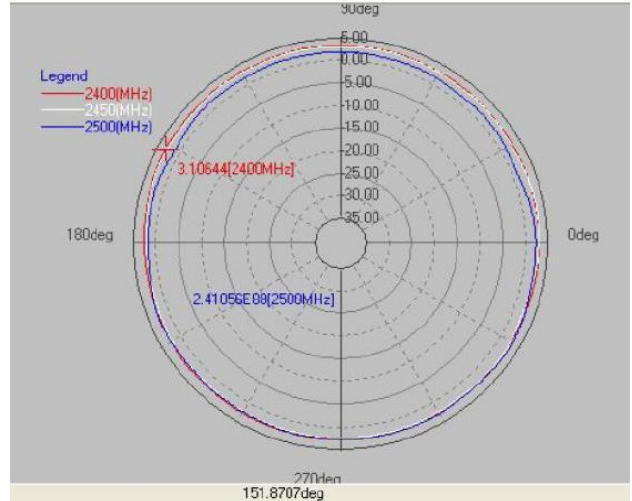
Layer	Max value	Average
2400(MHz)	2.99 dB	-2.07 dB
2450(MHz)	2.93 dB	-2.15 dB
2500(MHz)	2.30 dB	-2.51 dB

Frequency(MHz) : 2400~2500. Pattern Field : Y-Z plane



Layer	Max value	Average
2400(MHz)	2.98 dB	-2.08 dB
2450(MHz)	2.86 dB	-2.19 dB
2500(MHz)	2.77 dB	-2.50 dB

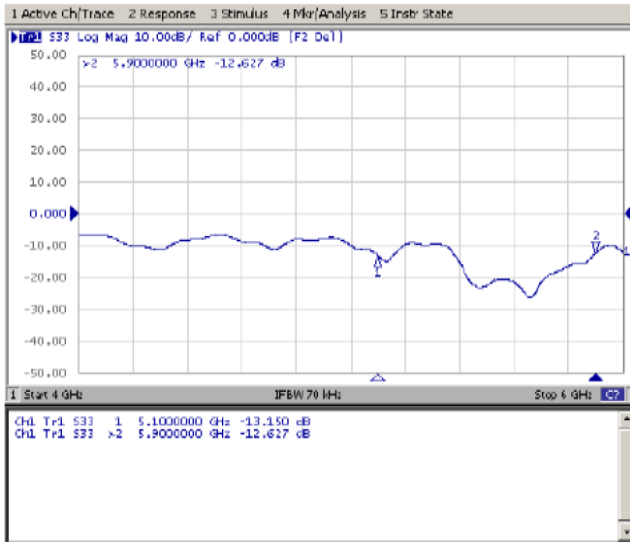
Frequency(MHz) : 2400~2500. Pattern Field : X-Y plane



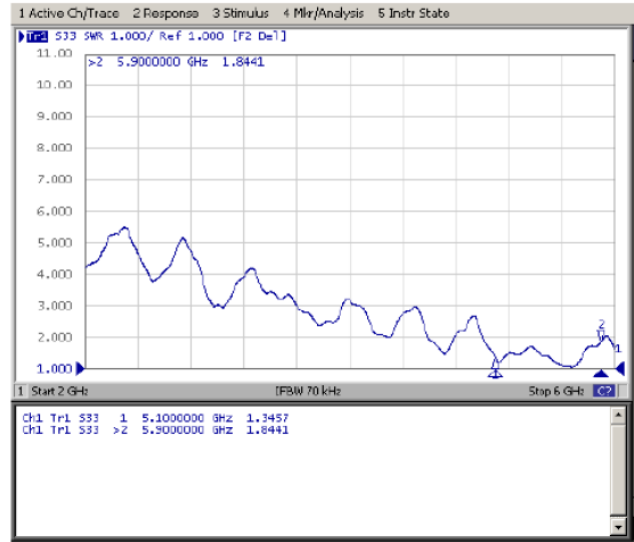
Layer	Max value	Average
2400(MHz)	3.11 dB	2.79 dB
2450(MHz)	3.15 dB	2.54 dB
2500(MHz)	3.17 dB	2.06 dB

BTEA0015135G0R2A01

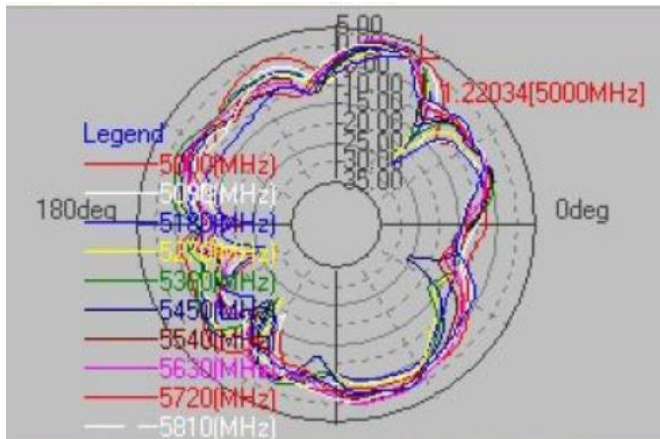
Return Loss S33



VSWR

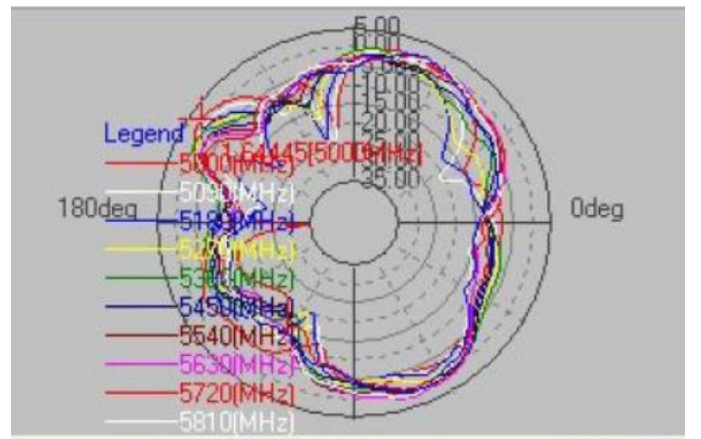


Frequency(MHz): 5000~5900. Pattern Field: X-Z plane



Layer	Max value	Average
5000(MHz)	1.22 dB	-4.52 dB
5090(MHz)	1.08 dB	-5.81 dB
5180(MHz)	0.11 dB	-6.54 dB
5270(MHz)	1.34 dB	-5.93 dB
5360(MHz)	2.54 dB	-4.58 dB
5450(MHz)	1.62 dB	-5.76 dB
5540(MHz)	2.56 dB	-4.93 dB
5630(MHz)	2.45 dB	-4.49 dB
5720(MHz)	0.74 dB	-5.92 dB
5810(MHz)	0.73 dB	-5.11 dB
5900(MHz)	0.55 dB	-6.18 dB

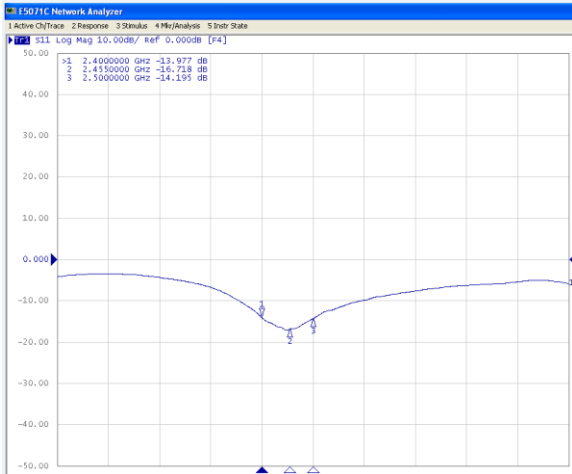
Frequency(MHz): 5000~5900. Pattern Field: Y-Z plane



Layer	Max value	Average
5000(MHz)	1.64 dB	-4.60 dB
5090(MHz)	0.16 dB	-6.00 dB
5180(MHz)	-0.22 dB	-6.52 dB
5270(MHz)	-0.47 dB	-6.00 dB
5360(MHz)	0.36 dB	-4.84 dB
5450(MHz)	0.43 dB	-5.51 dB
5540(MHz)	0.77 dB	-4.84 dB
5630(MHz)	1.71 dB	-4.24 dB
5720(MHz)	-0.36 dB	-5.59 dB
5810(MHz)	1.26 dB	-4.95 dB
5900(MHz)	0.55 dB	-5.85 dB

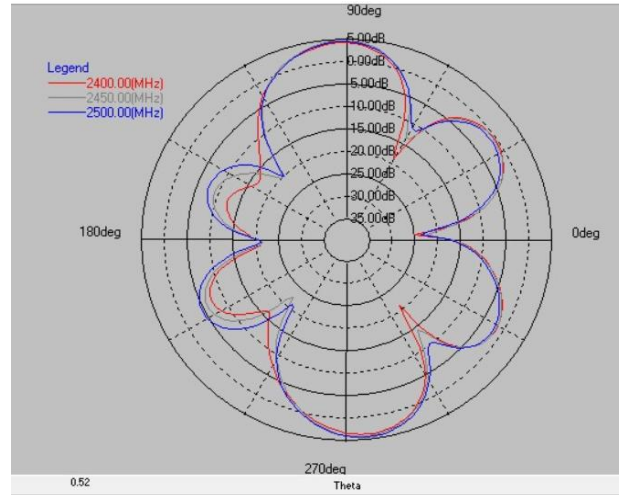
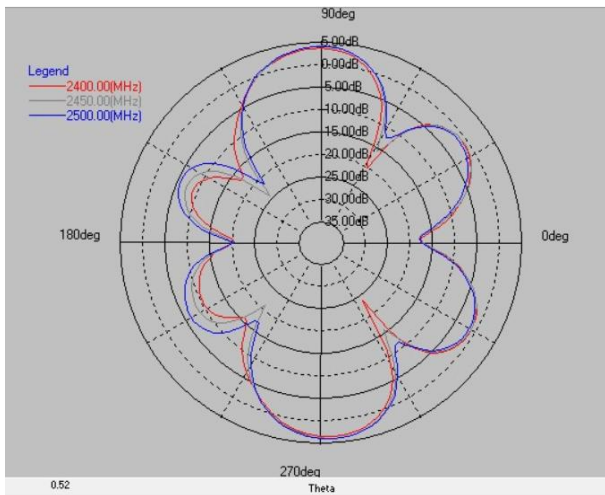
BTEA0017132G4R2A31

Return Loss S11



Frequency(MHz) : 2400~2500. Pattern Field : Z-X plane

Frequency(MHz) : 2400~2500. Pattern Field : Z-Y plane

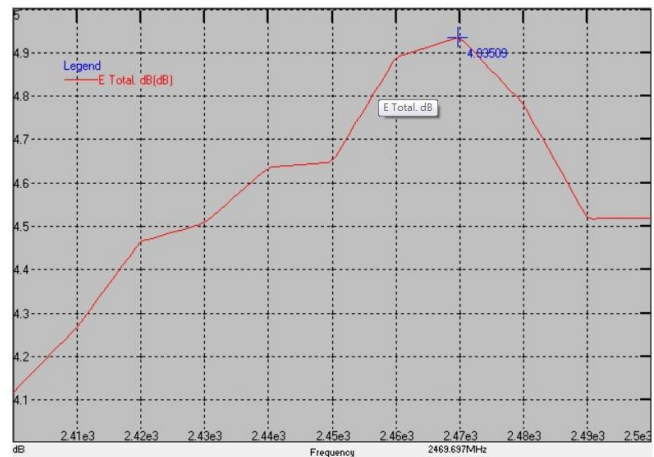
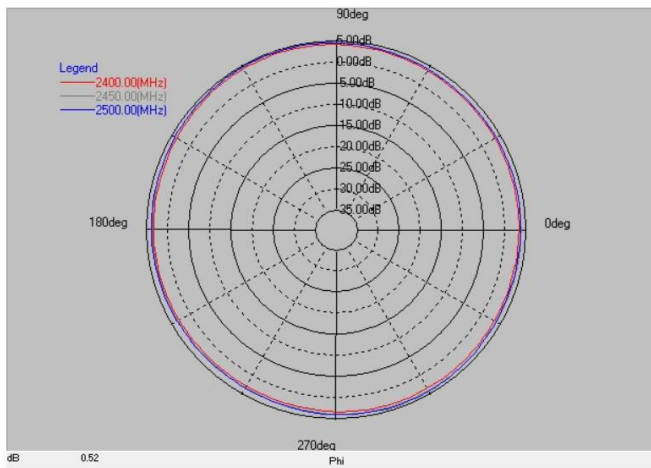


Layer	Max value	Position	Min value
2400(MHz)	3.46 dB	-86.00 deg	-23.93 dB
2450(MHz)	3.96 dB	90.00 deg	-24.55 dB
2500(MHz)	3.95 dB	-86.00 deg	-21.86 dB

Layer	Max value	Position	Min value
2400(MHz)	4.00 dB	92.00 deg	-24.97 dB
2450(MHz)	4.46 dB	92.00 deg	-22.51 dB
2500(MHz)	4.35 dB	92.00 deg	-23.53 dB

Frequency(MHz) : 2400~2500. Pattern Field : X-Y plane

Peak Gain



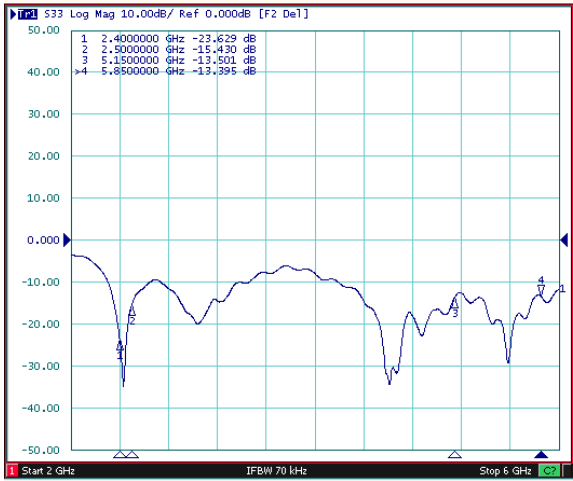
Layer	Max value	Position	Min value
2400(MHz)	4.12 dB	108.00 deg	2.80 dB
2450(MHz)	4.65 dB	112.00 deg	3.21 dB
2500(MHz)	4.52 dB	110.00 deg	3.29 dB

Peak Gain : Max 4.93 dBi

Please be sure to request approval specifications that provide further details of the products. Kindly note that the content of these specifications are subject to change or may be discontinued without prior notice. This product may not be designed/used in medical or high risk applications without Chilisin approval. Please contact our sales department before ordering.

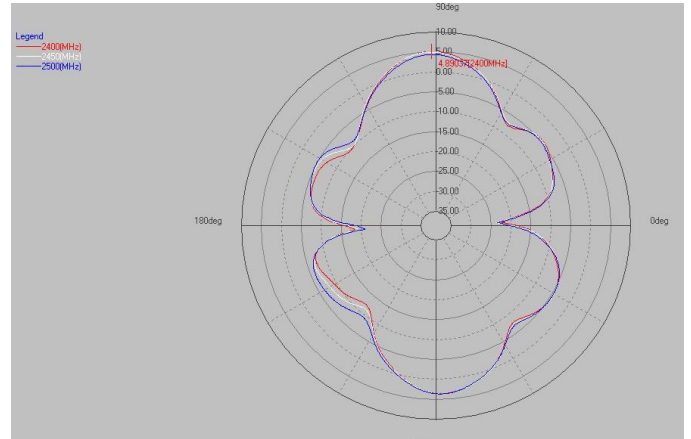
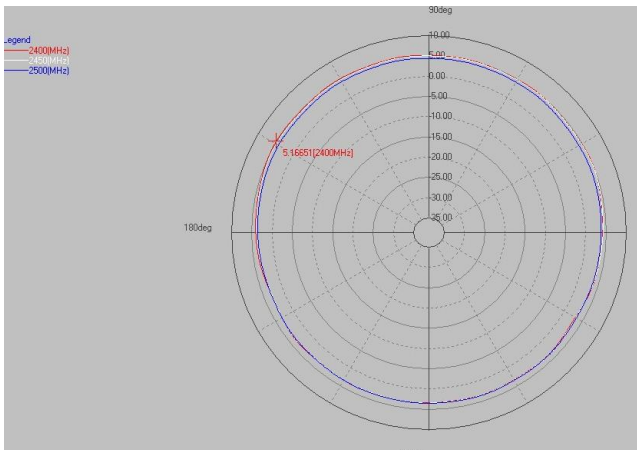
BTEA00171325GR2A05

Return Loss S33



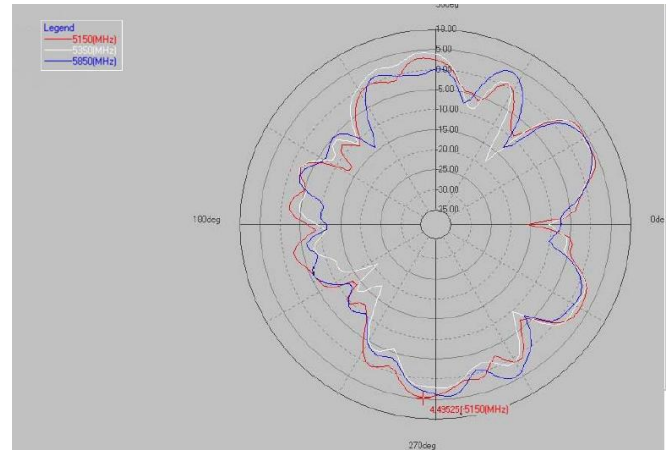
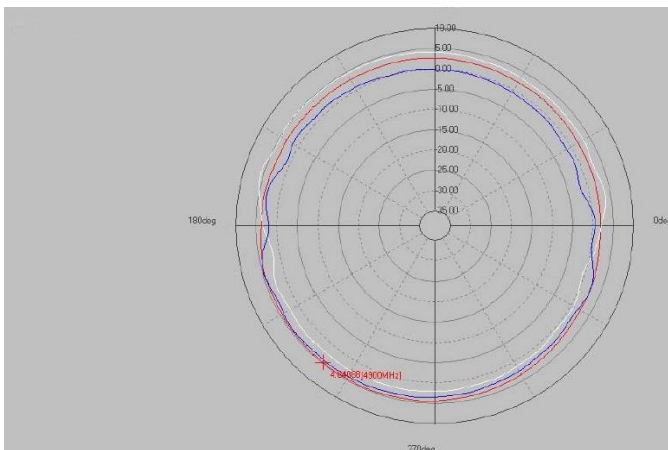
Frequency(MHz) : 2400~2500. Pattern Field : H plane

Frequency(MHz) : 2400~2500. Pattern Field : E plane



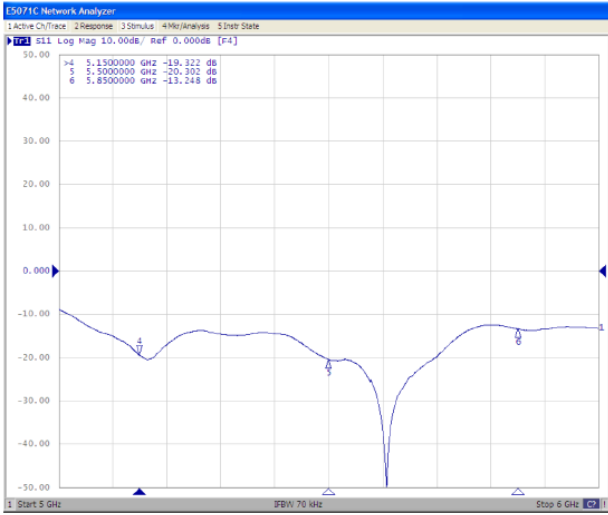
Frequency(MHz) : 5150-5850. Pattern Field : H plane

Frequency(MHz) : 5150-5850. Pattern Field : H plane

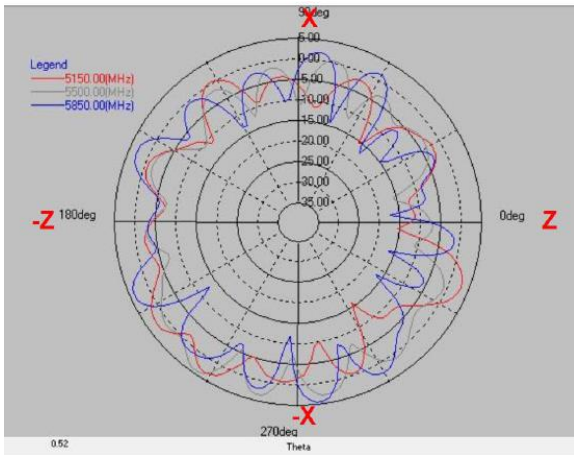


BTEA0017135G0R2A07

Return Loss S11

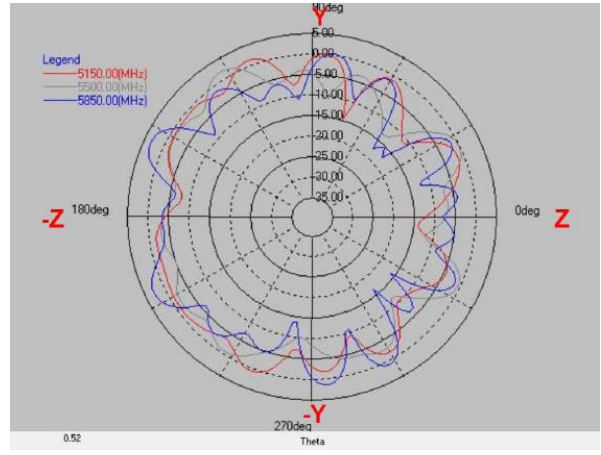


Frequency(MHz) : 5150~5850. Pattern Field : Z-X plane



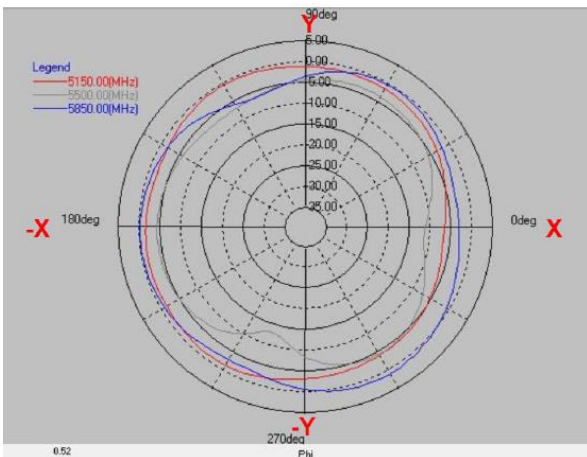
Layer	Max value	Min value	Average
5150(MHz)	3.34 dB	-16.23 dB	-2.61 dB
5500(MHz)	4.16 dB	-15.79 dB	-2.21 dB
5850(MHz)	4.32 dB	-17.42 dB	-1.71 dB

Frequency(MHz) : 2400~2500. Pattern Field : Z-Y plane



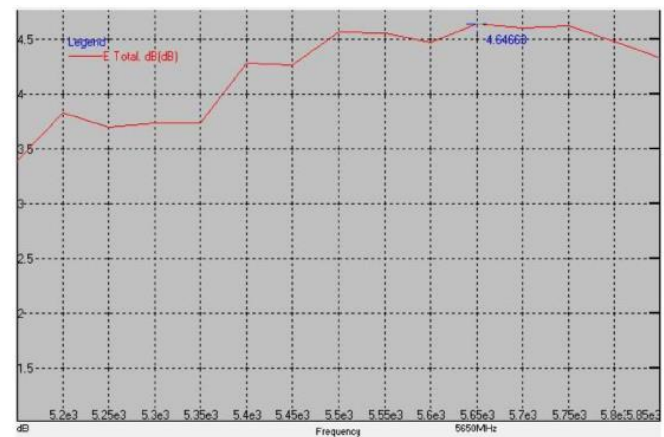
Layer	Max value	Min value	Average
5150(MHz)	1.29 dB	-14.92 dB	-3.08 dB
5500(MHz)	1.91 dB	-13.64 dB	-3.70 dB
5850(MHz)	3.34 dB	-17.69 dB	-3.01 dB

Frequency(MHz) : 2400~2500. Pattern Field : X-Y plane



Layer	Max value	Min value	Average
5150(MHz)	-0.60 dB	-6.57 dB	-2.41 dB
5500(MHz)	-3.85 dB	-13.30 dB	-6.05 dB
5850(MHz)	-0.98 dB	-6.75 dB	-1.47 dB

Peak Gain

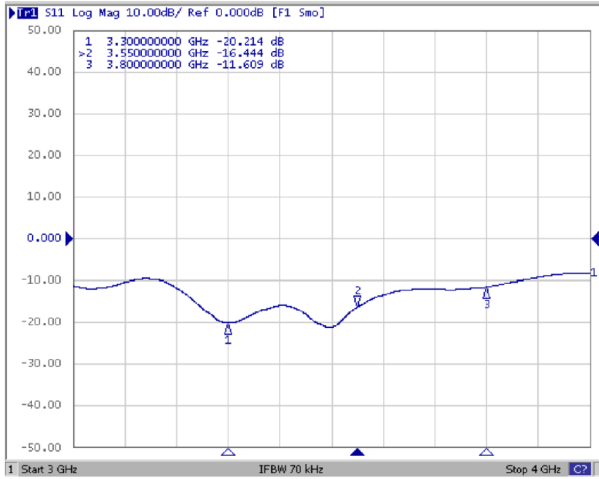


Peak Gain : Max 4.64 dB


Please be sure to request approval specifications that provide further details of the products. Kindly note that the content of these specifications are subject to change or may be discontinued without prior notice. This product may not be designed/used in medical or high risk applications without Chilisin approval. Please contact our sales department before ordering.

BTEA0020103G8R2A01

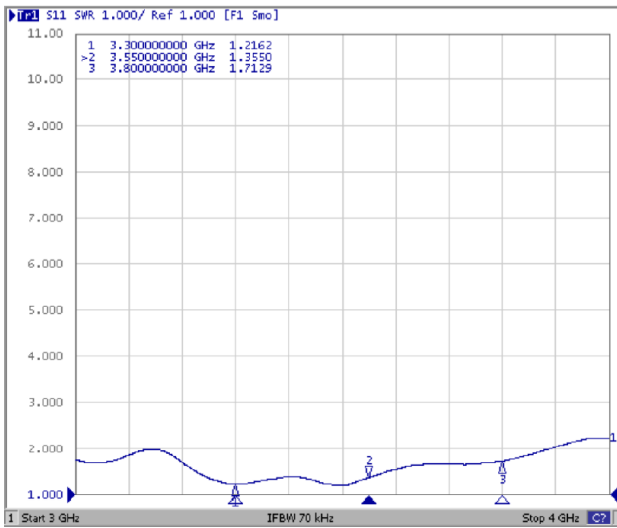
Return Loss S11



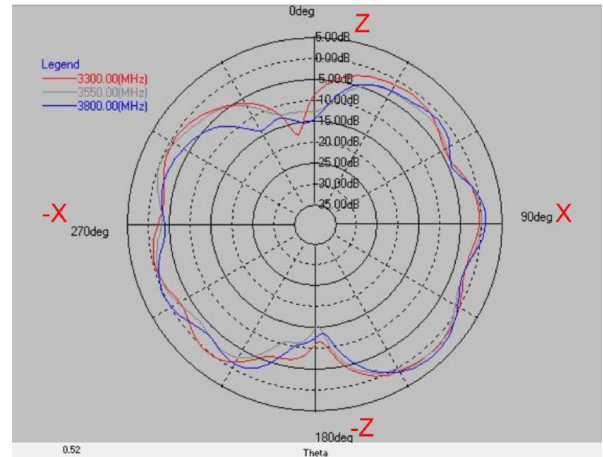
Experimental Setup



VSWR

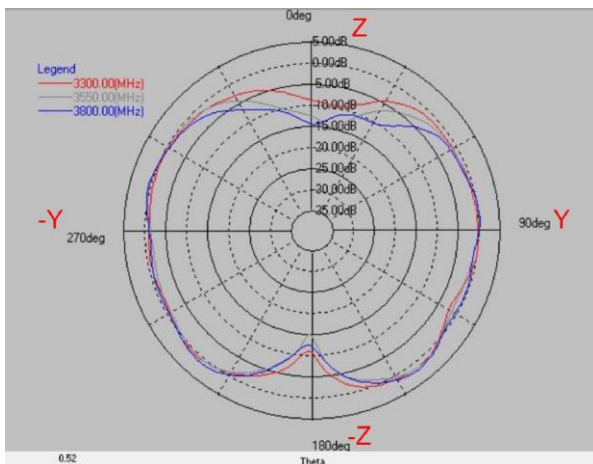


2D Gain Pattern_Antenna_ZX Cut (Phi=0)



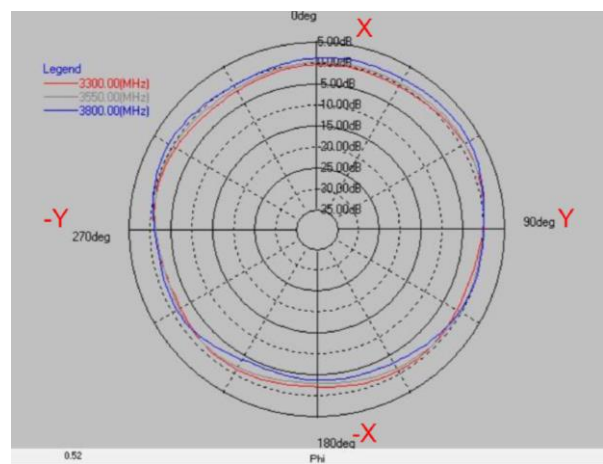
Layer	Max value	Min value	Average
3300(MHz)	1.64 dB	-18.30 dB	-2.05 dB
3550(MHz)	1.57 dB	-15.56 dB	-2.64 dB
3800(MHz)	2.53 dB	-15.60 dB	-2.45 dB

2D Gain Pattern_Antenna_ZY Cut (Phi=90)



Layer	Max value	Min value	Average
3300(MHz)	1.20 dB	-11.32 dB	-1.61 dB
3550(MHz)	1.32 dB	-15.16 dB	-1.97 dB
3800(MHz)	1.77 dB	-14.75 dB	-1.85 dB

2D Gain Pattern_Antenna_XY Cut (Theta=90)

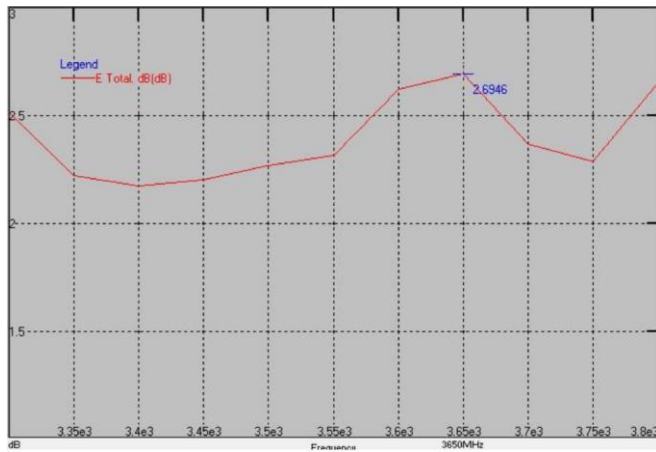


Layer	Max value	Min value	Average
3300(MHz)	1.04 dB	-2.36 dB	-0.90 dB
3550(MHz)	1.14 dB	-3.17 dB	-0.72 dB
3800(MHz)	2.33 dB	-4.43 dB	-0.27 dB

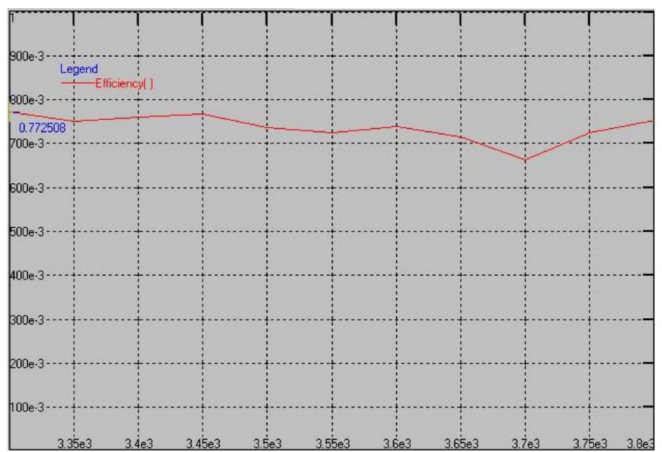
Please be sure to request approval specifications that provide further details of the products. Kindly note that the content of these specifications are subject to change or may be discontinued without prior notice. This product may not be designed/used in medical or high risk applications without Chilisin approval. Please contact our sales department before ordering.

External Antenna BTEA Series

3D Peak Gain



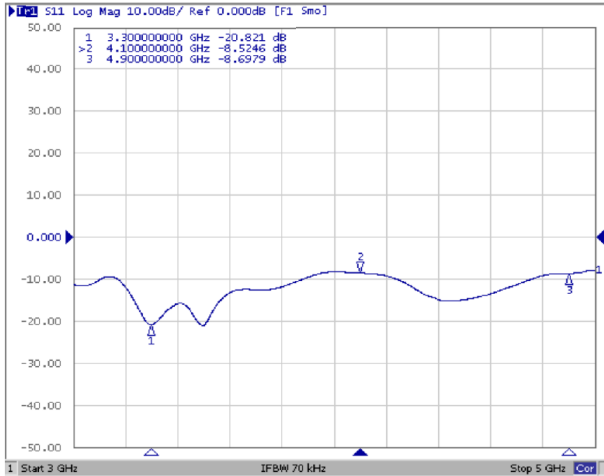
3D Efficiency




Frequency (MHz)	Peak Gain (dBi)	Efficiency (%)	Frequency (MHz)	Peak Gain (dBi)	Efficiency (%)
3300	2.51	77	3600	2.62	74
3350	2.22	75	3650	2.69	71
3400	2.17	76	3700	2.37	66
3450	2.20	77	3750	2.29	72
3500	2.27	74	3800	2.66	75
3550	2.31	72			

BTEA0020103G9R2A01

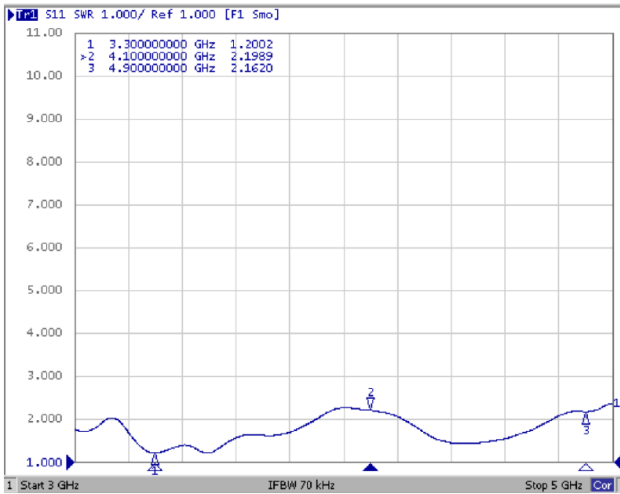
Return Loss S11



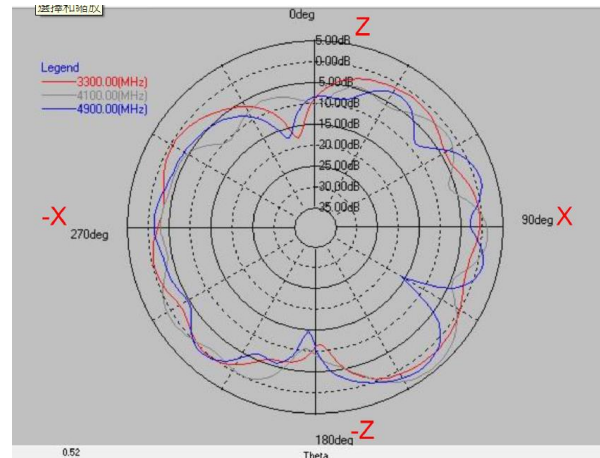
Experimental Setup



VSWR

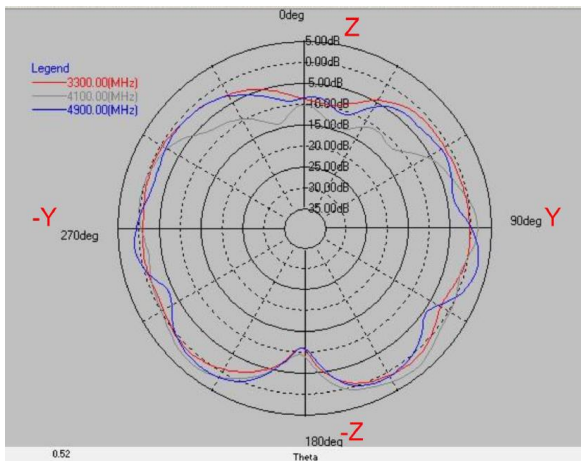


2D Gain Pattern_Antenna_ZX Cut (Phi=0)



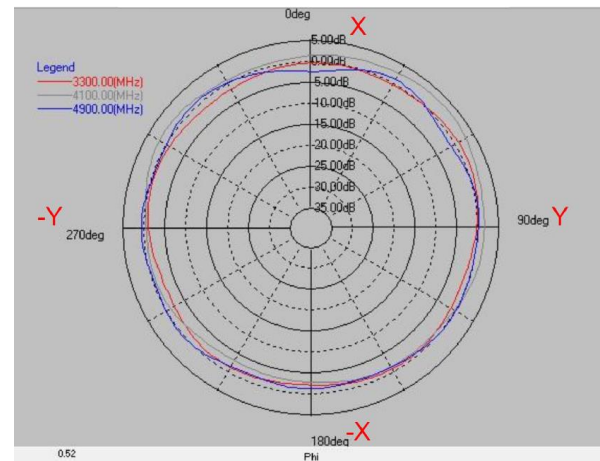
Layer	Max value	Min value	Average
3300(MHz)	1.64 dB	-18.30 dB	-2.05 dB
4100(MHz)	4.25 dB	-10.87 dB	-1.96 dB
4900(MHz)	2.55 dB	-17.75 dB	-2.61 dB

2D Gain Pattern_Antenna_ZY Cut (Phi=90)



Layer	Max value	Min value	Average
3300(MHz)	1.20 dB	-11.32 dB	-1.61 dB
4100(MHz)	3.09 dB	-14.42 dB	-1.47 dB
4900(MHz)	2.63 dB	-11.22 dB	-1.61 dB

2D Gain Pattern_Antenna_XY Cut (Theta=90)

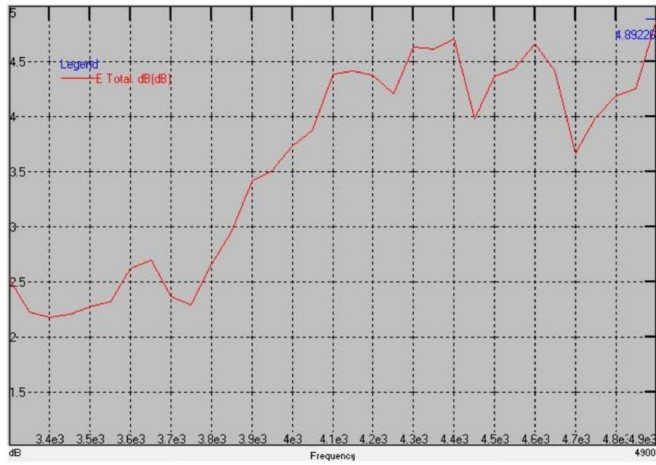


Layer	Max value	Min value	Average
3300(MHz)	1.04 dB	-2.36 dB	-0.90 dB
4100(MHz)	3.30 dB	-3.22 dB	0.54 dB
4900(MHz)	0.90 dB	-2.60 dB	-0.39 dB

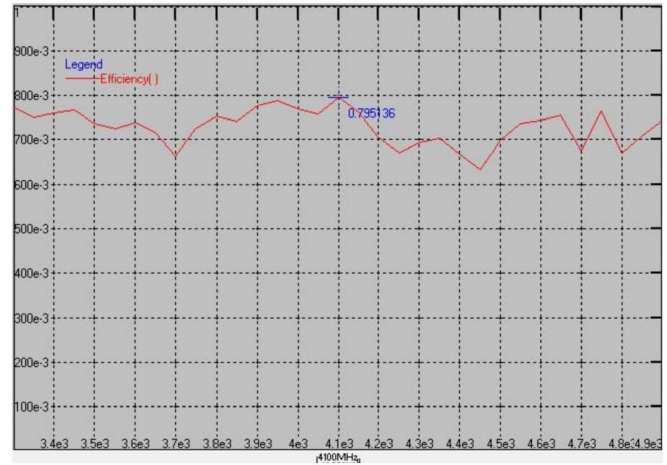
Please be sure to request approval specifications that provide further details of the products. Kindly note that the content of these specifications are subject to change or may be discontinued without prior notice. This product may not be designed/used in medical or high risk applications without Chilisin approval. Please contact our sales department before ordering.

External Antenna BTEA Series

3D Peak Gain



3D Efficiency



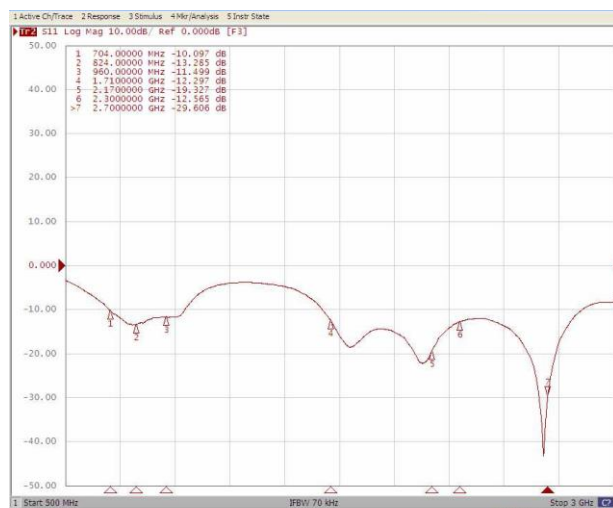
Frequency (MHz)	Peak Gain (dBi)	Efficiency (%)	Frequency (MHz)	Peak Gain (dBi)	Efficiency (%)
3300	2.51	77	4200	4.38	70
3400	2.17	76	4300	4.63	69
3500	2.27	74	4400	4.71	67
3600	2.62	74	4500	4.37	70
3700	2.37	66	4600	4.66	74
3800	2.66	75	4700	3.67	68
3900	3.42	78	4800	4.19	67
4000	3.74	77	4900	4.89	74
4100	4.39	80			

BTEA0020104G0R2A02

Return Loss



VSWR



Antenna Efficiency Peak Gain

Frequency (MHz)	TRP (dBi)	Peak EIRP (dBi)	E-Theta Peak Gain (dBi)	E-Phi Peak Gain (dBi)	E-Total Peak Gain (dBi)	Efficiency (%)
700	-2.82	0.83	0.43	-1.96	0.83	52.28
704	-2.64	0.98	0.55	-1.53	0.98	54.47
710	-2.39	1.23	0.69	-0.82	1.23	57.66
716	-2.05	1.57	0.75	-0.08	1.57	62.4
734	-1.53	2.61	1.53	1.25	2.61	70.28
740	-1.57	2.6	1.62	1.23	2.6	69.7
746	-1.69	2.43	1.45	1.21	2.43	67.84
751	-1.76	2.31	1.32	1.34	2.31	66.71
756	-1.88	2.21	1.16	1.4	2.21	64.8
777	-2.06	1.94	0.15	1.58	1.94	62.21
782	-2.07	1.8	0.11	1.46	1.8	62.02
787	-2.11	1.56	0.13	1.28	1.56	61.48
791	-2.21	1.31	0.06	1.06	1.31	60.18
806	-2.85	0.58	-0.1	0.02	0.58	51.86
821	-3.72	-0.34	-0.87	-1.47	-0.34	42.4
824	-3.87	-0.34	-1.06	-1.48	-0.34	40.97
836	-4.29	-0.48	-1	-1.5	-0.48	37.25
849	-4.05	-0.03	-0.71	-1.34	-0.03	39.36
862	-3.31	0.59	-0.27	-0.66	0.59	46.67
869	-2.96	0.91	-0.07	-0.41	0.91	50.58
880	-2.6	0.92	0.36	-0.73	0.92	54.92
894	-2.35	1.54	0.67	-0.34	1.54	58.1
900	-2.25	1.74	0.71	0.01	1.74	59.6
915	-2.05	2.34	0.66	0.93	2.34	62.33
925	-1.72	3.02	1.11	1.63	2.15	67.22
940	-1.15	4.2	1.54	2.97	2.31	76.81
960	-0.99	4.13	1.5	3.39	2.45	79.54

External Antenna BTEA Series

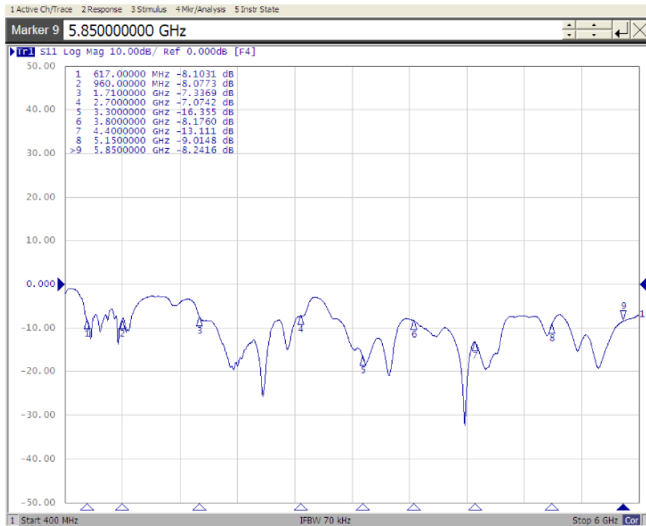
Antenna Efficiency Peak Gain

Frequency (MHz)	TRP (dBi)	Peak EIRP (dBi)	E-Theta Peak Gain (dBi)	E-Phi Peak Gain (dBi)	E-Total Peak Gain (dBi)	Efficiency (%)
1500	-4.62	0.3	-2.05	-2.12	0.3	34.5
1565	-3.46	0.21	-1.1	-1.69	0.21	45.03
1575	-2.95	1.11	-0.13	-0.88	1.11	50.73
1585	-2.39	2.09	0.82	-0.41	2.09	57.62
1592	-2.23	2.51	1.46	0.08	2.51	59.89
1602	-2.37	2.81	1.09	-0.13	2.81	57.95
1612	-3.15	2.05	0.61	-1.08	2.05	48.45
1710	-1.95	2.89	2.6	0.9	2.89	63.8
1730	-1.67	2.66	2.56	0.85	2.66	68.06
1750	-1.71	3.08	2.94	1.14	3.08	67.39
1770	-1.6	3.01	2.5	2.04	3.01	69.13
1785	-1.5	3.2	1.91	2.18	3.2	70.82
1805	-1.8	2.7	2.01	1.19	2.7	66.07
1840	-2.68	2.64	0.13	2.52	2.64	54
1850	-2.72	3.16	-0.39	2.9	3.16	53.4
1880	-1.79	3.41	1.91	3.04	3.41	66.21
1910	-1.5	3.51	1.95	2.62	3.51	70.78
1920	-1.43	2.97	2.07	2.06	2.97	71.91
1930	-1.49	3.15	2.12	2.01	3.15	70.99
1950	-1.37	2.8	2.05	2.1	2.8	72.96
1960	-1.15	3.11	2.09	2.37	3.11	76.8
1980	-0.989	2.91	2.34	2.31	2.91	79.8
1990	-0.72	3.17	3.04	2.77	3.17	84.78
2010	-0.7	3.3	3.03	2.38	3.3	85.11
2018	-0.73	3.43	3.16	2.52	3.43	84.55
2025	-0.73	3.35	3.09	2.07	3.35	84.44
2110	-0.85	3.55	2.9	3.11	3.55	82.27
2140	-0.95	4.33	2.9	4.06	4.33	80.28
2170	-1.2	4.05	2.28	3.91	4.05	75.9
2200	-1.29	3.01	2.22	2.45	3.01	74.27
2300	-1.02	4.51	2.04	3.7	4.51	78.98
2325	-1.36	3.87	1.32	3.45	3.87	73.13
2350	-1.44	4.01	1.34	3.76	4.01	71.72
2375	-1.23	3.42	0.67	2.58	3.42	75.29
2400	-0.87	3.89	1.14	3.23	3.89	81.88
2442	-1.12	3.7	0.88	3.33	3.72	77.2
2450	-1.09	3.46	1.26	3.29	3.46	77.75
2484	-1.06	3.19	0.61	2.48	3.19	78.36
2500	-1.31	3.28	1.03	3.14	3.28	73.96
2525	-1.4	3.41	0.67	3.28	3.41	72.4
2550	-1.34	4.01	1.2	3.79	4.01	73.4
2575	-1.22	3.97	0.55	3.79	3.97	75.56
2600	-1.57	3.8	1.02	3.78	3.8	69.7
2625	-2.05	3.05	0.7	2.99	3.05	62.39
2650	-2.35	2.89	0.27	2.43	2.89	58.19
2675	-2.48	3.37	-0.08	2.01	3.37	56.55
2700	-3.12	2.83	-0.06	1.57	2.83	48.8


Please be sure to request approval specifications that provide further details of the products. Kindly note that the content of these specifications are subject to change or may be discontinued without prior notice. This product may not be designed/used in medical or high risk applications without Chilisin approval. Please contact our sales department before ordering.

BTEA0020106G0R2A01

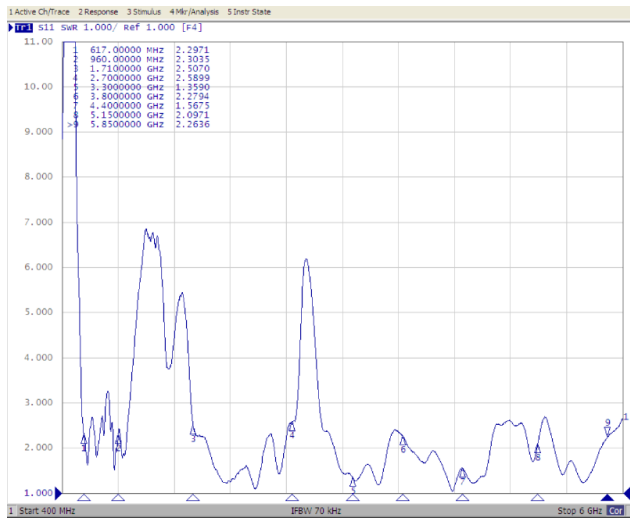
Return Loss



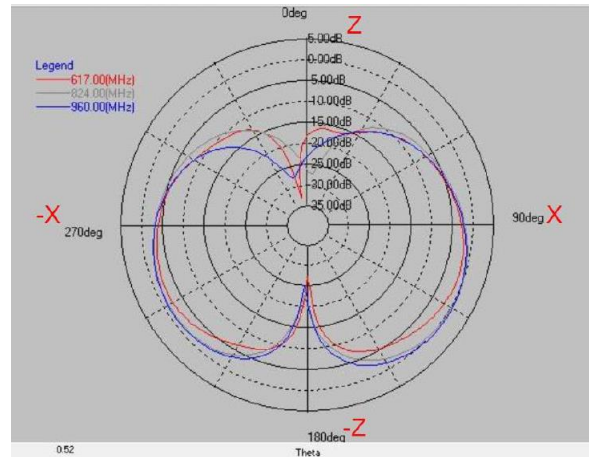
Experimental Setup



VSWR

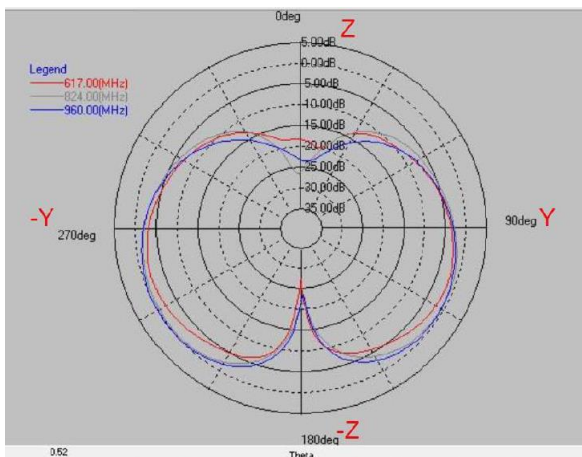


2D Gain Pattern_Antenna_ZX Cut (Phi=0)



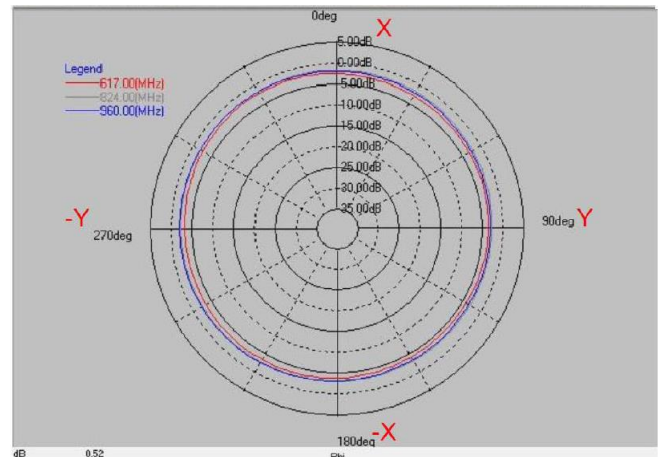
Layer	Max value	Min value	Average
617(MHz)	-1.39 dB	-33.33 dB	-5.85 dB
824(MHz)	0.22 dB	-27.68 dB	-4.37 dB
960(MHz)	0.42 dB	-28.14 dB	-4.28 dB

2D Gain Pattern_Antenna_ZY Cut (Phi=90)



Layer	Max value	Min value	Average
617(MHz)	-1.80 dB	-27.56 dB	-5.79 dB
824(MHz)	-0.32 dB	-27.04 dB	-4.34 dB
960(MHz)	0.09 dB	-23.93 dB	-4.21 dB

2D Gain Pattern_Antenna_XY Cut (Theta=90)

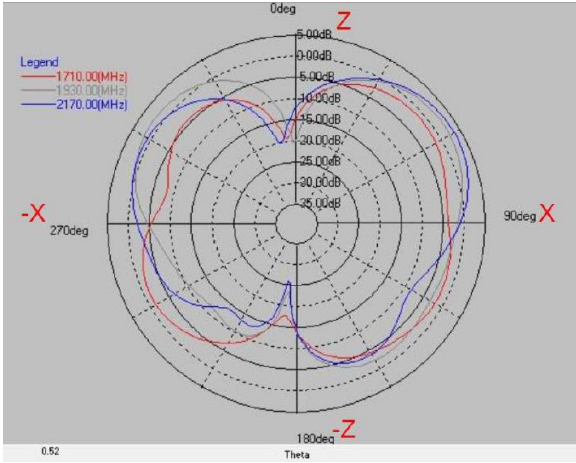


Layer	Max value	Min value	Average
617(MHz)	-2.37 dB	-4.29 dB	-3.32 dB
824(MHz)	-1.85 dB	-3.26 dB	-2.46 dB
960(MHz)	-1.93 dB	-3.48 dB	-2.58 dB

Please be sure to request approval specifications that provide further details of the products. Kindly note that the content of these specifications are subject to change or may be discontinued without prior notice. This product may not be designed/used in medical or high risk applications without Chilisin approval. Please contact our sales department before ordering.

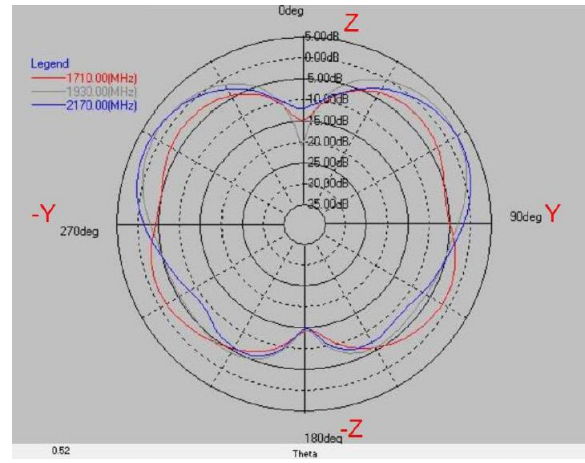
External Antenna BTEA Series

2D Gain Pattern_Antenna_ZX Cut (Phi=0)



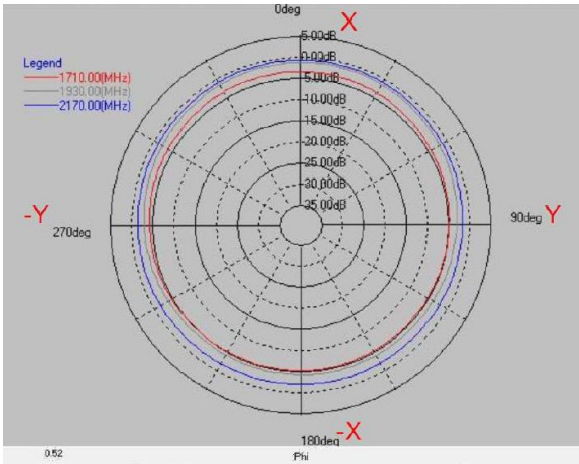
Layer	Max value	Min value	Average
1710(MHz)	-1.27 dB	-19.63 dB	-4.33 dB
1930(MHz)	2.35 dB	-23.75 dB	-2.26 dB
2170(MHz)	3.54 dB	-26.16 dB	-2.41 dB

2D Gain Pattern_Antenna_ZY Cut (Phi=90)



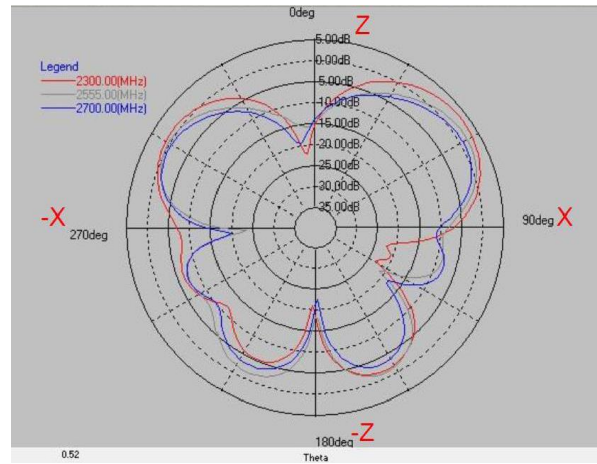
Layer	Max value	Min value	Average
1710(MHz)	-1.65 dB	-15.05 dB	-4.37 dB
1930(MHz)	2.59 dB	-21.40 dB	-2.33 dB
2170(MHz)	3.43 dB	-15.04 dB	-2.50 dB

2D Gain Pattern_Antenna_XY Cut (Theta=90)



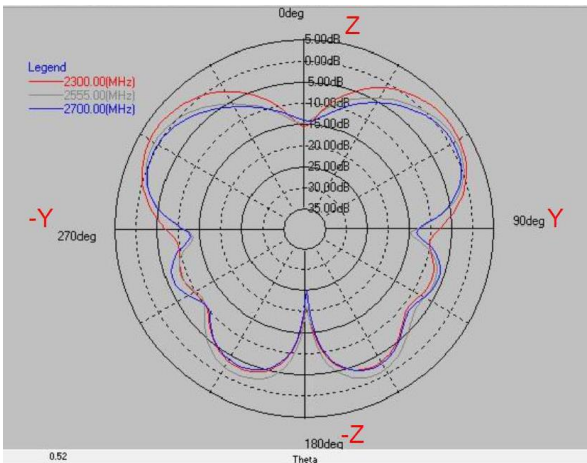
Layer	Max value	Min value	Average
1710(MHz)	-3.57 dB	-5.49 dB	-4.49 dB
1930(MHz)	-1.45 dB	-4.54 dB	-2.85 dB
2170(MHz)	-0.91 dB	-2.21 dB	-1.53 dB

2D Gain Pattern_Antenna_ZX Cut (Phi=0)



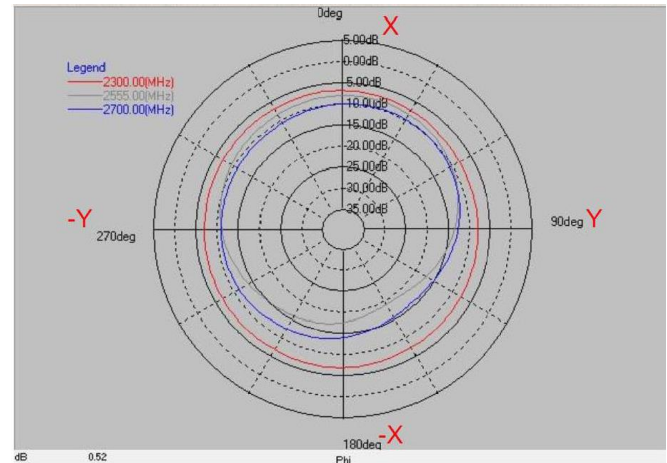
Layer	Max value	Min value	Average
2300(MHz)	3.48 dB	-23.31 dB	-2.83 dB
2555(MHz)	2.02 dB	-23.64 dB	-3.80 dB
2700(MHz)	0.79 dB	-22.71 dB	-4.96 dB

2D Gain Pattern_Antenna_ZY Cut (Phi=90)



Layer	Max value	Min value	Average
2300(MHz)	2.66 dB	-20.71 dB	-2.81 dB
2555(MHz)	1.64 dB	-21.35 dB	-3.69 dB
2700(MHz)	0.80 dB	-25.15 dB	-4.63 dB

2D Gain Pattern_Antenna_XY Cut (Theta=90)

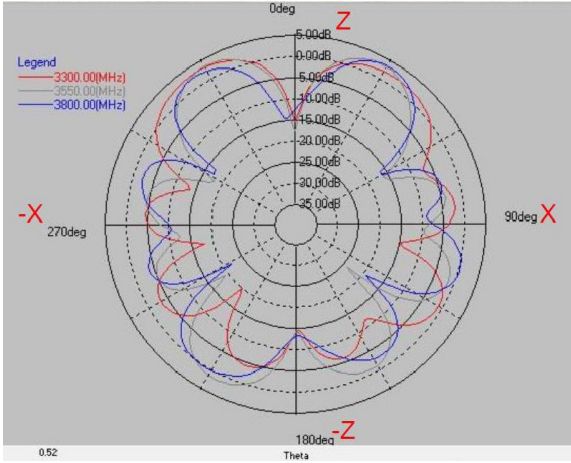


Layer	Max value	Min value	Average
2300(MHz)	-6.96 dB	-8.08 dB	-7.33 dB
2555(MHz)	-8.25 dB	-19.35 dB	-11.43 dB
2700(MHz)	-10.03 dB	-16.08 dB	-11.84 dB

Please be sure to request approval specifications that provide further details of the products. Kindly note that the content of these specifications are subject to change or may be discontinued without prior notice. This product may not be designed/used in medical or high risk applications without Chilisin approval. Please contact our sales department before ordering.

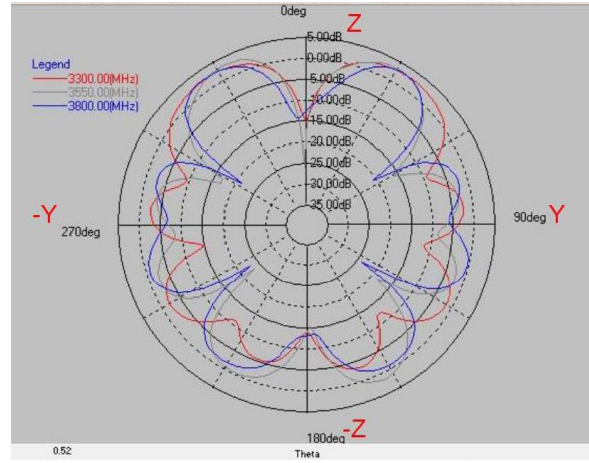
External Antenna BTEA Series

2D Gain Pattern_Antenna_ZX Cut (Phi=0)



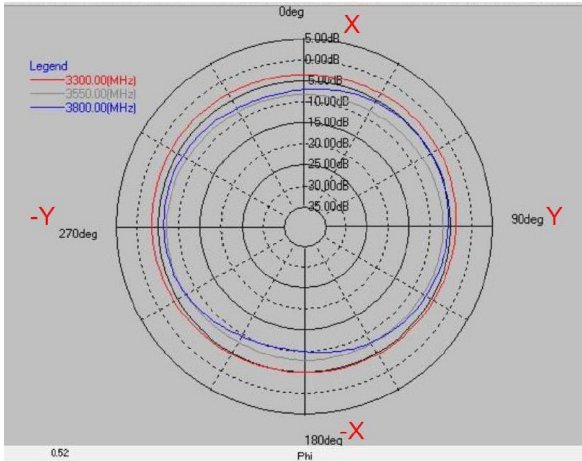
Layer	Max value	Min value	Average
3300(MHz)	3.07 dB	-20.14 dB	-2.57 dB
3550(MHz)	3.26 dB	-24.17 dB	-2.51 dB
3800(MHz)	3.43 dB	-22.01 dB	-2.77 dB

2D Gain Pattern_Antenna_ZY Cut (Phi=90)



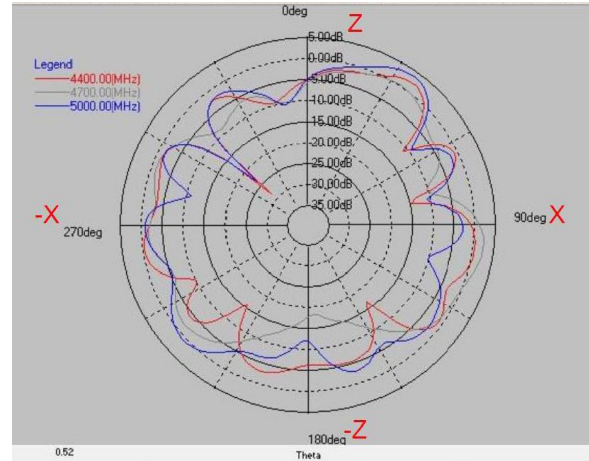
Layer	Max value	Min value	Average
3300(MHz)	2.85 dB	-15.41 dB	-2.31 dB
3550(MHz)	3.17 dB	-26.31 dB	-2.40 dB
3800(MHz)	3.01 dB	-24.18 dB	-2.64 dB

2D Gain Pattern_Antenna_XY Cut (Theta=90)



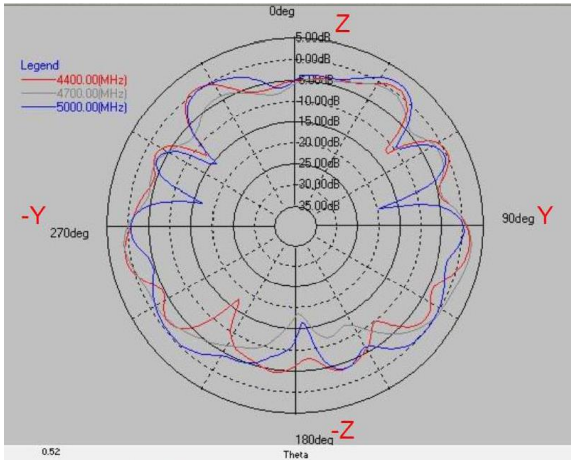
Layer	Max value	Min value	Average
3300(MHz)	-3.08 dB	-5.14 dB	-3.90 dB
3550(MHz)	-6.85 dB	-8.46 dB	-7.70 dB
3800(MHz)	-5.16 dB	-10.45 dB	-6.92 dB

2D Gain Pattern_Antenna_ZX Cut (Phi=0)



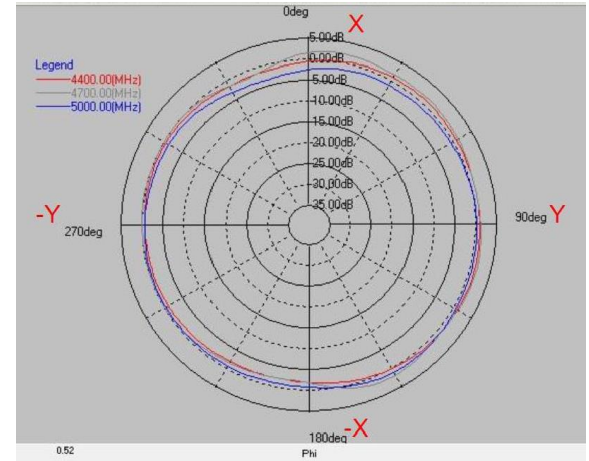
Layer	Max value	Min value	Average
4400(MHz)	2.11 dB	-28.32 dB	-3.34 dB
4700(MHz)	2.51 dB	-18.54 dB	-3.40 dB
5000(MHz)	3.59 dB	-23.84 dB	-3.01 dB

2D Gain Pattern_Antenna_ZY Cut (Phi=90)



Layer	Max value	Min value	Average
4400(MHz)	1.97 dB	-17.60 dB	-2.70 dB
4700(MHz)	2.50 dB	-18.71 dB	-2.84 dB
5000(MHz)	2.13 dB	-19.53 dB	-2.61 dB

2D Gain Pattern_Antenna_XY Cut (Theta=90)

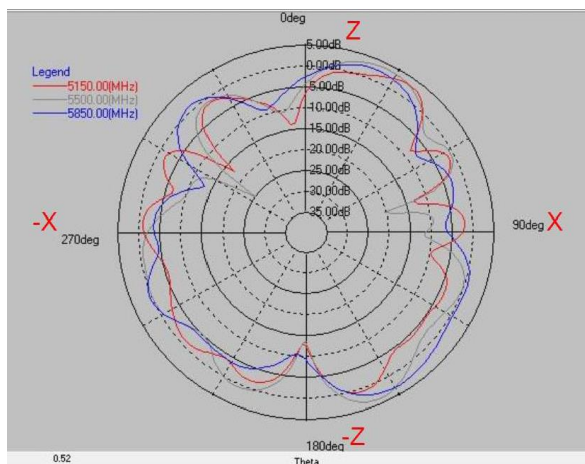


Layer	Max value	Min value	Average
4400(MHz)	1.22 dB	-2.37 dB	-0.27 dB
4700(MHz)	1.93 dB	-2.41 dB	0.43 dB
5000(MHz)	1.00 dB	-3.76 dB	-0.68 dB

Please be sure to request approval specifications that provide further details of the products. Kindly note that the content of these specifications are subject to change or may be discontinued without prior notice. This product may not be designed/used in medical or high risk applications without Chilisin approval. Please contact our sales department before ordering.

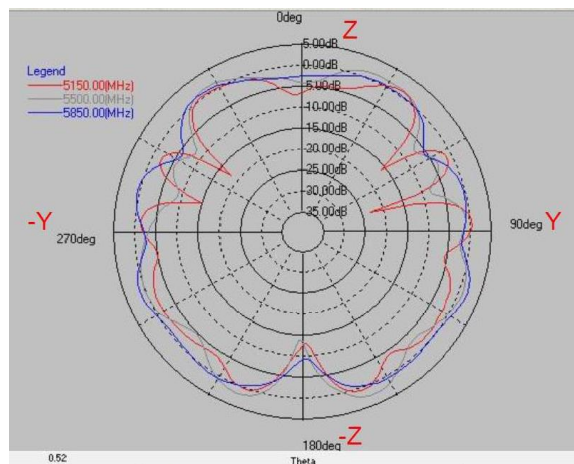
External Antenna BTEA Series

2D Gain Pattern_Antenna_ZX Cut (Phi=0)



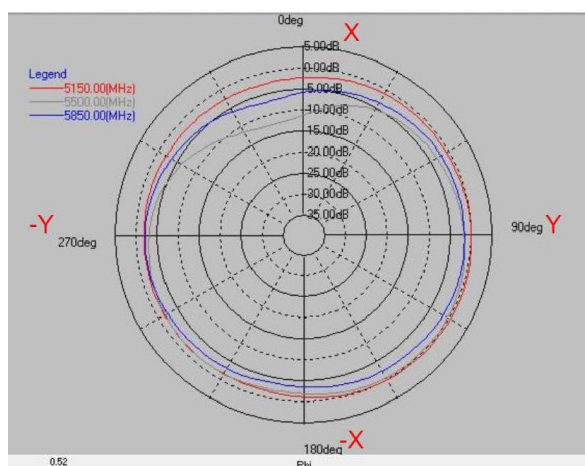
Layer	Max value	Min value	Average
5150(MHz)	3.06 dB	-17.47 dB	-2.82 dB
5500(MHz)	3.71 dB	-25.19 dB	-1.36 dB
5850(MHz)	2.94 dB	-13.40 dB	-1.46 dB

2D Gain Pattern_Antenna_ZY Cut (Phi=90)



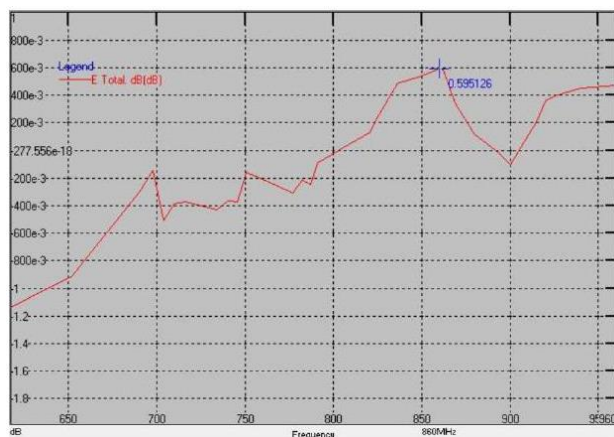
Layer	Max value	Min value	Average
5150(MHz)	1.20 dB	-23.10 dB	-2.62 dB
5500(MHz)	2.46 dB	-13.93 dB	-1.33 dB
5850(MHz)	2.03 dB	-9.55 dB	-0.79 dB

2D Gain Pattern_Antenna_XY Cut (Theta=90)

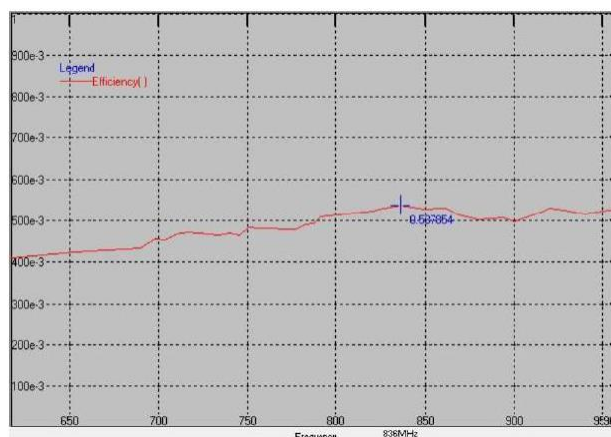


Layer	Max value	Min value	Average
5150(MHz)	0.43 dB	-2.78 dB	-1.15 dB
5500(MHz)	-0.23 dB	-12.82 dB	-3.00 dB
5850(MHz)	-1.38 dB	-7.14 dB	-2.99 dB

3D Peak Gain



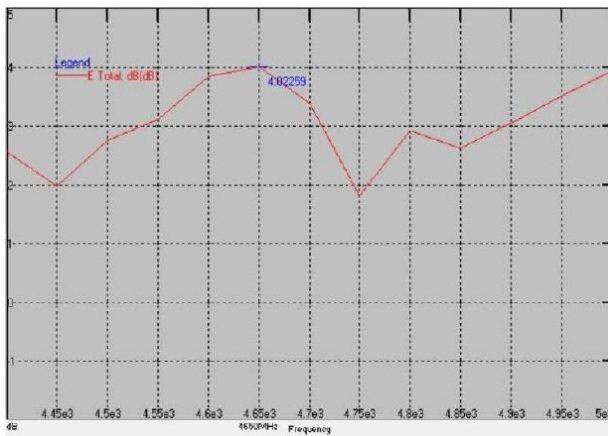
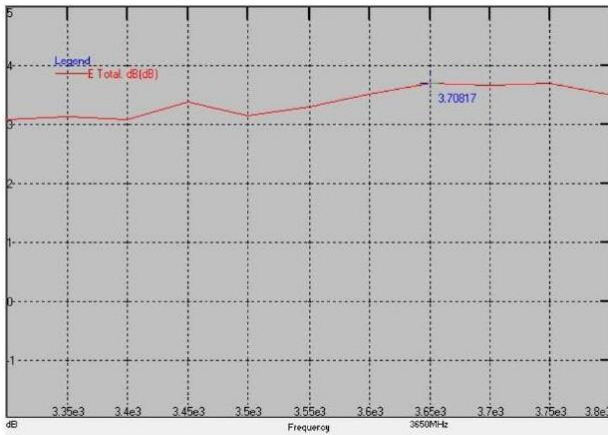
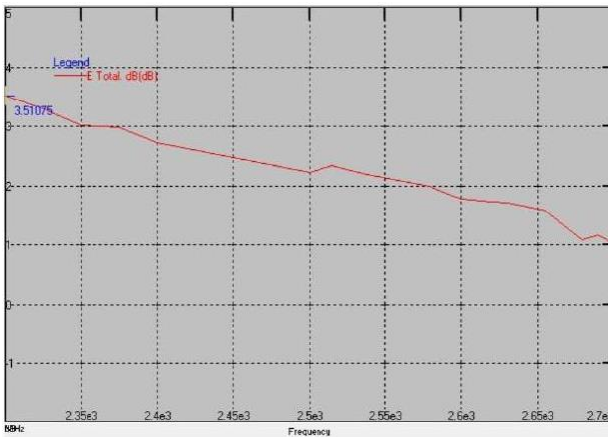
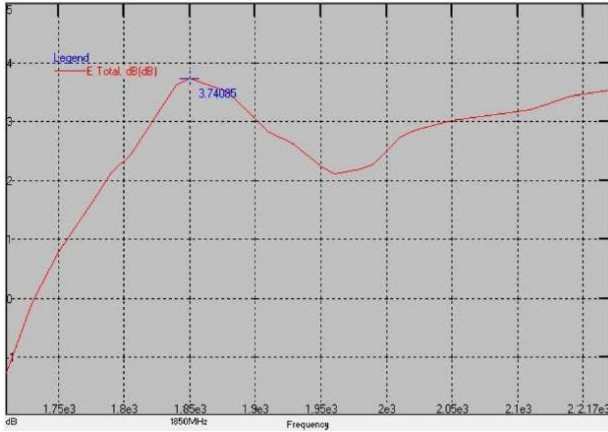
3D Efficiency



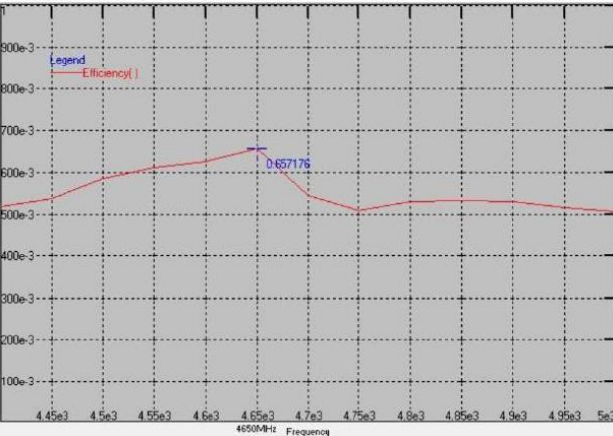
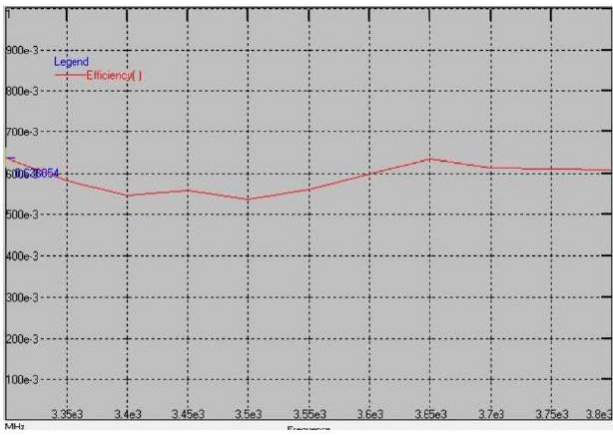
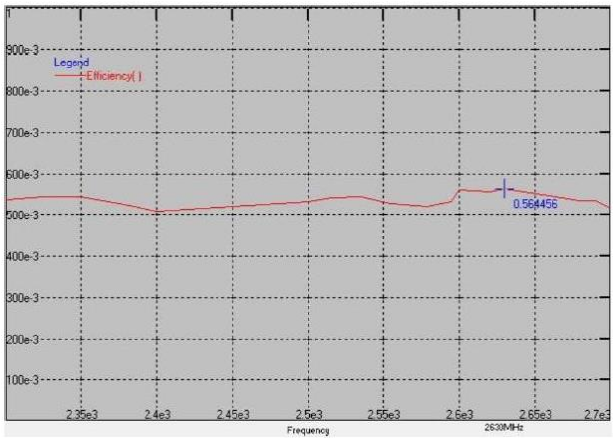
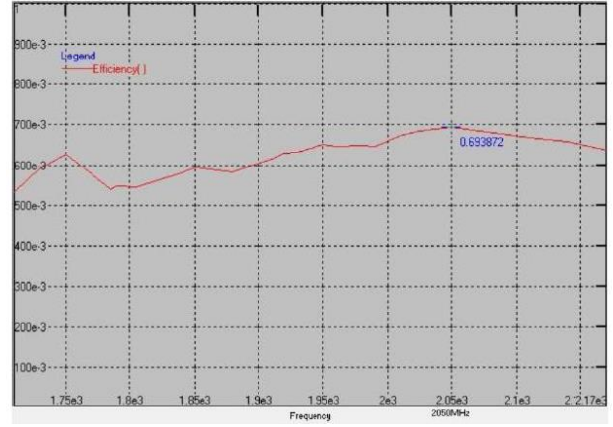
Please be sure to request approval specifications that provide further details of the products. Kindly note that the content of these specifications are subject to change or may be discontinued without prior notice. This product may not be designed/used in medical or high risk applications without Chilisin approval. Please contact our sales department before ordering.

External Antenna BTEA Series

3D Peak Gain



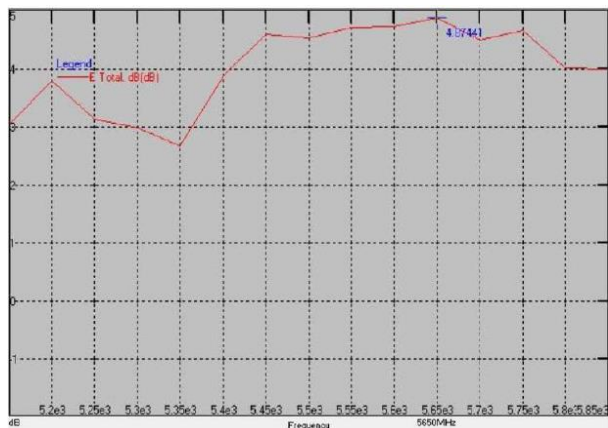
3D Efficiency



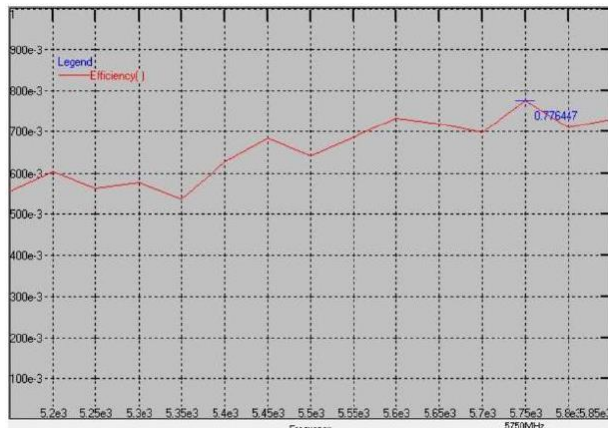
Please be sure to request approval specifications that provide further details of the products. Kindly note that the content of these specifications are subject to change or may be discontinued without prior notice. This product may not be designed/used in medical or high risk applications without Chilisin approval. Please contact our sales department before ordering.

External Antenna BTEA Series

3D Peak Gain



3D Efficiency

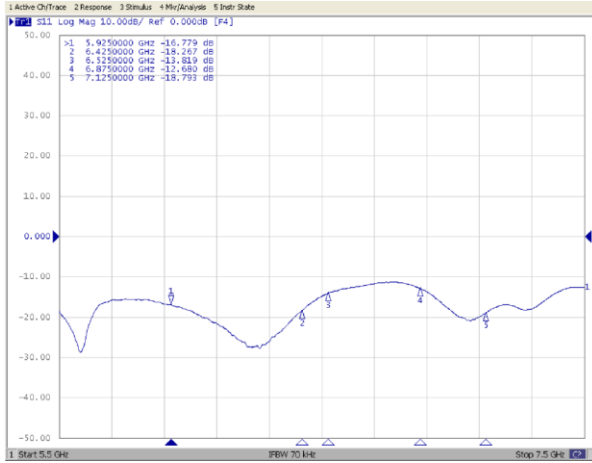


Frequency (MHz)	Peak Gain (dBi)	Efficiency (%)	Frequency (MHz)	Peak Gain (dBi)	Efficiency (%)	Frequency (MHz)	Peak Gain (dBi)	Efficiency (%)
617	-1.14	41	2050	3.03	69	3750	3.70	61
690	-0.30	43	2110	3.21	67	3800	3.50	61
710	-0.39	45	2140	3.43	66	4400	2.56	52
716	-0.38	47	2170	3.54	64	4450	1.99	54
740	-0.36	47	2300	3.51	54	4500	2.75	59
756	-0.19	47	2325	3.30	55	4550	3.12	61
791	-0.09	48	2350	3.03	54	4600	3.86	63
824	0.22	51	2375	2.99	53	4650	4.02	66
836	0.48	53	2400	2.72	51	4700	3.39	54
869	0.34	54	2500	2.23	53	4750	1.81	51
880	0.12	51	2515	2.34	54	4800	2.92	53
894	-0.02	50	2535	2.21	54	4850	2.62	53
915	0.21	51	2555	2.12	53	4900	3.06	53
920	0.36	50	2579	1.99	52	4950	3.51	52
925	0.40	52	2595	1.83	53	5000	3.96	51
940	0.45	53	2620	1.73	56	5150	3.06	56
960	0.47	53	2630	1.71	56	5200	3.81	60
1710	-1.27	53	2655	1.59	55	5250	3.14	56
1750	0.79	63	2680	1.08	54	5300	3.00	58
1785	1.95	54	2690	1.17	53	5350	2.67	54
1805	2.44	54	2700	1.03	52	5400	3.88	63
1840	3.62	58	3300	3.09	64	5450	4.60	69
1880	3.50	58	3350	3.14	58	5500	4.52	64
1910	2.82	62	3400	3.09	55	5550	4.71	69
1930	2.60	63	3450	3.39	56	5600	4.73	73
1950	2.25	65	3500	3.15	54	5650	4.87	72
1980	2.20	65	3550	3.30	56	5700	4.49	70
1990	2.28	65	3600	3.52	60	5750	4.66	78
2010	2.73	67	3650	3.71	63	5800	4.01	71
2025	2.87	69	3700	3.67	61	5850	3.99	73


Please be sure to request approval specifications that provide further details of the products. Kindly note that the content of these specifications are subject to change or may be discontinued without prior notice. This product may not be designed/used in medical or high risk applications without Chilisin approval. Please contact our sales department before ordering.

BTEA0020106G0R2A02

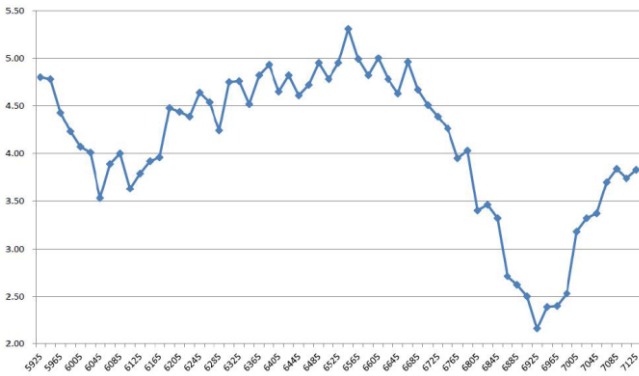
Return Loss S11



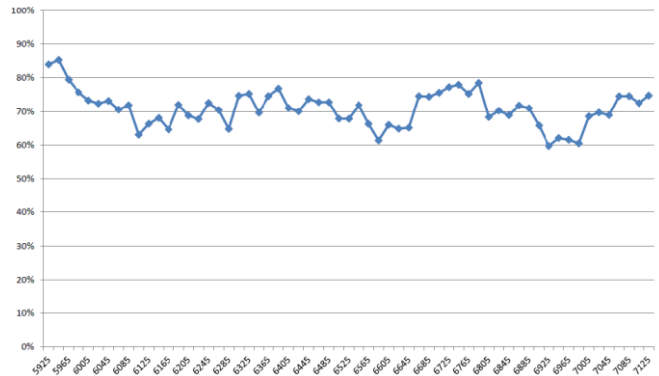
Experimental Setup



3D Peak Gain



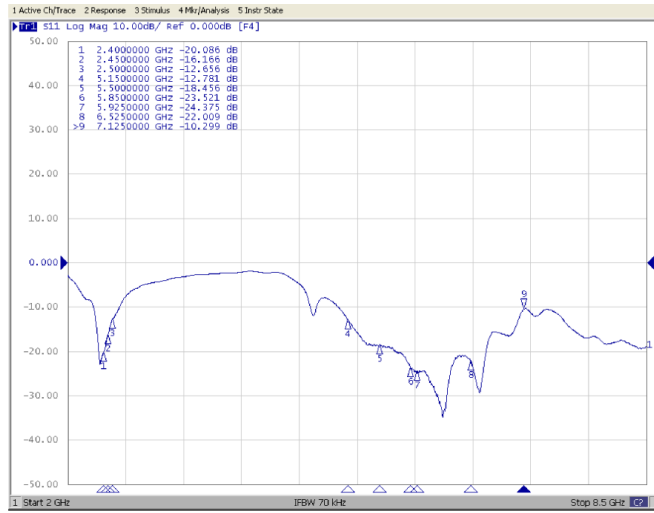
3D Efficiency




Frequency (MHz)	Peak Gain (dBi)	Efficiency (%)	Frequency (MHz)	Peak Gain (dBi)	Efficiency (%)	Frequency (MHz)	Peak Gain (dBi)	Efficiency (%)
5925	4.80	84	6345	4.52	70	6765	3.95	75
5945	4.78	85	6365	4.82	75	6785	4.03	78
5965	4.43	79	6385	4.93	77	6805	3.40	68
5985	4.23	76	6405	4.65	71	6825	3.46	70
6005	4.07	73	6425	4.82	70	6845	3.32	69
6025	4.01	72	6445	4.61	74	6865	2.71	72
6045	3.53	73	6465	4.72	73	6885	2.62	71
6065	3.89	70	6485	4.95	73	6905	2.50	66
6085	4.00	72	6505	4.78	68	6925	2.16	60
6105	3.63	63	6525	4.95	68	6945	2.39	62
6125	3.79	66	6545	5.31	72	6965	2.40	62
6145	3.92	68	6565	4.99	66	6985	2.53	60
6165	3.96	65	6585	4.82	61	7005	3.18	69
6185	4.48	72	6605	5.00	66	7025	3.32	70
6205	4.44	69	6625	4.78	65	7045	3.37	69
6225	4.39	68	6645	4.63	65	7065	3.70	75
6245	4.64	73	6665	4.96	75	7085	3.84	75
6265	4.54	70	6685	4.67	74	7105	3.74	72
6285	4.24	65	6705	4.51	76	7125	3.83	75
6305	4.75	75	6725	4.39	77			
6325	4.76	75	6745	4.26	78			

BTEA0020106G0R2A05

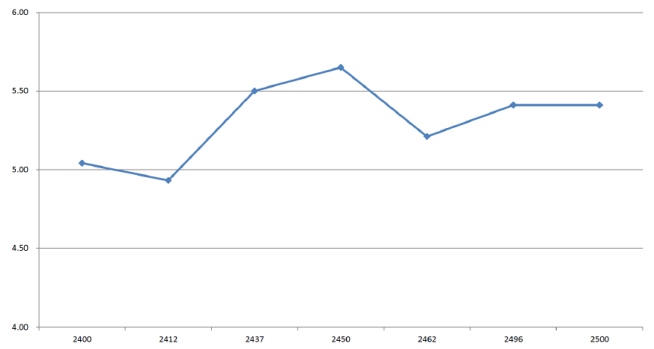
Return Loss S11



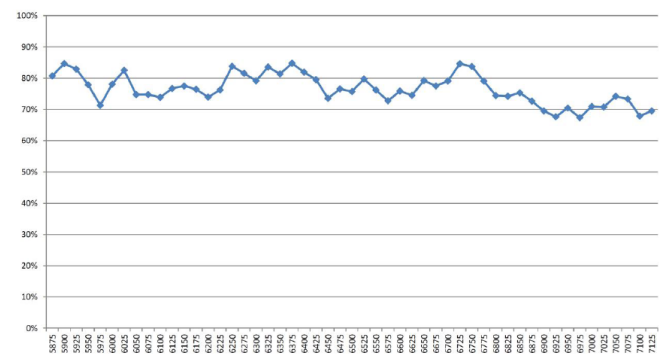
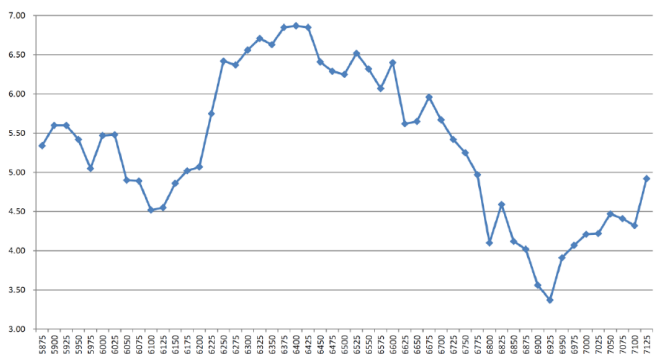
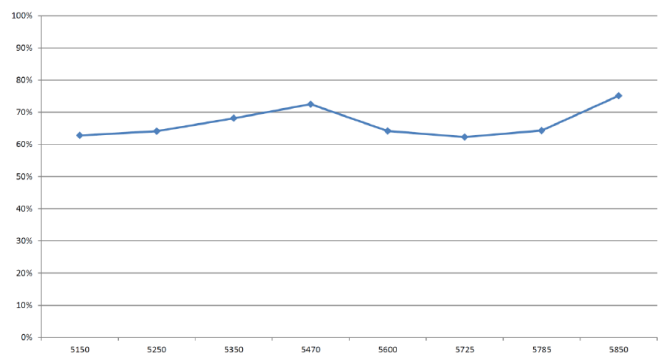
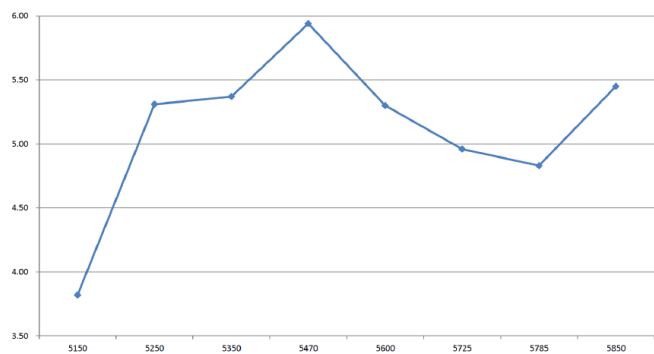
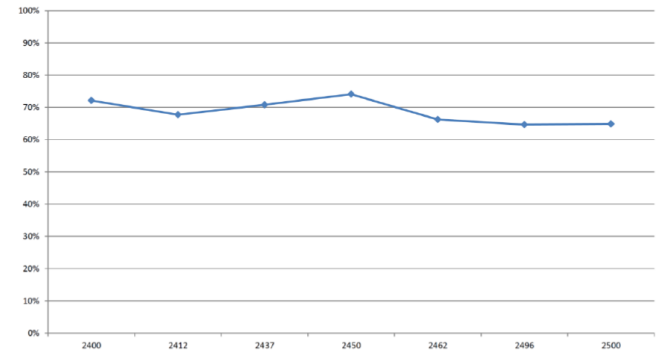
Experimental Setup



3D Peak Gain



3D Efficiency



Please be sure to request approval specifications that provide further details of the products. Kindly note that the content of these specifications are subject to change or may be discontinued without prior notice. This product may not be designed/used in medical or high risk applications without Chilisin approval. Please contact our sales department before ordering.

External Antenna BTEA Series

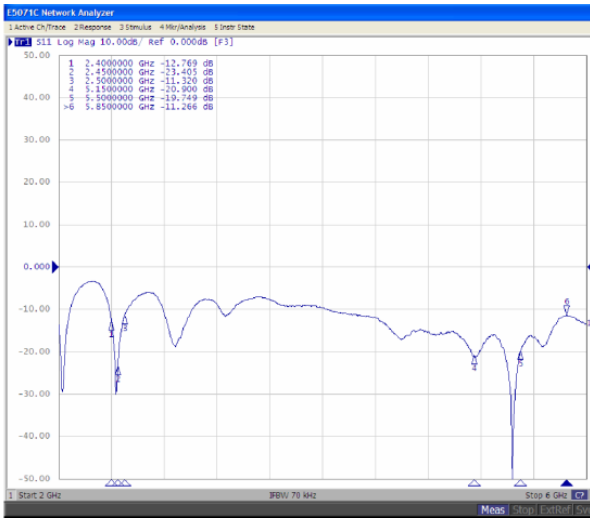
Frequency (MHz)	Peak Gain (dBi)	Efficiency (%)	Frequency (MHz)	Peak Gain (dBi)	Efficiency (%)	Frequency (MHz)	Peak Gain (dBi)	Efficiency (%)
2400	5.04	72	6050	4.90	75	6600	6.40	76
2412	4.93	68	6075	4.89	75	6625	5.62	75
2437	5.50	71	6100	4.52	74	6650	5.65	79
2450	5.65	74	6125	4.55	77	6675	5.96	78
2462	5.21	66	6150	4.86	78	6700	5.67	79
2496	5.41	65	6175	5.02	76	6725	5.42	85
2500	5.41	65	6200	5.07	74	6750	5.25	84
5150	3.82	63	6225	5.75	76	6775	4.97	79
5250	5.31	64	6250	6.42	84	6800	4.10	74
5350	5.37	68	6275	6.37	82	6825	4.59	74
5470	5.94	73	6300	6.56	79	6850	4.12	75
5600	5.30	64	6325	6.71	84	6875	4.02	73
5725	4.96	62	6350	6.63	81	6900	3.56	70
5785	4.83	64	6375	6.85	85	6925	3.37	68
5850	5.45	75	6400	6.87	82	6950	3.91	70
5875	5.34	81	6425	6.85	80	6975	4.07	67
5900	5.60	85	6450	6.41	74	7000	4.21	71
5925	5.60	83	6475	6.29	77	7025	4.22	71
5950	5.42	78	6500	6.25	76	7050	4.47	74
5975	5.05	71	6525	6.52	80	7075	4.41	73
6000	5.47	78	6550	6.32	76	7100	4.32	68
6025	5.48	83	6575	6.07	73	7125	4.92	70

Please be sure to request approval specifications that provide further details of the products. Kindly note that the content of these specifications are subject to change or may be discontinued without prior notice. This product may not be designed/used in medical or high risk applications without Chilisin approval. Please contact our sales department before ordering.

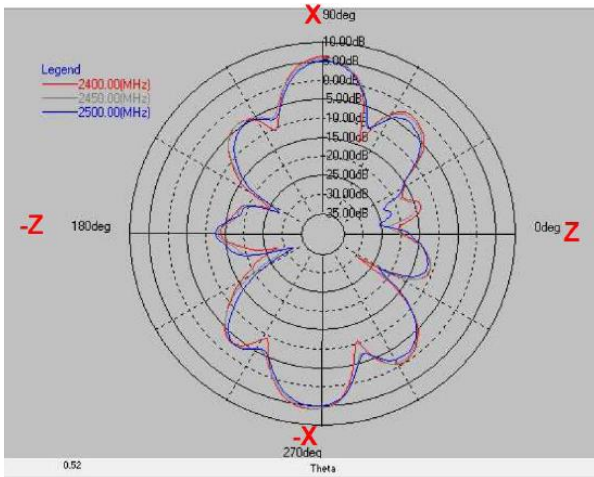
Downloaded From Oneyac.com

BTEA00271325GR2A03

Return Loss S11

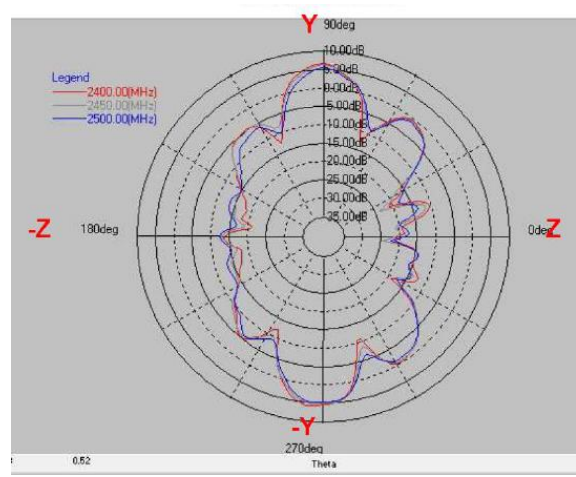


Frequency(MHz): 2400~2500. Pattern Field: X-Z plane



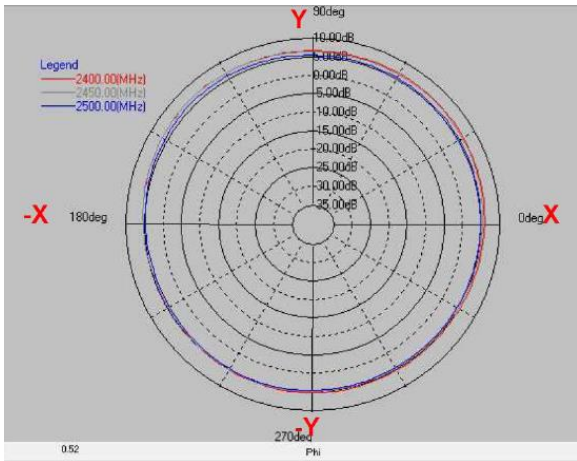
Layer	Max value	Min value	Average
2400(MHz)	6.00 dB	-29.73 dB	-2.29 dB
2450(MHz)	5.65 dB	-29.37 dB	-2.39 dB
2500(MHz)	4.97 dB	-32.12 dB	-3.07 dB

Frequency(MHz): 2400~2500. Pattern Field: Y-Z plane



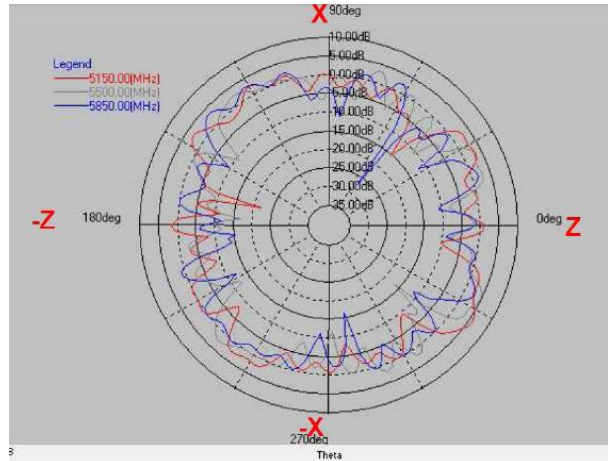
Layer	Max value	Min value	Average
2400(MHz)	6.34 dB	-21.38 dB	-2.36 dB
2450(MHz)	6.10 dB	-24.27 dB	-2.51 dB
2500(MHz)	5.19 dB	-22.16 dB	-3.04 dB

Frequency(MHz): 2400~2500. Pattern Field: X-Y plane



Layer	Max value	Min value	Average
2400(MHz)	6.71 dB	4.62 dB	5.79 dB
2450(MHz)	6.70 dB	4.43 dB	5.57 dB
2500(MHz)	5.84 dB	4.20 dB	4.92 dB

Frequency(MHz): 5150~5850. Pattern Field: X-Z plane

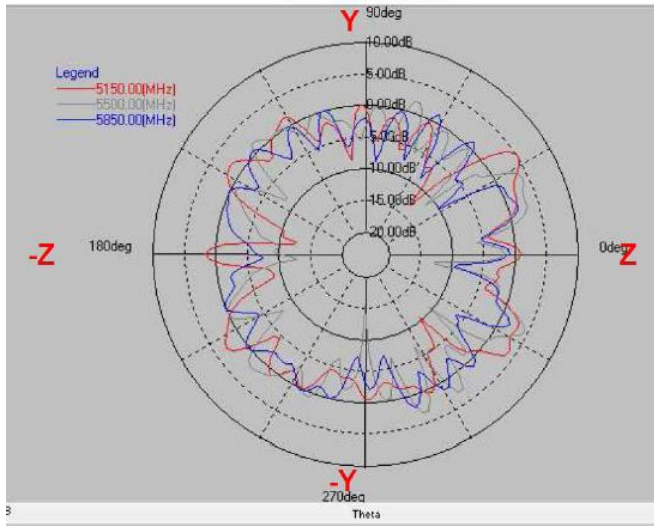


Layer	Max value	Min value	Average
5150(MHz)	5.91 dB	-21.93 dB	-0.60 dB
5500(MHz)	4.90 dB	-17.01 dB	-1.14 dB
5850(MHz)	3.15 dB	-27.21 dB	-1.72 dB

Please be sure to request approval specifications that provide further details of the products. Kindly note that the content of these specifications are subject to change or may be discontinued without prior notice. This product may not be designed/used in medical or high risk applications without Chilisin approval. Please contact our sales department before ordering.

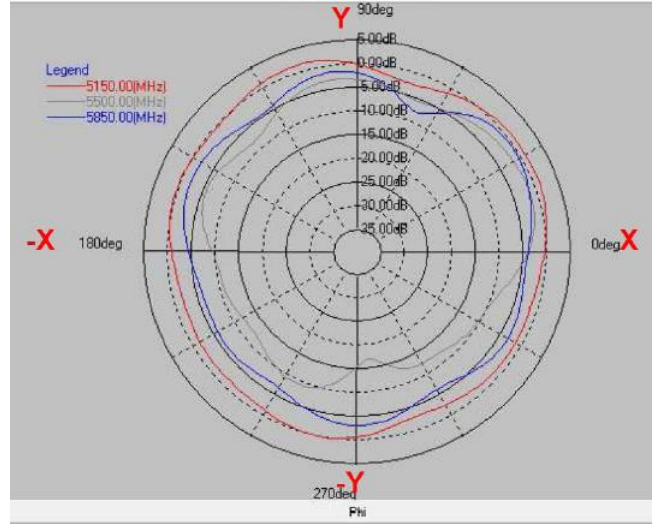
External Antenna BTEA Series

Frequency(MHz) : 5150~5850. Pattern Field : Y-Z plane



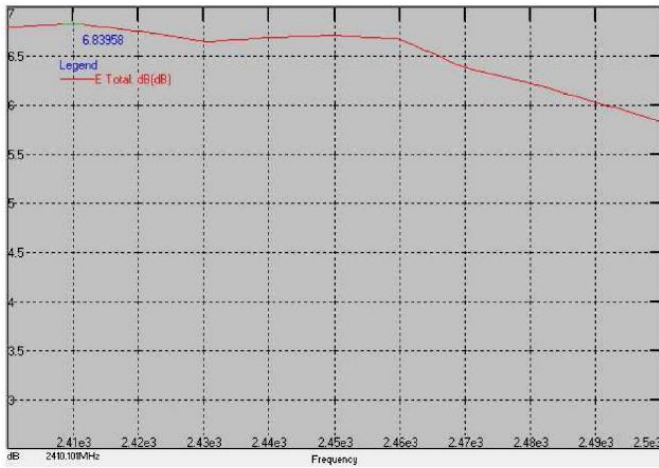
Layer	Max value	Min value	Average
5150(MHz)	5.02 dB	-13.25 dB	-0.85 dB
5500(MHz)	4.44 dB	-15.62 dB	-1.14 dB
5850(MHz)	1.87 dB	-10.07 dB	-1.75 dB

Frequency(MHz) : 5150~5850. Pattern Field : X-Y plane



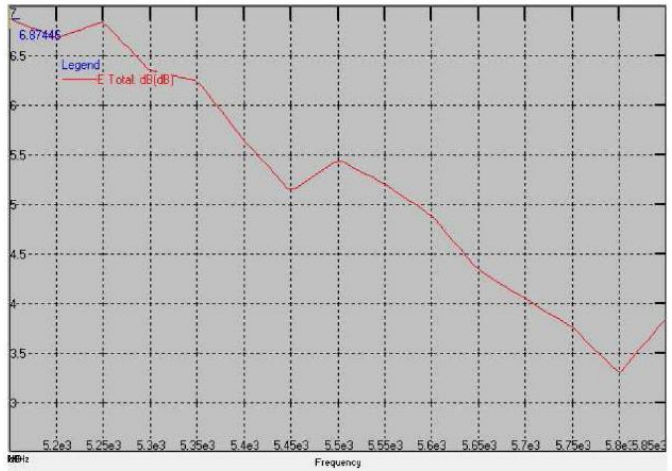
Layer	Max value	Min value	Average
5150(MHz)	1.32 dB	-2.94 dB	-0.60 dB
5500(MHz)	-1.36 dB	-17.19 dB	-6.32 dB
5850(MHz)	-0.40 dB	-7.88 dB	-3.67 dB

2.4G / Peak Gain



Peak Gain : Max 6.83 dBi

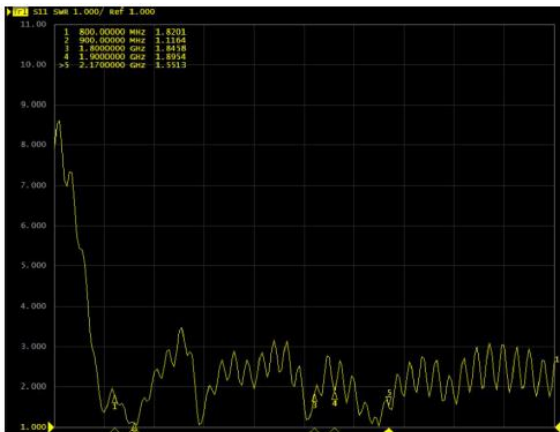
5G / Peak Gain



Peak Gain : Max 6.87 dBi

BTEA0027300G8R1A01

Return Loss S11



Please be sure to request approval specifications that provide further details of the products. Kindly note that the content of these specifications are subject to change or may be discontinued without prior notice. This product may not be designed/used in medical or high risk applications without Chilisin approval. Please contact our sales department before ordering.

External Antenna BTEA Series

Electrical Characteristics

Part Number	Frequency Range (GHz)	Impedance (Ω)	Return Loss dB(Max)	VSWR (Max)	Radiation	Peak Gain (dB)	Polarization	Admitted Power (W)
BTEA0050160G8R2A01	0.824~0.915 1.725~1.88	50	-2.5	-	Omni-directional	2.56	Linear Vertical	1
BTEA0087090G8R2A07	0.824~0.96 1.71~2.17	50	-4	-	Omni-directional	-0.88 2.03	Linear Vertical	-
BTEA0087092G4R2A40	2.4~2.5	50	-10	-	Omni-directional	2	Linear Vertical	1
BTEA00870925GR2A07	2.4~2.5 5.15~5.85	50	-10	-	Omni-directional	2	Linear Vertical	1
BTEA0087095G0R2A03	5.15~5.85	50	-10	-	Omni-directional	2.36	Linear Vertical	1
BTEA00151325GR2A07	2.4~2.5 5.15~5.85	50	-10	2	Omni-directional	3 \pm 0.5	Linear	-
BTEA0015132G4R2A08	2.4~2.5	50	-10	2	Omni-directional	3	Linear	-
BTEA0015135G0R2A01	5.1~5.9	50	-10	2	Omni-directional	3 \pm 1	Linear	-
BTEA0017132G4R2A31	2.4~2.5	50	-10	-	Omni-directional	4.93	Linear Vertical	1
BTEA00171325GR2A05	2.4~2.5 5.15~5.85	50	-10	-	Omni-directional	5 \pm 1	Linear Vertical	1
BTEA0017135G0R2A07	5.15~5.85	50	-10	-	Omni-directional	5 \pm 1	Linear Vertical	1
BTEA0020103G8R2A01	3.3~3.8	50	-10	-	Omni-directional	2.69	Linear Vertical	1
BTEA0020103G9R2A01	3.3~4.9	50	-7	-	Omni-directional	4.89	Linear Vertical	1
BTEA0020104G0R2A02	0.704~0.96 1.71~2.7	50	-	5	Omni-directional	2.45 4.51	Linear Vertical	1
BTEA0020106G0R2A01	0.617~0.96 1.71~2.17 2.3~2.7 3.3~3.8 4.4~5 5.15~5.85	50	-	4	Omni-directional	0.59 3.74 3.51 3.7 4 4.87	Linear Vertical	1
BTEA0020106G0R2A02	5.925~7.125	50	-10	-	Omni-directional	5.31	Linear Vertical	1
BTEA0020106G0R2A05	2.4~2.5 5.15~5.85 5.925~6.325 6.35~6.75 6.775~7.125	50	-10	-	Omni-directional	5.65 5.94 6.42 6.87 5.42	Linear Vertical	1
BTEA00271325GR2A03	2.4~2.5 5.15~5.85	50	-10	-	Omni-directional	7 \pm 0.5	Linear Vertical	-
BTEA0027300G8R1A01	0.8~0.9 1.8~1.9 2.1	50	-10	2	Omni-directional	-	Linear Vertical	-

External Antenna BTEA Series

Physical Properties

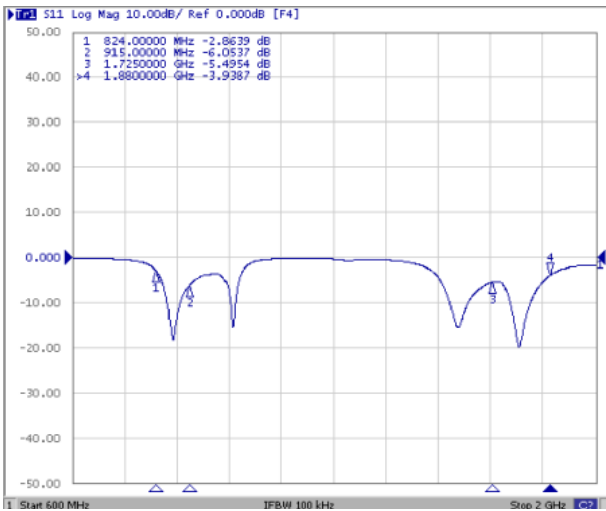
Part Number	Cable	Antenna Cover	Antenna Base	Operating Temp	Storage Temp	Color	Connector
BTEA0050160G8R2A01	RG-178	TPEE	PC/PBT	-20°C~+65°C	-30°C~+75°C	Black	SMA-Male 90°
BTEA0087090G8R2A07	RG-178	TPEE	PC/PBT	-20°C~+65°C	-30°C~+75°C	Black	SMA-Male-RP
BTEA0087092G4R2A40	RG-178	TPEE	PC/PBT	-20°C~+65°C	-30°C~+75°C	Black	SMA-Male-Reverse
BTEA00870925GR2A07	RG-178	TPEE	PC/PBT	-20°C~+65°C	-30°C~+75°C	Black	SMA-Male
BTEA0087095G0R2A03	RG-178	TPEE	PC/PBT	-20°C~+65°C	-30°C~+75°C	Black	SMA-Male-RP
BTEA00151325GR2A07	RG-178	TPEE	PC/PBT	-20°C~+65°C	-30°C~+75°C	Black	SMA-Male-RP
BTEA0015132G4R2A08	RG-178	TPEE	PC/PBT	-20°C~+65°C	-30°C~+75°C	Black	SMA-Male-RP
BTEA0015135G0R2A01	RG-178	TPEE	PC/PBT	-20°C~+65°C	-30°C~+75°C	Black	SMA-Male
BTEA0017132G4R2A31	RG-178	TPEE	PC/PBT	-20°C~+65°C	-30°C~+75°C	Black	SMA-Male-Reverse
BTEA00171325GR2A05	RG-178	TPEE	PC/PBT	-20°C~+65°C	-30°C~+75°C	Black	SMA-Male
BTEA0017135G0R2A07	RG-178	TPEE	PC/PBT	-20°C~+65°C	-30°C~+75°C	Black	SMA-Male-Reverse
BTEA0020103G8R2A01	RG-178	ABS	PC/PBT	-20°C~+65°C	-30°C~+70°C	Black	SMA-Male
BTEA0020103G9R2A01	RG-178	ABS	PC/PBT	-20°C~+65°C	-30°C~+70°C	Black	SMA-Male
BTEA0020104G0R2A02	RG-178	ABS	PC/PBT	-20°C~+65°C	-30°C~+75°C	Black	SMA-Male
BTEA0020106G0R2A01	RG-178	ABS	PC/PBT	-20°C~+65°C	-30°C~+75°C	Black	SMA-Male-RP
BTEA0020106G0R2A02	RG-178	ABS	PC/PBT	-20°C~+65°C	-30°C~+70°C	Black	SMA-PLUG
BTEA0020106G0R2A05	RG-178	ABS	PC/PBT	-20°C~+65°C	-30°C~+75°C	Black	SMA-PLUG
BTEA00271325GR2A03	RG-178	ABS	PC/PBT	-20°C~+65°C	-30°C~+75°C	Black	RP-SMA-Male
BTEA0027300G8R1A01	RG-174	ABS	PVC/SPRING	-10°C~+70°C	+40°C~+80°C	Black	SMA-PLUG

Please be sure to request approval specifications that provide further details of the products. Kindly note that the content of these specifications are subject to change or may be discontinued without prior notice. This product may not be designed/used in medical or high risk applications without Chilisin approval. Please contact our sales department before ordering.

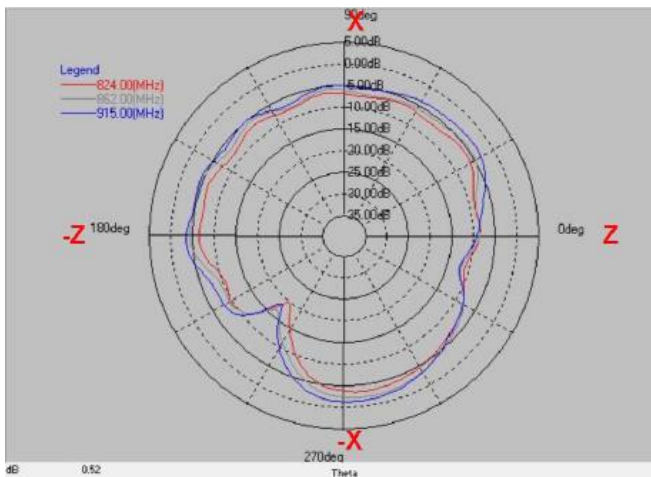
Downloaded From Oneyac.com

BTEA0050160G8R2A01

Return Loss S11

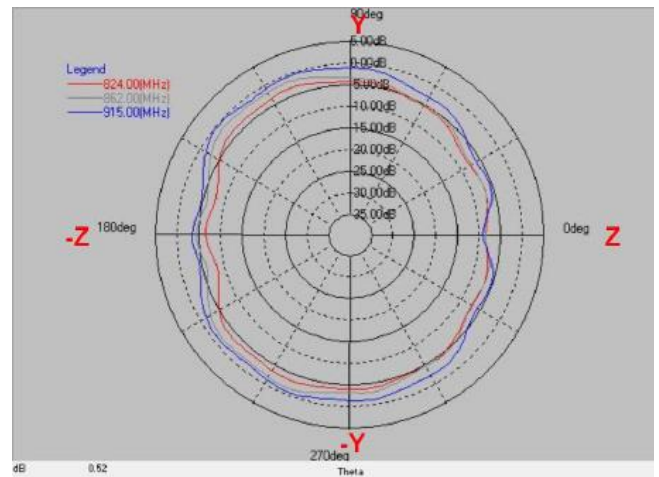


Frequency(MHz) : 824~915. Pattern Field : X-Z plane



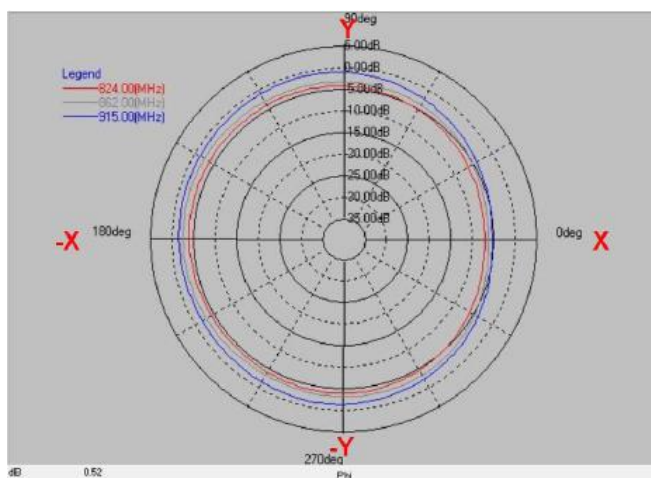
Frequency	Max value	Min value	Average
824(MHz)	-3.68 dB	-19.80 dB	-7.22 dB
862(MHz)	-2.31 dB	-16.80 dB	-6.07 dB
915(MHz)	-1.52 dB	-18.72 dB	-5.13 dB

Frequency(MHz) : 824~915. Pattern Field : Y-Z plane



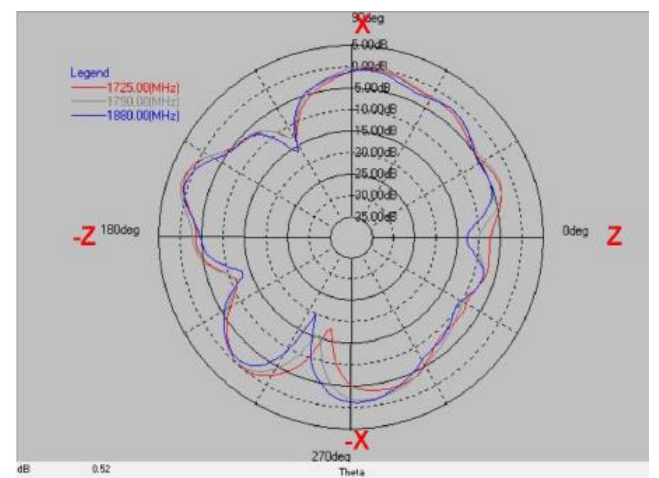
Frequency	Max value	Min value	Average
824(MHz)	-3.26 dB	-8.39 dB	-5.27 dB
862(MHz)	-1.60 dB	-8.61 dB	-4.02 dB
915(MHz)	-0.37 dB	-9.12 dB	-2.62 dB

Frequency(MHz) : 824~915. Pattern Field : Y-X plane



Frequency	Max value	Min value	Average
824(MHz)	-3.85 dB	-7.08 dB	-4.79 dB
862(MHz)	-2.50 dB	-6.26 dB	-3.66 dB
915(MHz)	-1.06 dB	-5.29 dB	-2.22 dB

Frequency(MHz) : 1725~1880. Pattern Field : X-Z plane

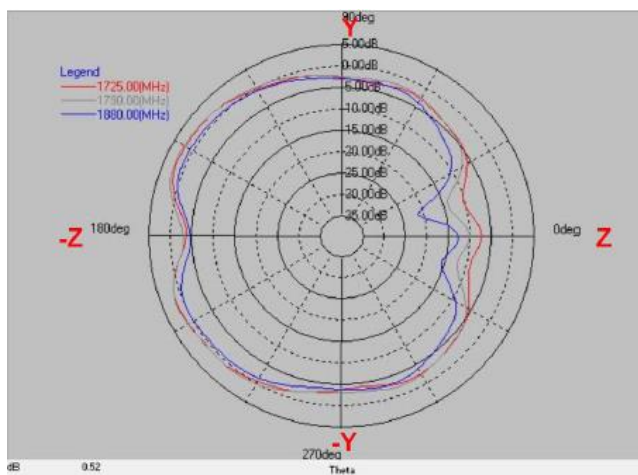


Frequency	Max value	Min value	Average
1725 (MHz)	1.20 dB	-17.94 dB	-4.00 dB
1790(MHz)	1.73 dB	-15.77 dB	-3.52 dB
1880(MHz)	0.74 dB	-20.26 dB	-4.27 dB

Please be sure to request approval specifications that provide further details of the products. Kindly note that the content of these specifications are subject to change or may be discontinued without prior notice. This product may not be designed/used in medical or high risk applications without Chilisin approval. Please contact our sales department before ordering.

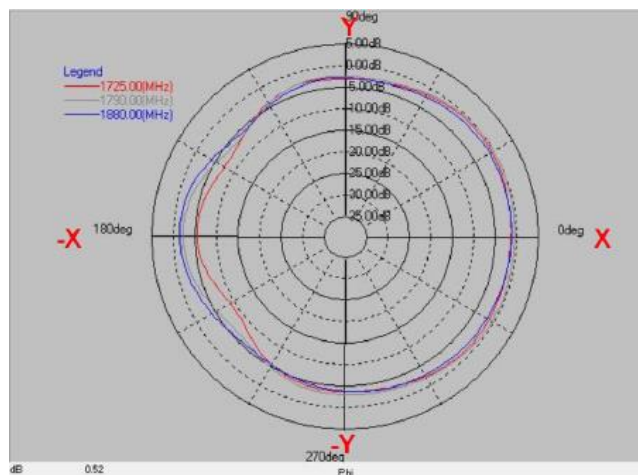
External Antenna BTEA Series

Frequency(MHz) : 1725~1880. Pattern Field : Y-Z plane



Frequency	Max value	Min value	Average
1725 (MHz)	2.15 dB	-10.24 dB	-1.80 dB
1790(MHz)	2.56 dB	-14.06 dB	-1.55 dB
1880(MHz)	0.74 dB	-21.26 dB	-3.03 dB

Frequency(MHz) : 1725~1880. Pattern Field : X-Y plane

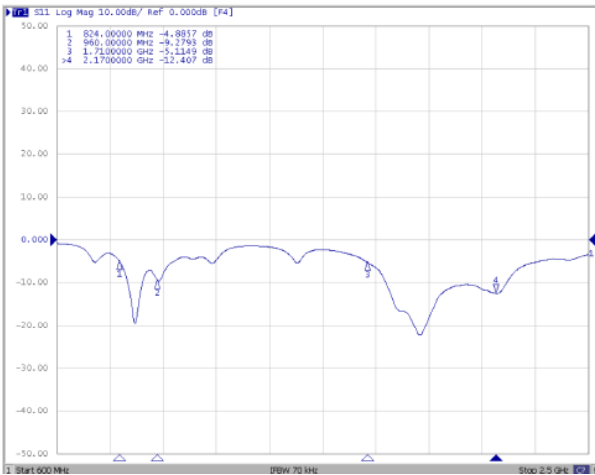


Frequency	Max value	Min value	Average
1725 (MHz)	-0.49 dB	-9.26 dB	-3.20 dB
1790(MHz)	0.01 dB	-6.67 dB	-2.35 dB
1880(MHz)	-1.09 dB	-5.91 dB	-2.84 dB

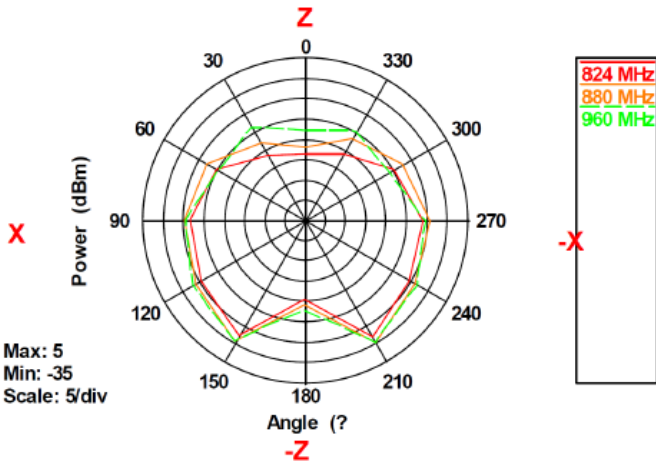
Please be sure to request approval specifications that provide further details of the products. Kindly note that the content of these specifications are subject to change or may be discontinued without prior notice. This product may not be designed/used in medical or high risk applications without Chilisin approval. Please contact our sales department before ordering.

BTEA0087090G8R2A07

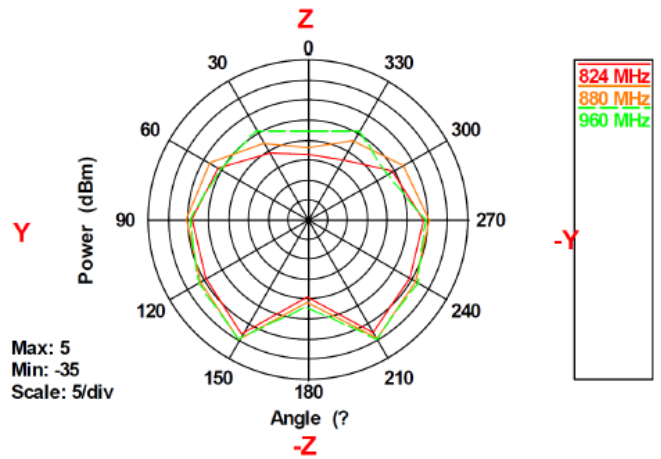
Return Loss S11



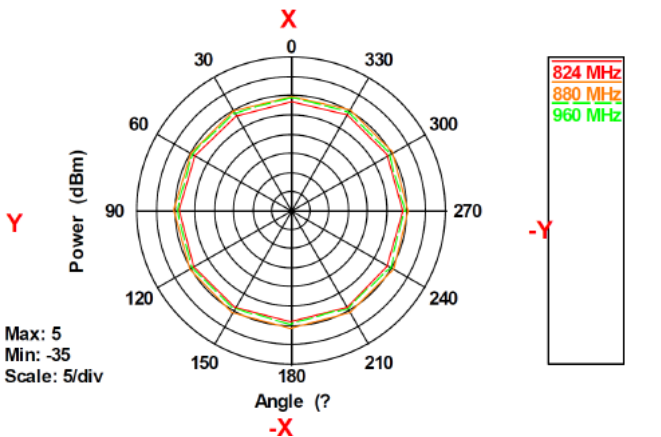
Frequency(MHz) : 824~960. Pattern Field : X-Z plane



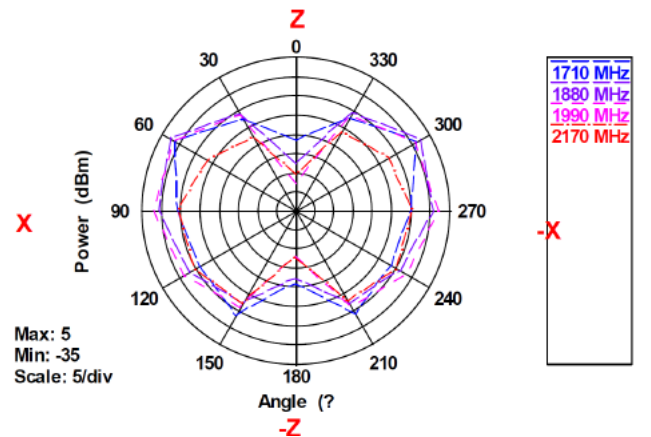
Frequency(MHz) : 824~960. Pattern Field : Y-Z plane



Frequency(MHz) : 824~960. Pattern Field : Y-X plane

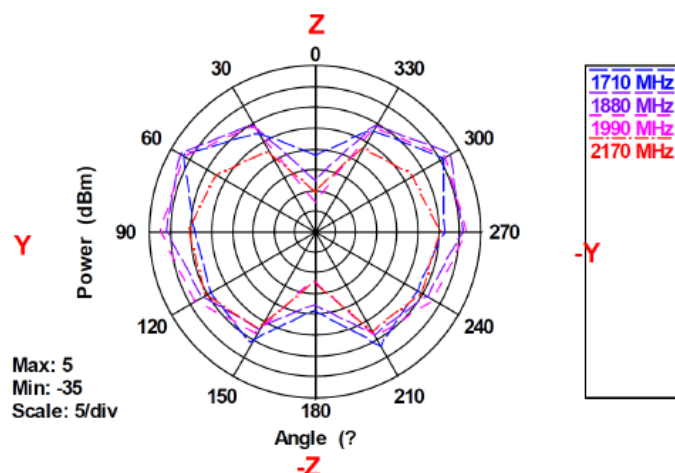


Frequency(MHz) : 1710~2170. Pattern Field : X-Z plane



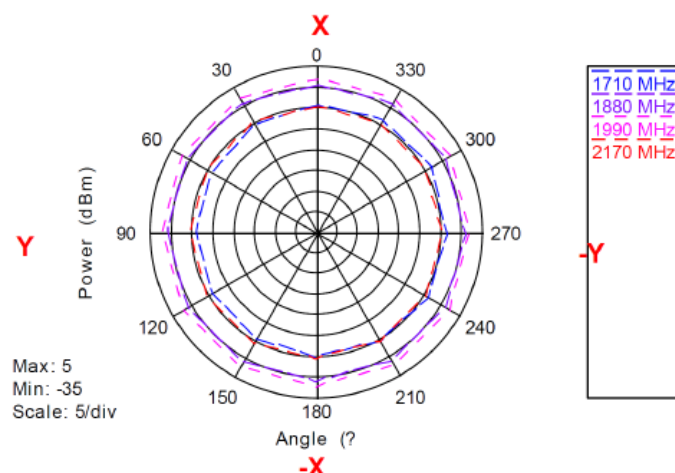
External Antenna BTEA Series

Frequency(MHz) : 1710~2170. Pattern Field : Y-Z plane



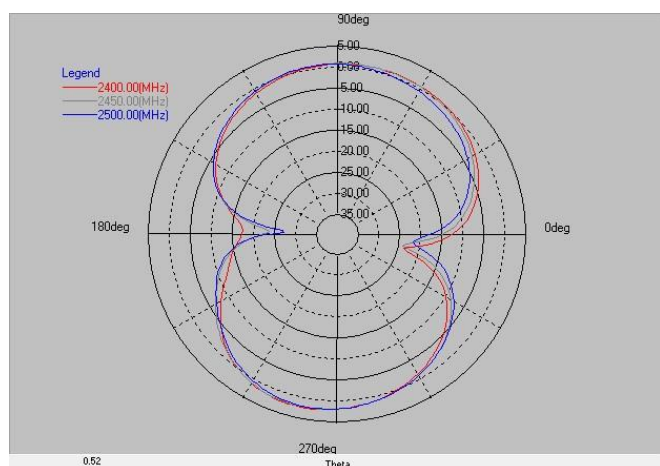
Frequency	Max value	Min value	Average
1710(MHz)	1.39 dB	-17.00 dB	-4.31 dB
1880(MHz)	2.34 dB	-22.99 dB	-2.42 dB
1990(MHz)	1.76 dB	-28.26 dB	-2.31 dB
2170(MHz)	-4.76 dB	-25.83 dB	-8.05 dB

Frequency(MHz) : 1710~2170. Pattern Field : Y-X plane



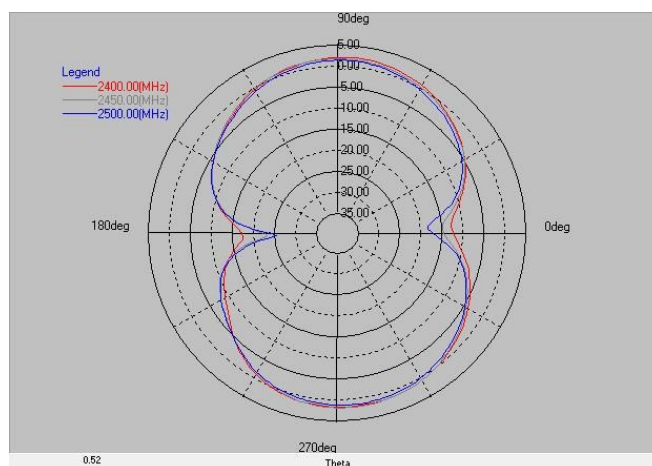
Frequency	Max value	Min value	Average
1710(MHz)	-3.50 dB	-6.20 dB	-4.87 dB
1880(MHz)	0.73 dB	0.38 dB	0.57 dB
1990(MHz)	1.93 dB	1.73 dB	1.83 dB
2170(MHz)	-4.70 dB	-5.03 dB	-4.86 dB

Pattern Field : Z-X plane, Phi=0.00deg



Layer	Max value	Min value	Average
2400(MHz)	2.15 dB	-23.78 dB	-1.96 dB
2450(MHz)	2.04 dB	-24.00 dB	-1.90 dB
2500(MHz)	1.89 dB	-27.29 dB	-2.22 dB

Pattern Field : Z-Y plane, Phi=90.00deg



Layer	Max value	Min value	Average
2400(MHz)	1.94 dB	-17.61 dB	-1.74 dB
2450(MHz)	1.73 dB	-23.26 dB	-1.88 dB
2500(MHz)	1.23 dB	-25.61 dB	-2.37 dB

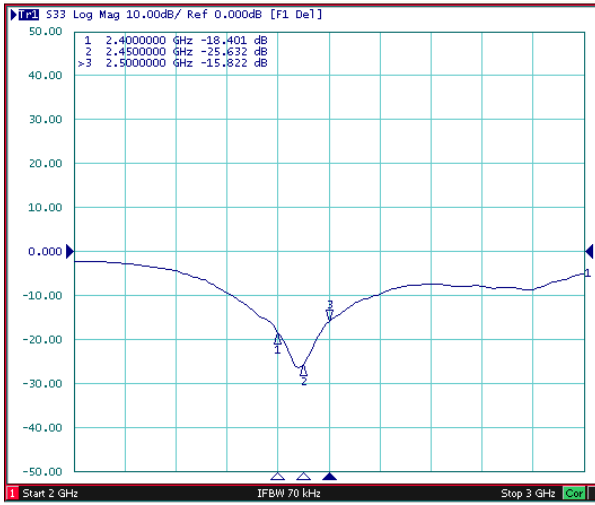
Pattern Field : X-Y plane, Theta=90.00deg

Peak Gain

Please be sure to request approval specifications that provide further details of the products. Kindly note that the content of these specifications are subject to change or may be discontinued without prior notice. This product may not be designed/used in medical or high risk applications without Chilisin approval. Please contact our sales department before ordering.

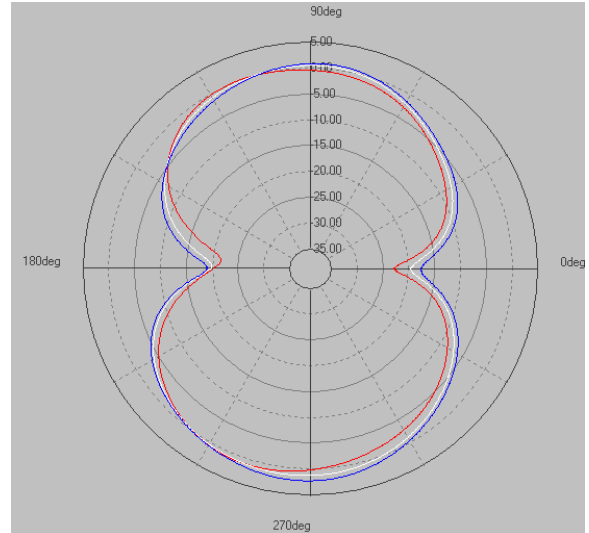
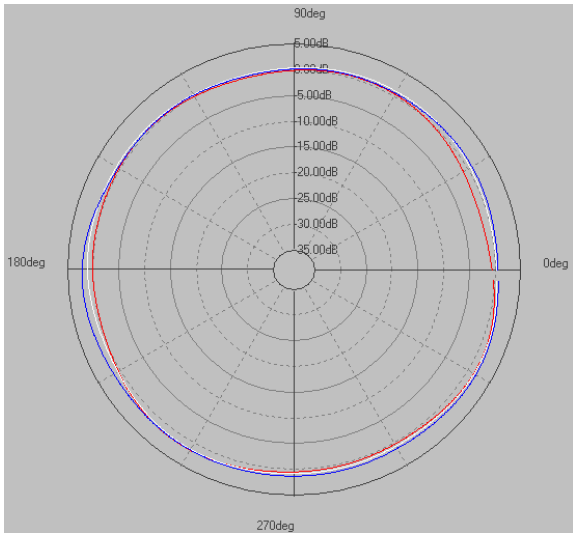
BTEA0087092G4R2A40

Return Loss S33



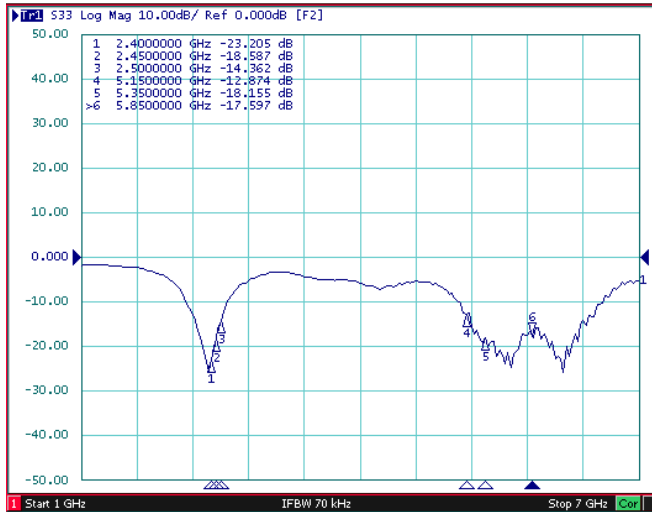
Frequency(MHz) : 2400~2500. Pattern Field : V plane

Frequency(MHz) : 2400~2500. Pattern Field : H plane



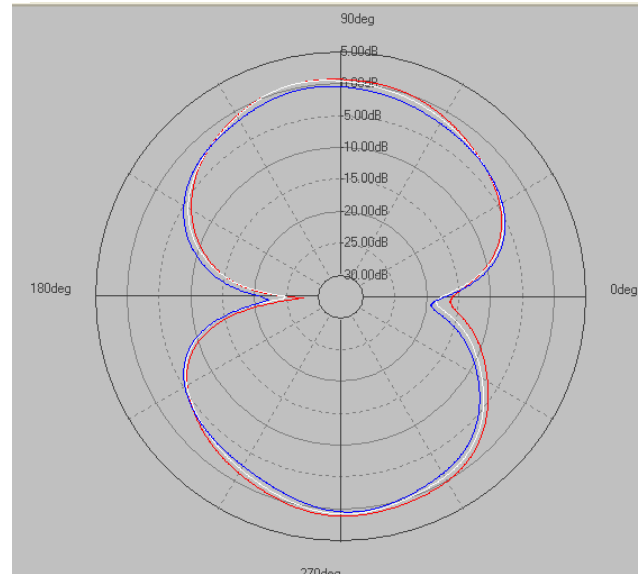
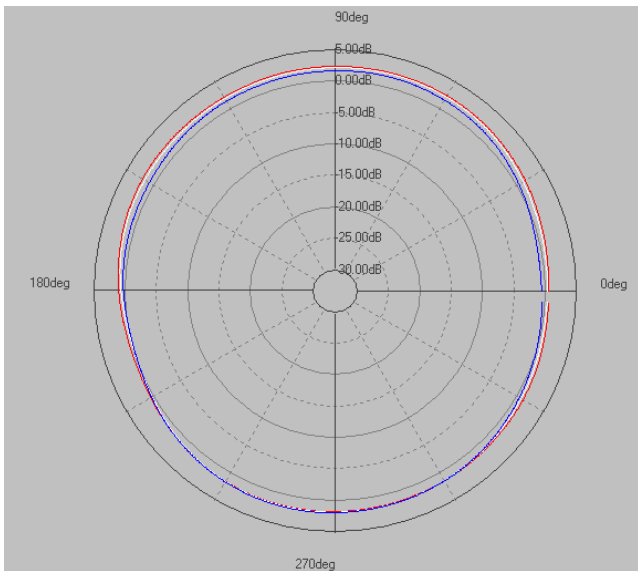
BTEA00870925GR2A07

Return Loss S33



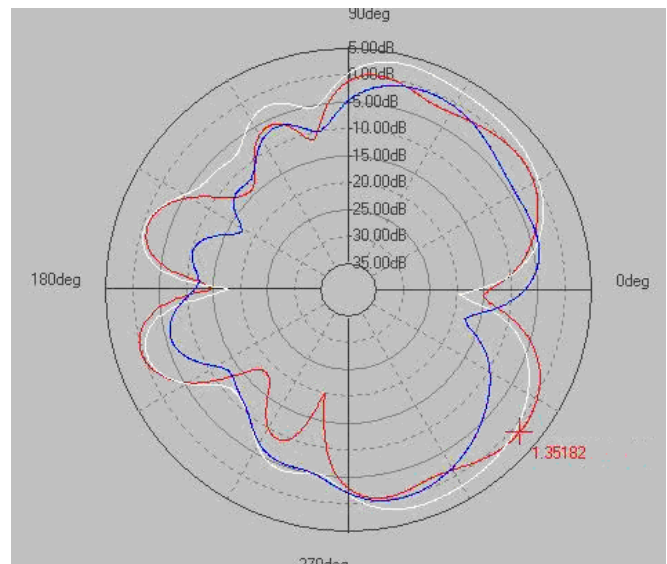
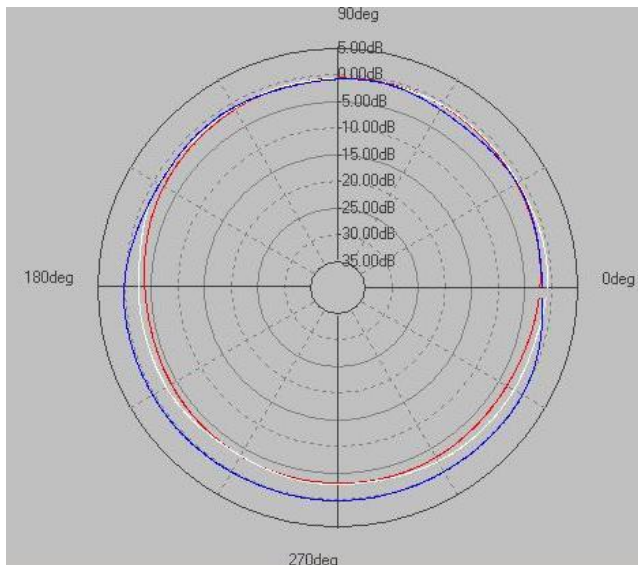
Frequency(MHz) : 2400~2500. Pattern Field : H plane

Frequency(MHz) : 2400~2500. Pattern Field : E plane



Frequency(MHz) : 5150-5850. Pattern Field : H plane

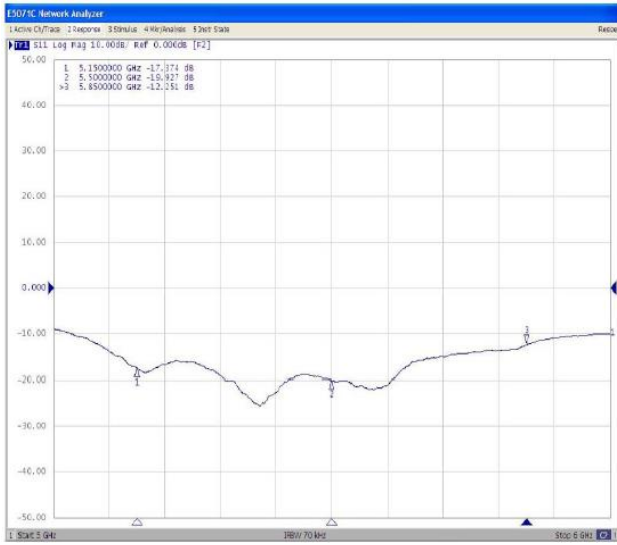
Frequency(MHz) : 5150-5850. Pattern Field : E plane



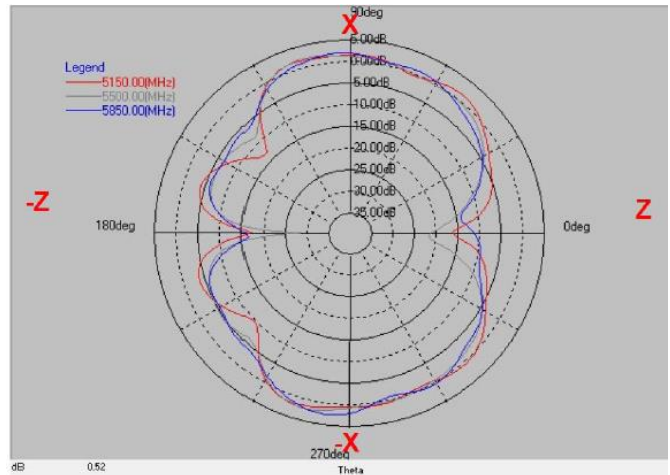
Please be sure to request approval specifications that provide further details of the products. Kindly note that the content of these specifications are subject to change or may be discontinued without prior notice. This product may not be designed/used in medical or high risk applications without Chilisin approval. Please contact our sales department before ordering.

BTEA0087095G0R2A03

Return Loss S11

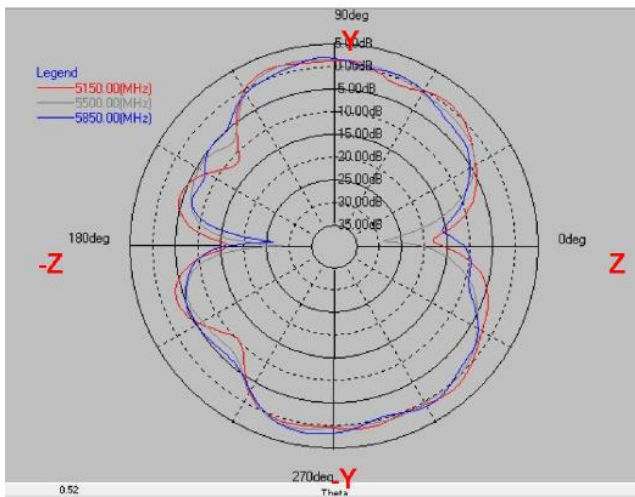


Frequency(MHz): 5150~5850. Pattern Field : Z-X plane



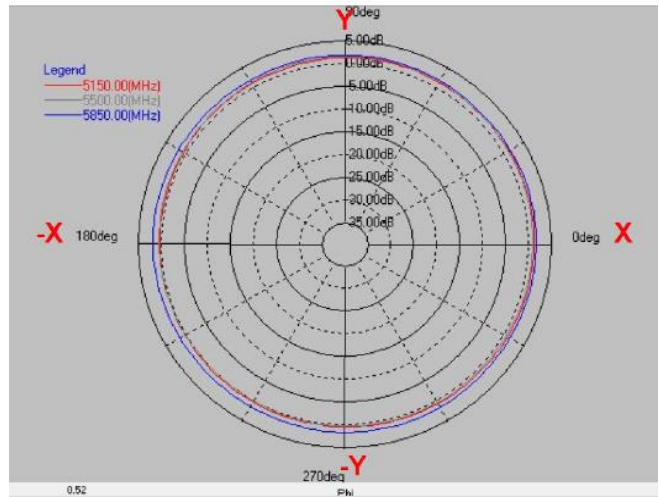
Layer	Max value	Min value	Average
5150(MHz)	1.52 dB	-17.32 dB	-1.78 dB
5550(MHz)	2.01 dB	-28.64 dB	-2.18 dB
5850(MHz)	2.36 dB	-16.51 dB	-2.06 dB

Frequency(MHz): 5150~5850. Pattern Field : Z-Y plane



Layer	Max value	Min value	Average
5150(MHz)	1.79 dB	-18.10 dB	-1.89 dB
5550(MHz)	1.71 dB	-29.01 dB	-2.17 dB
5850(MHz)	1.86 dB	-26.43 dB	-2.14 dB

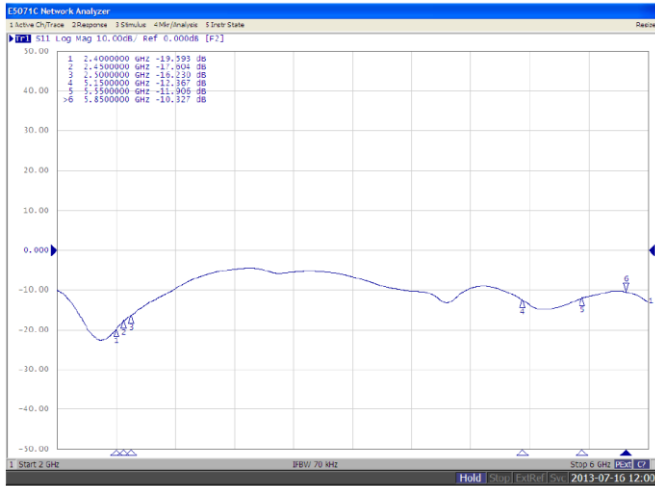
Frequency(MHz): 5150~5850. Pattern Field : X-Y plane




Layer	Max value	Min value	Average
5150(MHz)	1.44 dB	0.15 dB	0.77 dB
5550(MHz)	1.46 dB	-0.10 dB	0.73 dB
5850(MHz)	1.87 dB	1.29 dB	1.61 dB

BTEA00151325GR2A07

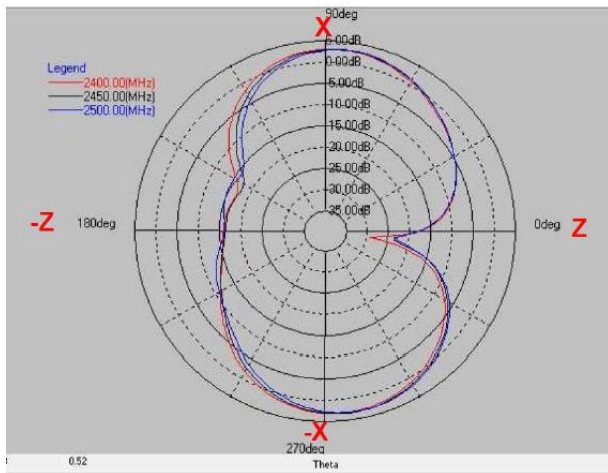
Return Loss



Experimental Setup

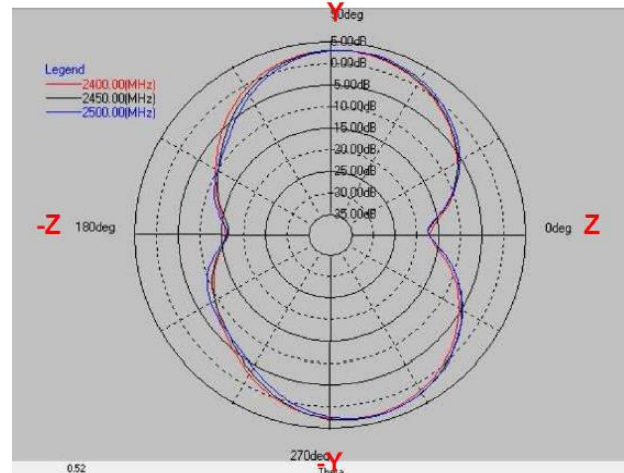


Frequency(MHz) : 2400~2500. Pattern Field : X-Z plane



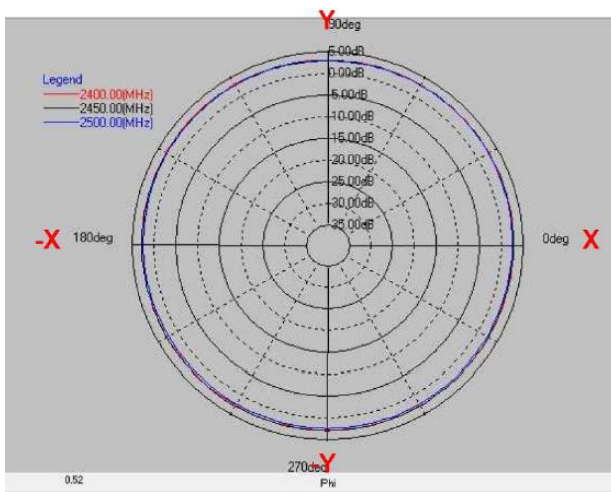
Layer	Max value	Average
2400(MHz)	2.96 dB	-1.69 dB
2450(MHz)	3.14 dB	-1.70 dB
2500(MHz)	3.05 dB	-1.84 dB

Frequency(MHz) : 2400~2500. Pattern Field : Y-Z plane



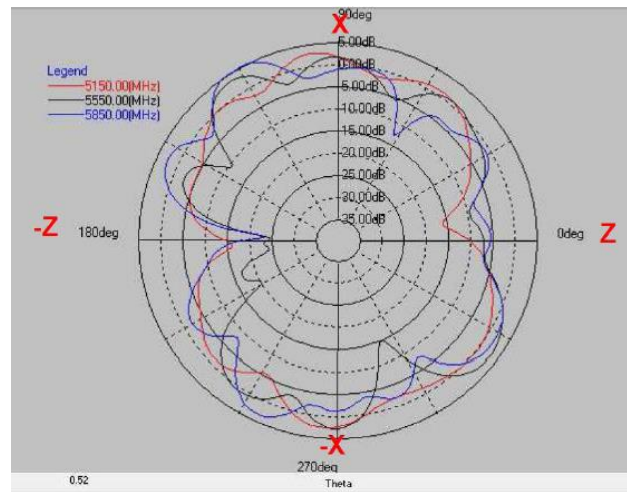
Layer	Max value	Average
2400(MHz)	3.03 dB	-1.49 dB
2450(MHz)	3.10 dB	-1.45 dB
2500(MHz)	3.09 dB	-1.54 dB

Frequency(MHz) : 2400~2500. Pattern Field : X-Y plane



Layer	Max value	Average
2400(MHz)	2.96 dB	2.81 dB
2450(MHz)	2.91 dB	2.81 dB
2500(MHz)	2.80 dB	2.53 dB

Frequency(MHz) : 5150~5850. Pattern Field : X-Z plane

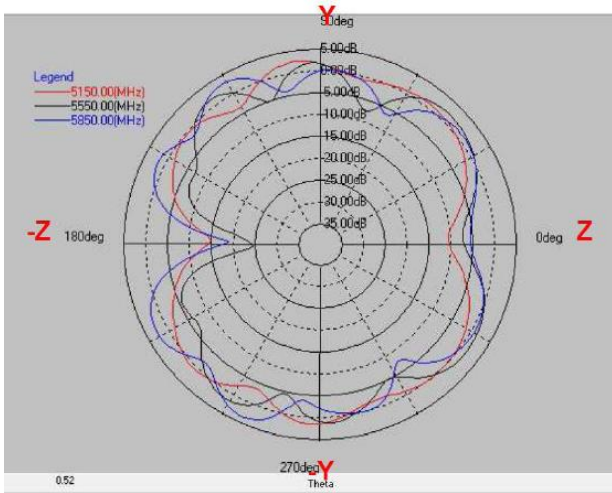


Layer	Max value	Average
5150(MHz)	2.72 dB	-1.71 dB
5550(MHz)	3.45 dB	-1.53 dB
5850(MHz)	5.63 dB	-1.05 dB

Please be sure to request approval specifications that provide further details of the products. Kindly note that the content of these specifications are subject to change or may be discontinued without prior notice. This product may not be designed/used in medical or high risk applications without Chilisin approval. Please contact our sales department before ordering.

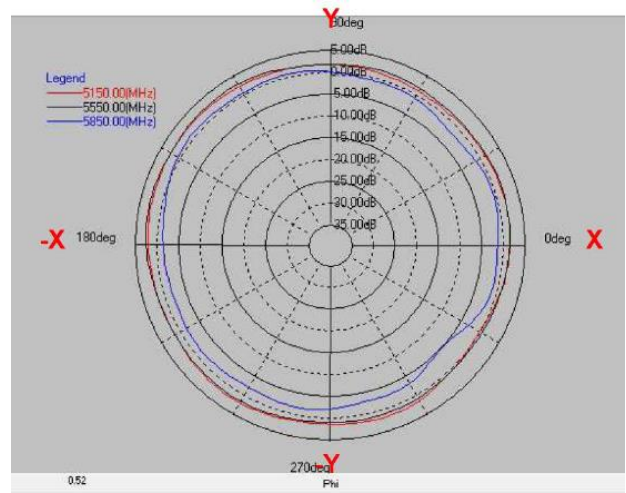
External Antenna BTEA Series

Frequency(MHz) : 5150~5850. Pattern Field : Y-Z plane



Layer	Max value	Average
5150(MHz)	2.36 dB	-1.38 dB
5550(MHz)	2.03 dB	-1.48 dB
5850(MHz)	3.44 dB	-0.63 dB

Frequency(MHz) : 5150~5850. Pattern Field : X-Y plane

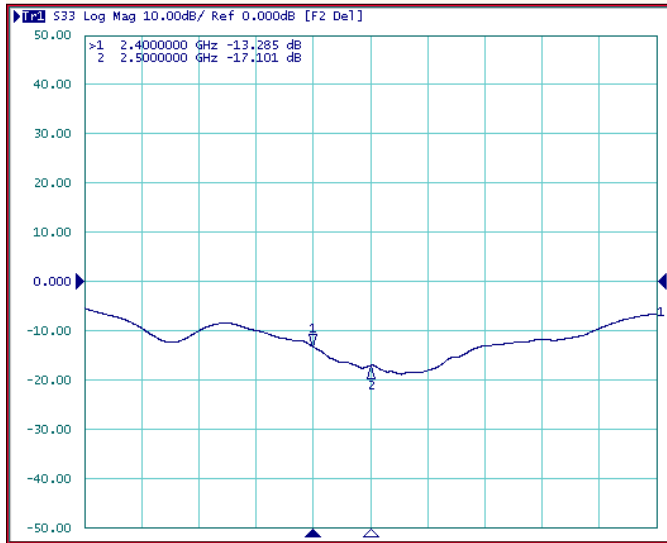


Layer	Max value	Average
5150(MHz)	2.52 dB	1.54 dB
5550(MHz)	2.82 dB	1.63 dB
5850(MHz)	0.83 dB	-1.21 dB

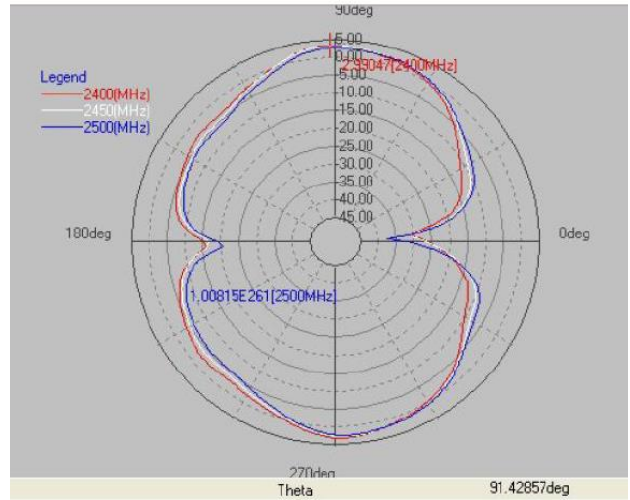
Please be sure to request approval specifications that provide further details of the products. Kindly note that the content of these specifications are subject to change or may be discontinued without prior notice. This product may not be designed/used in medical or high risk applications without Chilisin approval. Please contact our sales department before ordering.

BTEA0015132G4R2A08

Return Loss S33

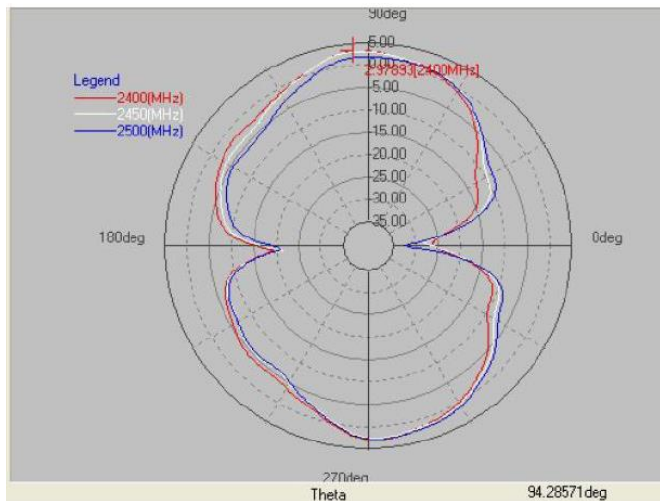


Frequency(MHz) : 2400~2500. Pattern Field : X-Z plane



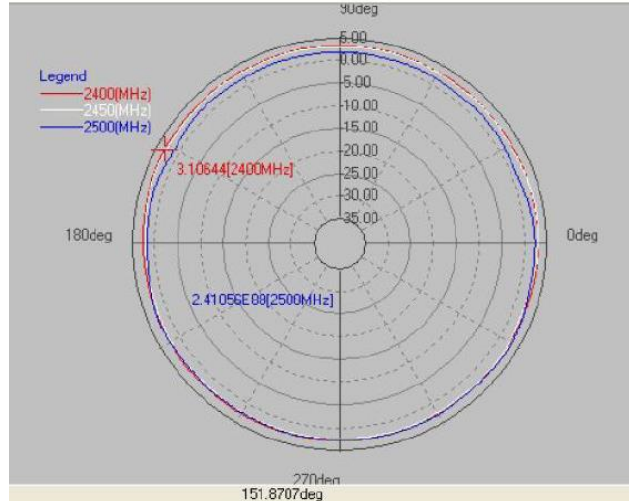
Layer	Max value	Average
2400(MHz)	2.99 dB	-2.07 dB
2450(MHz)	2.93 dB	-2.15 dB
2500(MHz)	2.30 dB	-2.51 dB

Frequency(MHz) : 2400~2500. Pattern Field : Y-Z plane



Layer	Max value	Average
2400(MHz)	2.98 dB	-2.08 dB
2450(MHz)	2.86 dB	-2.19 dB
2500(MHz)	2.77 dB	-2.50 dB

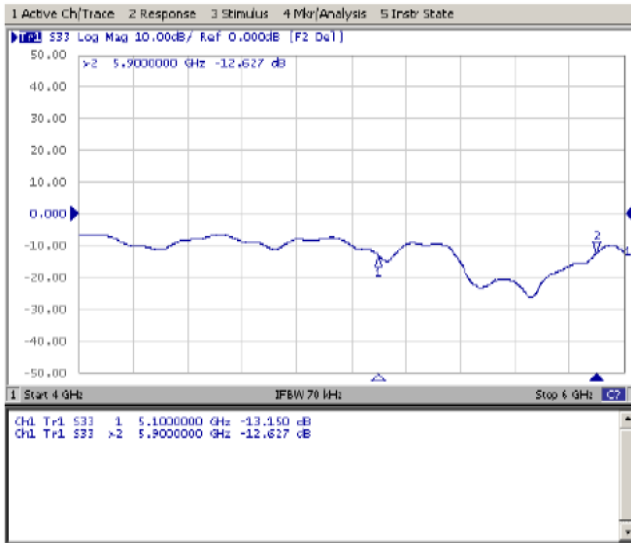
Frequency(MHz) : 2400~2500. Pattern Field : X-Y plane



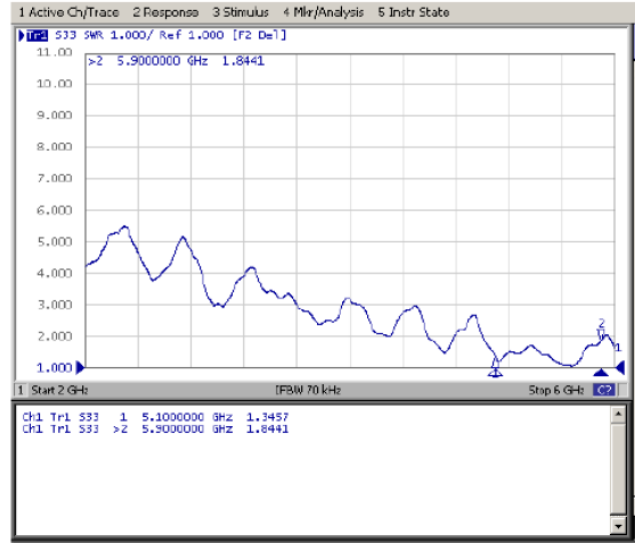
Layer	Max value	Average
2400(MHz)	3.11 dB	2.79 dB
2450(MHz)	3.15 dB	2.54 dB
2500(MHz)	3.17 dB	2.06 dB

BTEA0015135G0R2A01

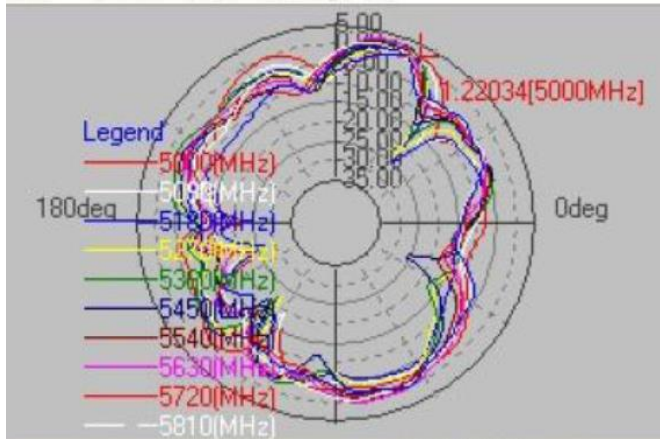
Return Loss S33



VSWR

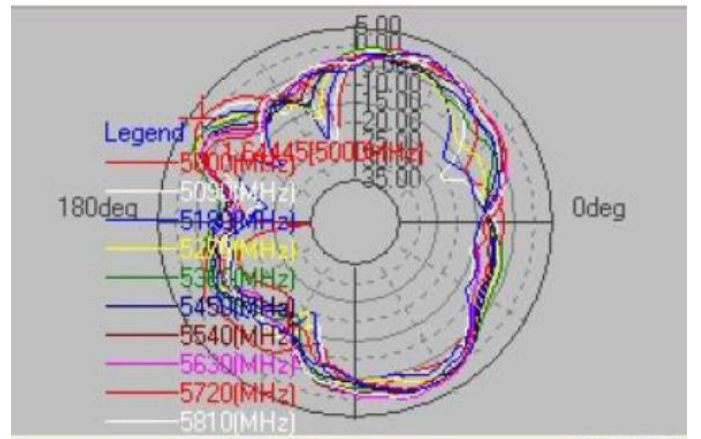


Frequency(MHz) : 5000~5900. Pattern Field : X-Z plane



Layer	Max value	Average
5000(MHz)	1.22 dB	-4.52 dB
5090(MHz)	1.08 dB	-5.81 dB
5180(MHz)	0.11 dB	-6.54 dB
5270(MHz)	1.34 dB	-5.93 dB
5360(MHz)	2.54 dB	-4.58 dB
5450(MHz)	1.62 dB	-5.76 dB
5540(MHz)	2.56 dB	-4.93 dB
5630(MHz)	2.45 dB	-4.49 dB
5720(MHz)	0.74 dB	-5.92 dB
5810(MHz)	0.73 dB	-5.11 dB
5900(MHz)	0.55 dB	-6.18 dB

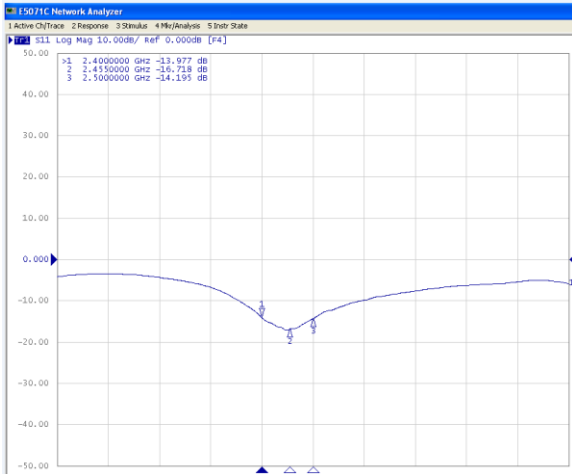
Frequency(MHz) : 5000~5900. Pattern Field : Y-Z plane



Layer	Max value	Average
5000(MHz)	1.64 dB	-4.60 dB
5090(MHz)	0.16 dB	-6.00 dB
5180(MHz)	-0.22 dB	-6.52 dB
5270(MHz)	-0.47 dB	-6.00 dB
5360(MHz)	0.36 dB	-4.84 dB
5450(MHz)	0.43 dB	-5.51 dB
5540(MHz)	0.77 dB	-4.84 dB
5630(MHz)	1.71 dB	-4.24 dB
5720(MHz)	-0.36 dB	-5.59 dB
5810(MHz)	1.26 dB	-4.95 dB
5900(MHz)	0.55 dB	-5.85 dB

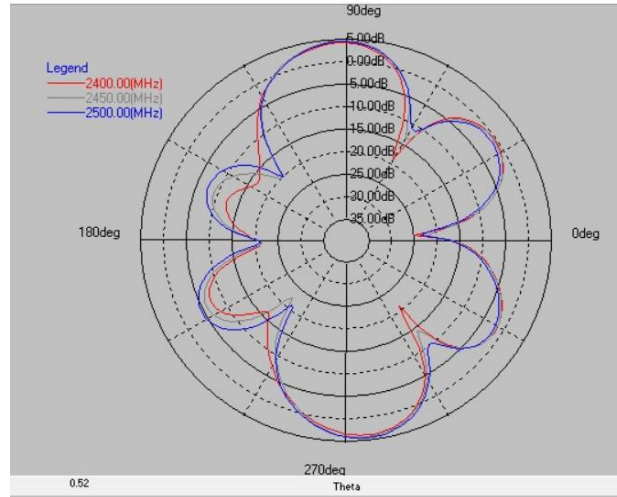
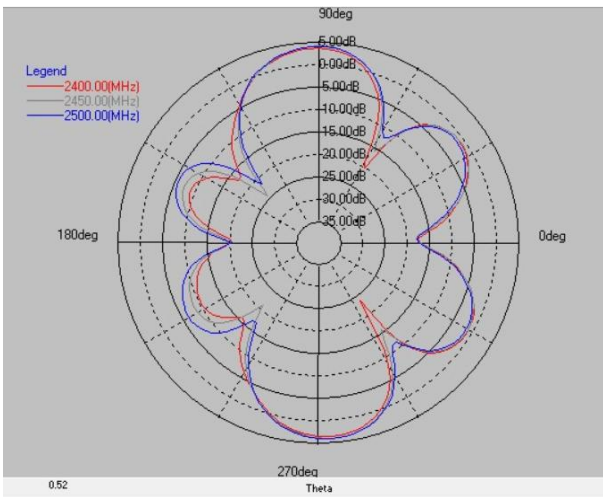
BTEA0017132G4R2A31

Return Loss S11



Frequency(MHz): 2400~2500. Pattern Field: Z-X plane

Frequency(MHz): 2400~2500. Pattern Field: Z-Y plane

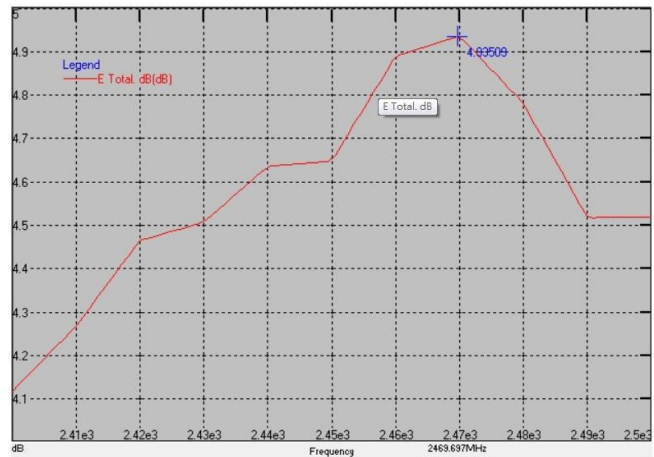
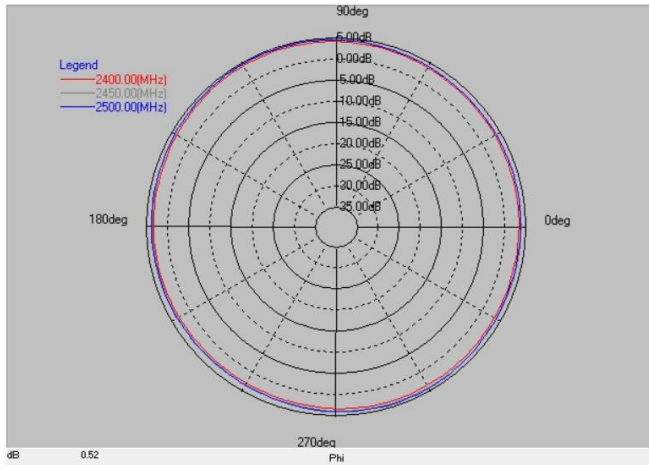


Layer	Max value	Position	Min value
2400(MHz)	3.46 dB	-86.00 deg	-23.93 dB
2450(MHz)	3.96 dB	90.00 deg	-24.55 dB
2500(MHz)	3.95 dB	-86.00 deg	-21.86 dB

Layer	Max value	Position	Min value
2400(MHz)	4.00 dB	92.00 deg	-24.97 dB
2450(MHz)	4.46 dB	92.00 deg	-22.51 dB
2500(MHz)	4.35 dB	92.00 deg	-23.53 dB

Frequency(MHz): 2400~2500. Pattern Field: X-Y plane

Peak Gain



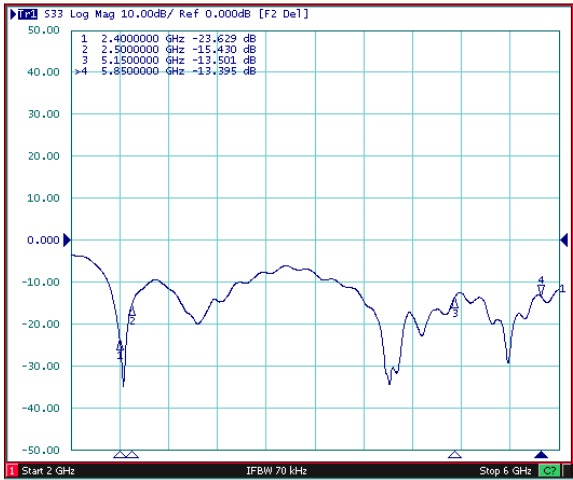
Layer	Max value	Position	Min value
2400(MHz)	4.12 dB	108.00 deg	2.80 dB
2450(MHz)	4.65 dB	112.00 deg	3.21 dB
2500(MHz)	4.52 dB	110.00 deg	3.29 dB

Peak Gain : Max 4.93 dBi

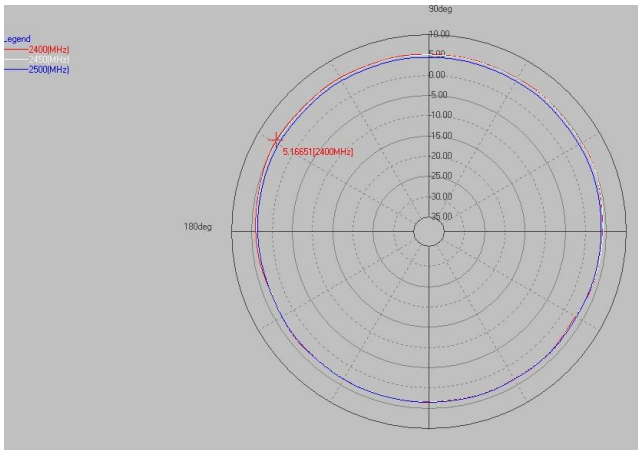
Please be sure to request approval specifications that provide further details of the products. Kindly note that the content of these specifications are subject to change or may be discontinued without prior notice. This product may not be designed/used in medical or high risk applications without Chilisin approval. Please contact our sales department before ordering.

BTEA00171325GR2A05

Return Loss S33



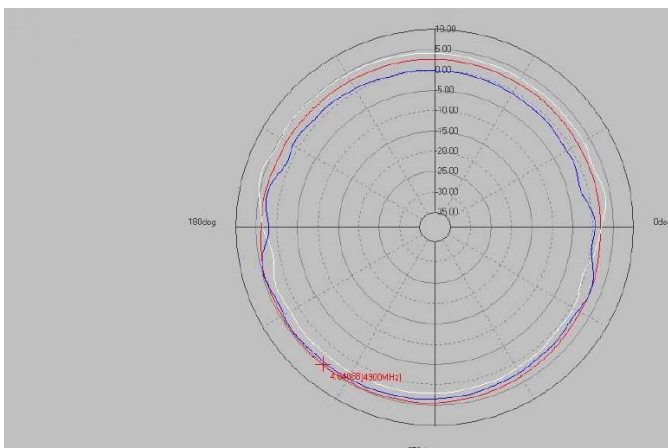
Frequency(MHz) : 2400~2500. Pattern Field : H plane



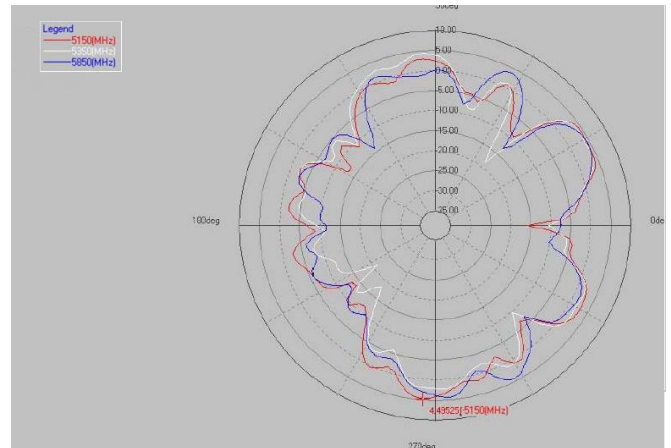
Frequency(MHz) : 2400~2500. Pattern Field : E plane



Frequency(MHz) : 5150~5850. Pattern Field : H plane

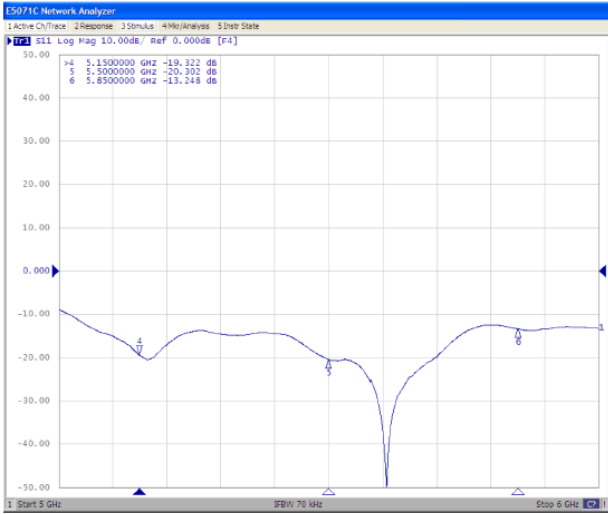


Frequency(MHz) : 5150~5850. Pattern Field : H plane

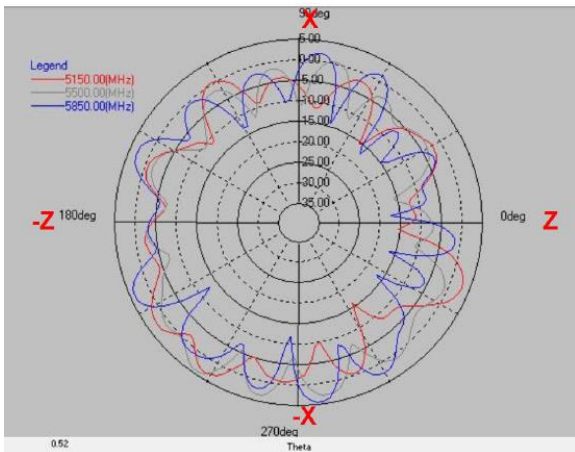


BTEA0017135G0R2A07

Return Loss S11

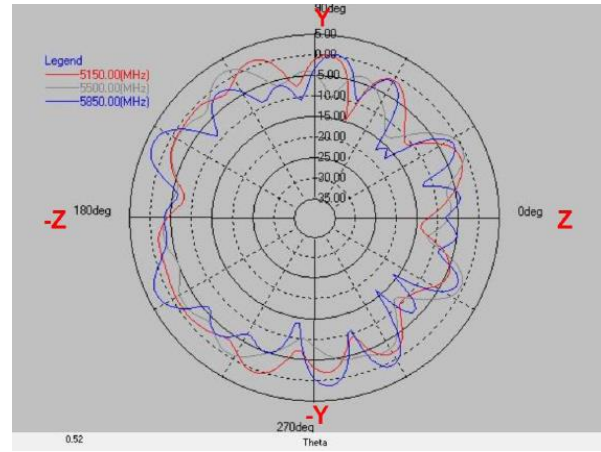


Frequency(MHz): 5150~5850. Pattern Field: Z-X plane



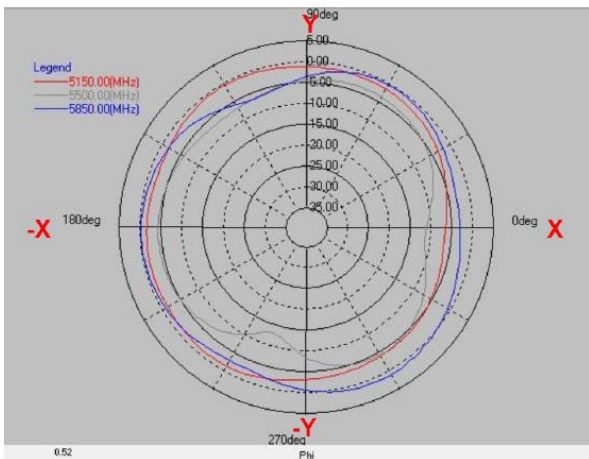
Layer	Max value	Min value	Average
5150(MHz)	3.34 dB	-16.23 dB	-2.61 dB
5500(MHz)	4.16 dB	-15.79 dB	-2.21 dB
5850(MHz)	4.32 dB	-17.42 dB	-1.71 dB

Frequency(MHz): 2400~2500. Pattern Field: Z-Y plane



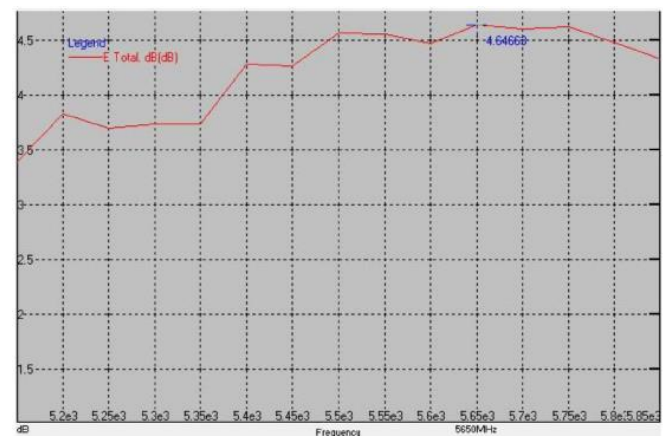
Layer	Max value	Min value	Average
5150(MHz)	1.29 dB	-14.92 dB	-3.08 dB
5500(MHz)	1.91 dB	-13.64 dB	-3.70 dB
5850(MHz)	3.34 dB	-17.69 dB	-3.01 dB

Frequency(MHz): 2400~2500. Pattern Field: X-Y plane



Layer	Max value	Min value	Average
5150(MHz)	-0.60 dB	-6.57 dB	-2.41 dB
5500(MHz)	-3.85 dB	-13.30 dB	-6.05 dB
5850(MHz)	-0.98 dB	-6.75 dB	-1.47 dB

Peak Gain

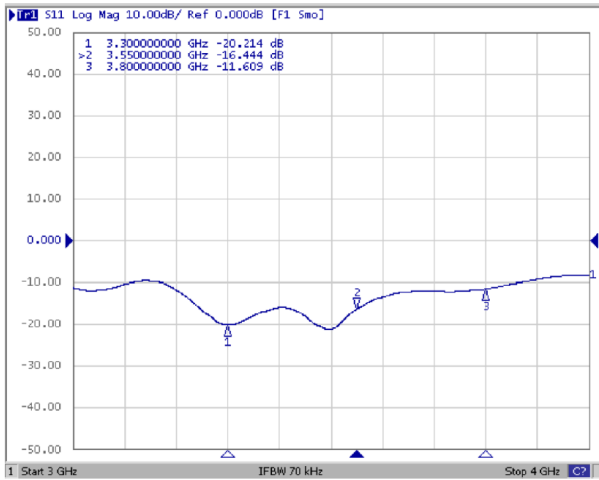


Peak Gain : Max 4.64 dB


Please be sure to request approval specifications that provide further details of the products. Kindly note that the content of these specifications are subject to change or may be discontinued without prior notice. This product may not be designed/used in medical or high risk applications without Chilisin approval. Please contact our sales department before ordering.

BTEA0020103G8R2A01

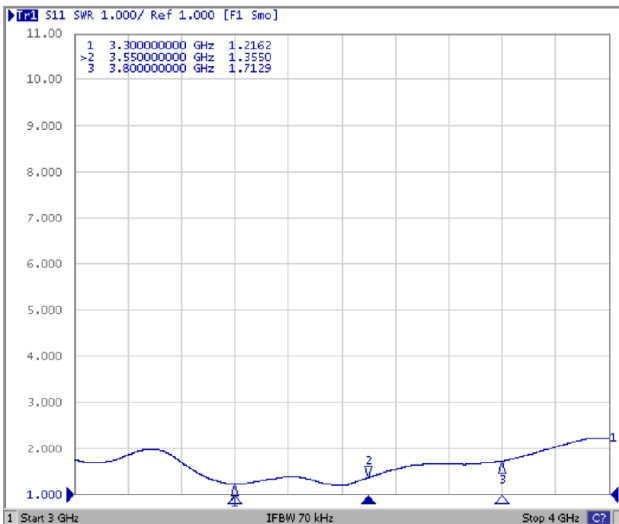
Return Loss S11



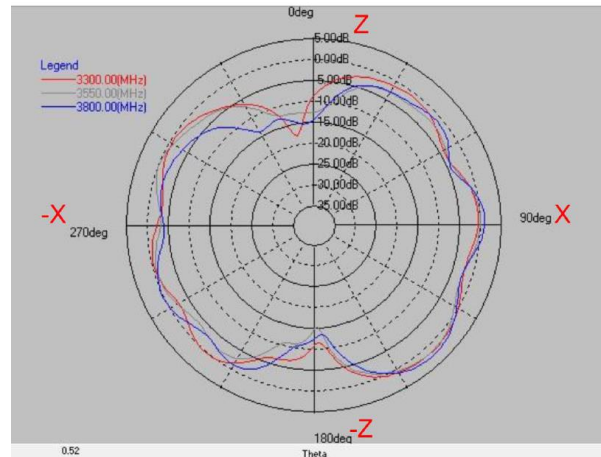
Experimental Setup



VSWR

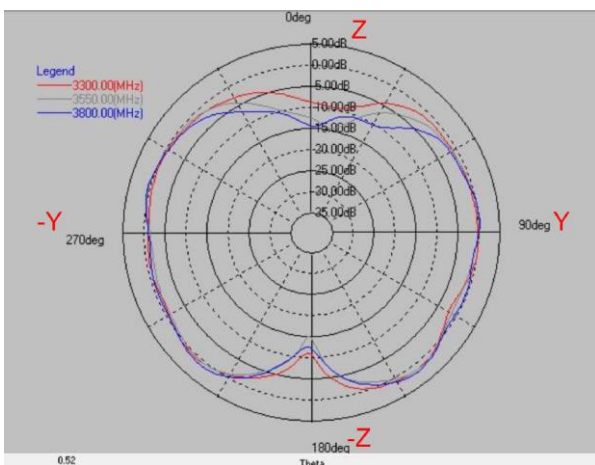


2D Gain Pattern_Antenna_ZX Cut (Phi=0)



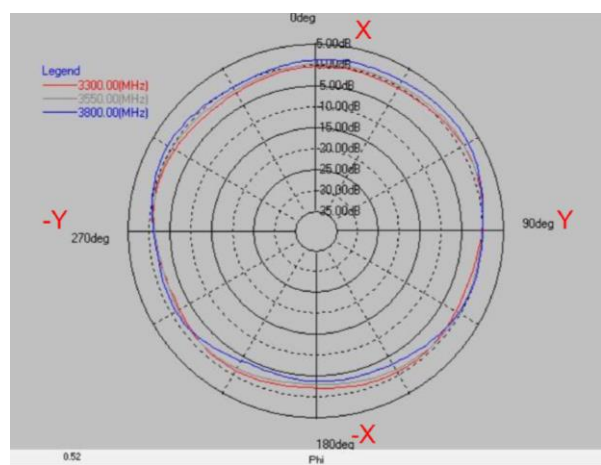
Layer	Max value	Min value	Average
3300(MHz)	1.64 dB	-18.30 dB	-2.05 dB
3550(MHz)	1.57 dB	-15.56 dB	-2.64 dB
3800(MHz)	2.53 dB	-15.60 dB	-2.45 dB

2D Gain Pattern_Antenna_ZY Cut (Phi=90)



Layer	Max value	Min value	Average
3300(MHz)	1.20 dB	-11.32 dB	-1.61 dB
3550(MHz)	1.32 dB	-15.16 dB	-1.97 dB
3800(MHz)	1.77 dB	-14.75 dB	-1.85 dB

2D Gain Pattern_Antenna_XY Cut (Theta=90)

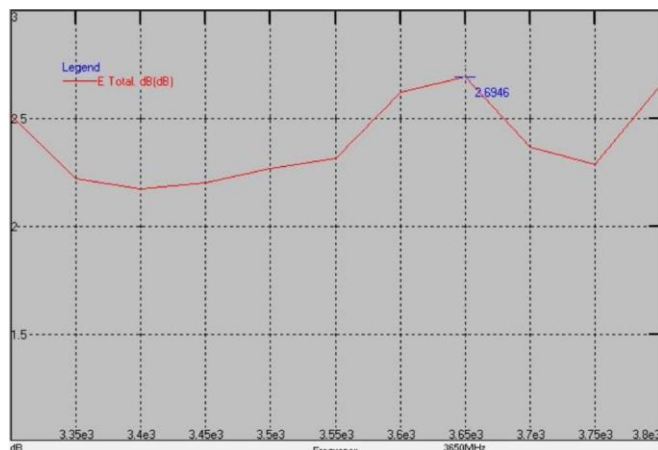


Layer	Max value	Min value	Average
3300(MHz)	1.04 dB	-2.36 dB	-0.90 dB
3550(MHz)	1.14 dB	-3.17 dB	-0.72 dB
3800(MHz)	2.33 dB	-4.43 dB	-0.27 dB

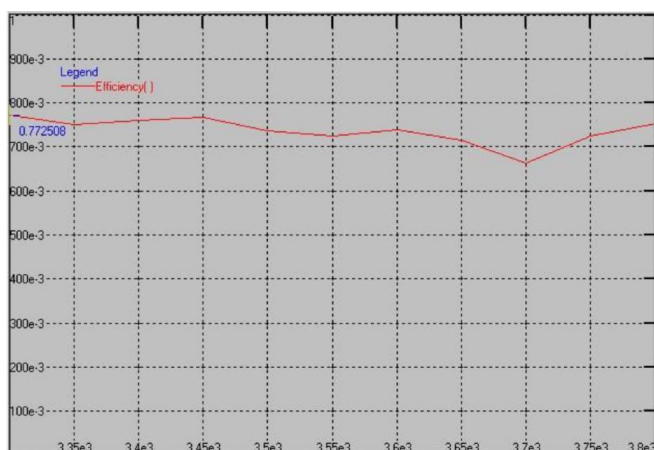
Please be sure to request approval specifications that provide further details of the products. Kindly note that the content of these specifications are subject to change or may be discontinued without prior notice. This product may not be designed/used in medical or high risk applications without Chilisin approval. Please contact our sales department before ordering.

External Antenna BTEA Series

3D Peak Gain



3D Efficiency

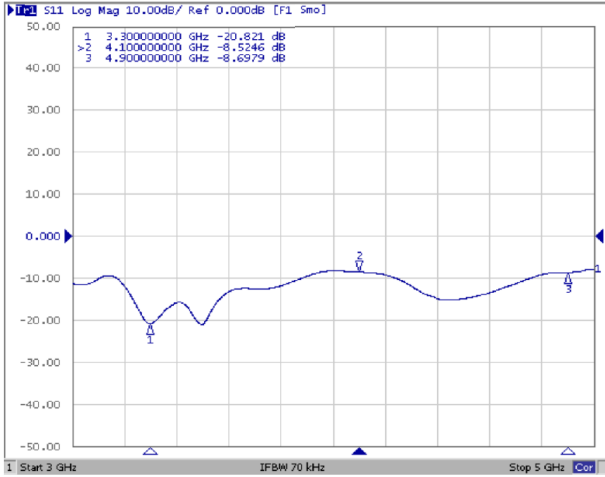


Frequency (MHz)	Peak Gain (dBi)	Efficiency (%)	Frequency (MHz)	Peak Gain (dBi)	Efficiency (%)
3300	2.51	77	3600	2.62	74
3350	2.22	75	3650	2.69	71
3400	2.17	76	3700	2.37	66
3450	2.20	77	3750	2.29	72
3500	2.27	74	3800	2.66	75
3550	2.31	72			


Please be sure to request approval specifications that provide further details of the products. Kindly note that the content of these specifications are subject to change or may be discontinued without prior notice. This product may not be designed/used in medical or high risk applications without Chilisin approval. Please contact our sales department before ordering.

BTEA0020103G9R2A01

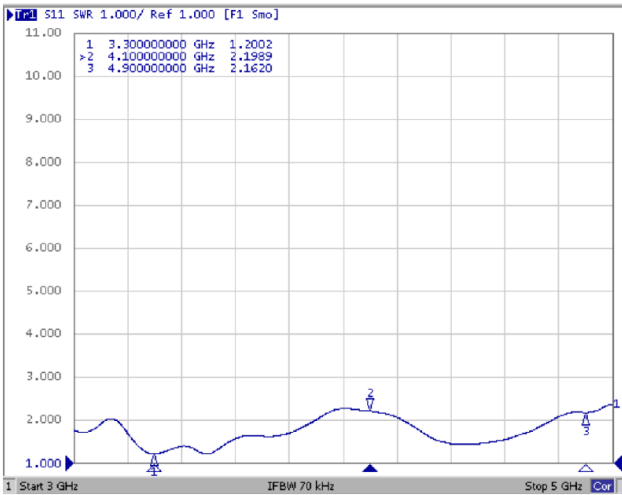
Return Loss S11



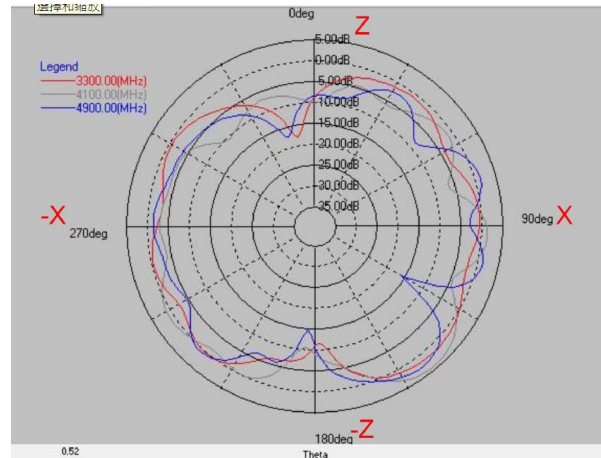
Experimental Setup



VSWR

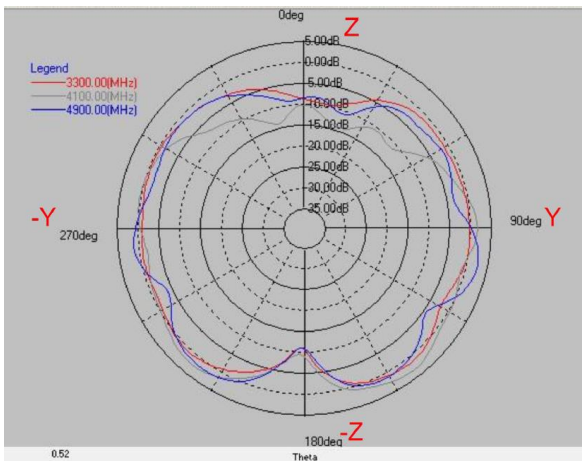


2D Gain Pattern_Antenna_ZX Cut (Phi=0)



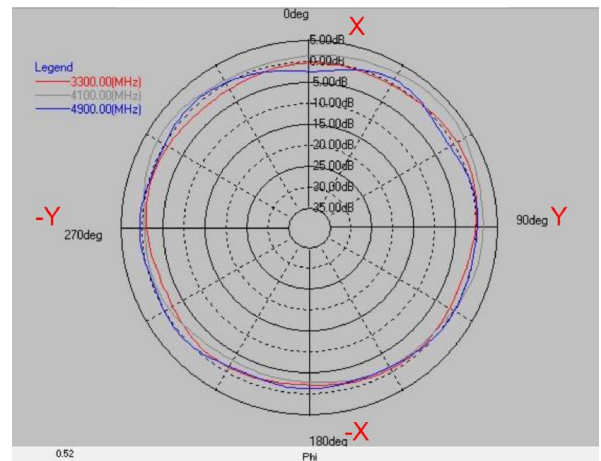
Layer	Max value	Min value	Average
3300(MHz)	1.64 dB	-18.30 dB	-2.05 dB
4100(MHz)	4.25 dB	-10.87 dB	-1.96 dB
4900(MHz)	2.55 dB	-17.75 dB	-2.61 dB

2D Gain Pattern_Antenna_ZY Cut (Phi=90)



Layer	Max value	Min value	Average
3300(MHz)	1.20 dB	-11.32 dB	-1.61 dB
4100(MHz)	3.09 dB	-14.42 dB	-1.47 dB
4900(MHz)	2.63 dB	-11.22 dB	-1.61 dB

2D Gain Pattern_Antenna_XY Cut (Theta=90)

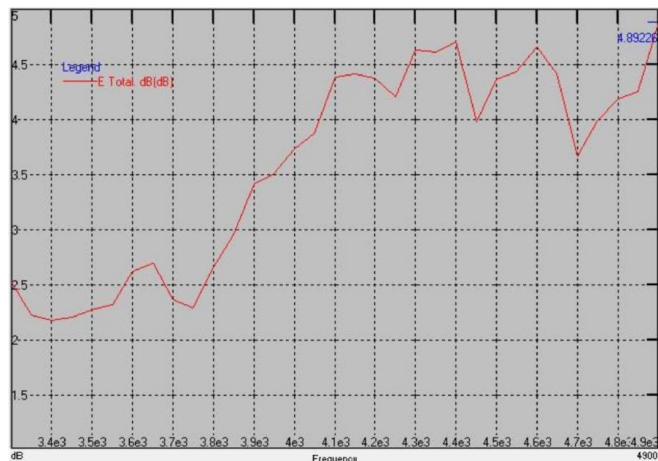


Layer	Max value	Min value	Average
3300(MHz)	1.04 dB	-2.36 dB	-0.90 dB
4100(MHz)	3.30 dB	-3.22 dB	0.54 dB
4900(MHz)	0.90 dB	-2.60 dB	-0.39 dB

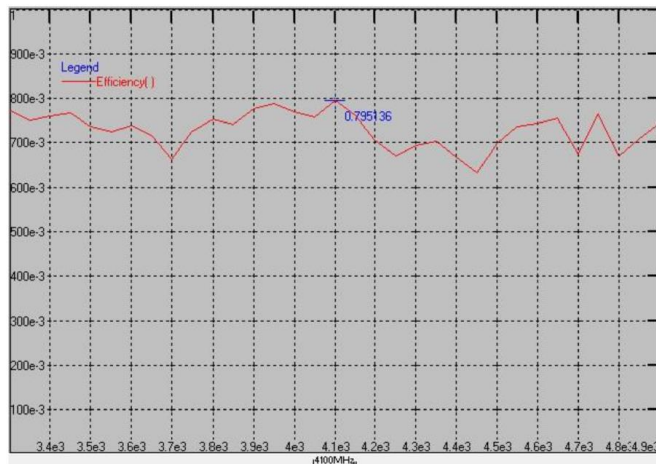
Please be sure to request approval specifications that provide further details of the products. Kindly note that the content of these specifications are subject to change or may be discontinued without prior notice. This product may not be designed/used in medical or high risk applications without Chilisin approval. Please contact our sales department before ordering.

External Antenna BTEA Series

3D Peak Gain



3D Efficiency

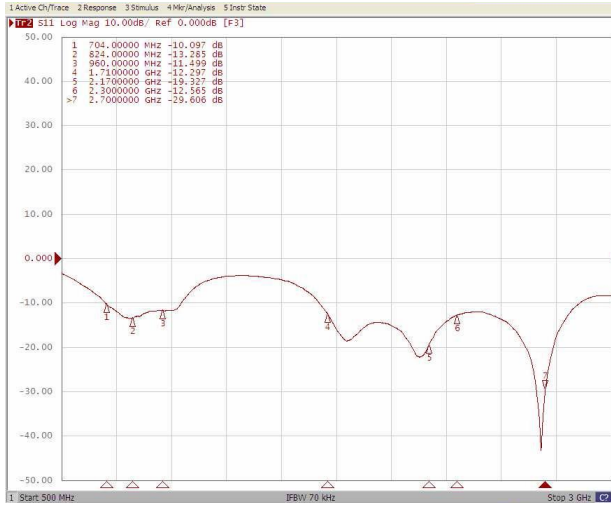


Frequency (MHz)	Peak Gain (dBi)	Efficiency (%)	Frequency (MHz)	Peak Gain (dBi)	Efficiency (%)
3300	2.51	77	4200	4.38	70
3400	2.17	76	4300	4.63	69
3500	2.27	74	4400	4.71	67
3600	2.62	74	4500	4.37	70
3700	2.37	66	4600	4.66	74
3800	2.66	75	4700	3.67	68
3900	3.42	78	4800	4.19	67
4000	3.74	77	4900	4.89	74
4100	4.39	80			

Please be sure to request approval specifications that provide further details of the products. Kindly note that the content of these specifications are subject to change or may be discontinued without prior notice. This product may not be designed/used in medical or high risk applications without Chilisin approval. Please contact our sales department before ordering.

BTEA0020104G0R2A02

Return Loss



VSWR



Antenna Efficiency Peak Gain

Frequency (MHz)	TRP (dBi)	Peak EIRP (dBi)	E-Theta Peak Gain (dBi)	E-Phi Peak Gain (dBi)	E-Total Peak Gain (dBi)	Efficiency (%)
700	-2.82	0.83	0.43	-1.96	0.83	52.28
704	-2.64	0.98	0.55	-1.53	0.98	54.47
710	-2.39	1.23	0.69	-0.82	1.23	57.66
716	-2.05	1.57	0.75	-0.08	1.57	62.4
734	-1.53	2.61	1.53	1.25	2.61	70.28
740	-1.57	2.6	1.62	1.23	2.6	69.7
746	-1.69	2.43	1.45	1.21	2.43	67.84
751	-1.76	2.31	1.32	1.34	2.31	66.71
756	-1.88	2.21	1.16	1.4	2.21	64.8
777	-2.06	1.94	0.15	1.58	1.94	62.21
782	-2.07	1.8	0.11	1.46	1.8	62.02
787	-2.11	1.56	0.13	1.28	1.56	61.48
791	-2.21	1.31	0.06	1.06	1.31	60.18
806	-2.85	0.58	-0.1	0.02	0.58	51.86
821	-3.72	-0.34	-0.87	-1.47	-0.34	42.4
824	-3.87	-0.34	-1.06	-1.48	-0.34	40.97
836	-4.29	-0.48	-1	-1.5	-0.48	37.25
849	-4.05	-0.03	-0.71	-1.34	-0.03	39.36
862	-3.31	0.59	-0.27	-0.66	0.59	46.67
869	-2.96	0.91	-0.07	-0.41	0.91	50.58
880	-2.6	0.92	0.36	-0.73	0.92	54.92
894	-2.35	1.54	0.67	-0.34	1.54	58.1
900	-2.25	1.74	0.71	0.01	1.74	59.6
915	-2.05	2.34	0.66	0.93	2.34	62.33
925	-1.72	3.02	1.11	1.63	2.15	67.22
940	-1.15	4.2	1.54	2.97	2.31	76.81
960	-0.99	4.13	1.5	3.39	2.45	79.54

External Antenna BTEA Series

Antenna Efficiency Peak Gain

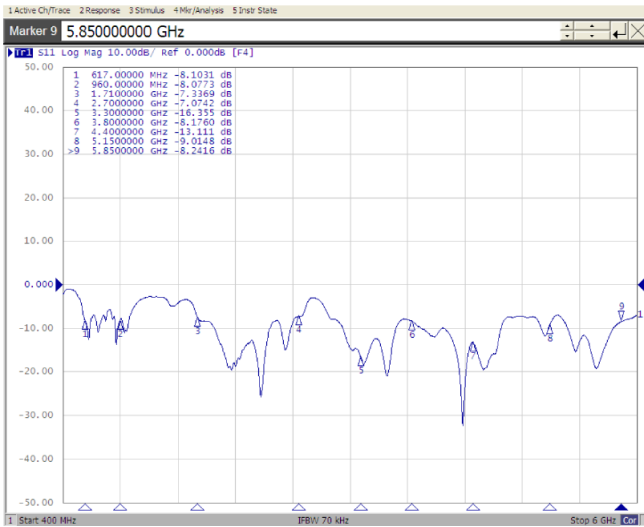
Frequency (MHz)	TRP (dBi)	Peak EIRP (dBi)	E-Theta Peak Gain (dBi)	E-Phi Peak Gain (dBi)	E-Total Peak Gain (dBi)	Efficiency (%)
1500	-4.62	0.3	-2.05	-2.12	0.3	34.5
1565	-3.46	0.21	-1.1	-1.69	0.21	45.03
1575	-2.95	1.11	-0.13	-0.88	1.11	50.73
1585	-2.39	2.09	0.82	-0.41	2.09	57.62
1592	-2.23	2.51	1.46	0.08	2.51	59.89
1602	-2.37	2.81	1.09	-0.13	2.81	57.95
1612	-3.15	2.05	0.61	-1.08	2.05	48.45
1710	-1.95	2.89	2.6	0.9	2.89	63.8
1730	-1.67	2.66	2.56	0.85	2.66	68.06
1750	-1.71	3.08	2.94	1.14	3.08	67.39
1770	-1.6	3.01	2.5	2.04	3.01	69.13
1785	-1.5	3.2	1.91	2.18	3.2	70.82
1805	-1.8	2.7	2.01	1.19	2.7	66.07
1840	-2.68	2.64	0.13	2.52	2.64	54
1850	-2.72	3.16	-0.39	2.9	3.16	53.4
1880	-1.79	3.41	1.91	3.04	3.41	66.21
1910	-1.5	3.51	1.95	2.62	3.51	70.78
1920	-1.43	2.97	2.07	2.06	2.97	71.91
1930	-1.49	3.15	2.12	2.01	3.15	70.99
1950	-1.37	2.8	2.05	2.1	2.8	72.96
1960	-1.15	3.11	2.09	2.37	3.11	76.8
1980	-0.989	2.91	2.34	2.31	2.91	79.8
1990	-0.72	3.17	3.04	2.77	3.17	84.78
2010	-0.7	3.3	3.03	2.38	3.3	85.11
2018	-0.73	3.43	3.16	2.52	3.43	84.55
2025	-0.73	3.35	3.09	2.07	3.35	84.44
2110	-0.85	3.55	2.9	3.11	3.55	82.27
2140	-0.95	4.33	2.9	4.06	4.33	80.28
2170	-1.2	4.05	2.28	3.91	4.05	75.9
2200	-1.29	3.01	2.22	2.45	3.01	74.27
2300	-1.02	4.51	2.04	3.7	4.51	78.98
2325	-1.36	3.87	1.32	3.45	3.87	73.13
2350	-1.44	4.01	1.34	3.76	4.01	71.72
2375	-1.23	3.42	0.67	2.58	3.42	75.29
2400	-0.87	3.89	1.14	3.23	3.89	81.88
2442	-1.12	3.7	0.88	3.33	3.72	77.2
2450	-1.09	3.46	1.26	3.29	3.46	77.75
2484	-1.06	3.19	0.61	2.48	3.19	78.36
2500	-1.31	3.28	1.03	3.14	3.28	73.96
2525	-1.4	3.41	0.67	3.28	3.41	72.4
2550	-1.34	4.01	1.2	3.79	4.01	73.4
2575	-1.22	3.97	0.55	3.79	3.97	75.56
2600	-1.57	3.8	1.02	3.78	3.8	69.7
2625	-2.05	3.05	0.7	2.99	3.05	62.39
2650	-2.35	2.89	0.27	2.43	2.89	58.19
2675	-2.48	3.37	-0.08	2.01	3.37	56.55
2700	-3.12	2.83	-0.06	1.57	2.83	48.8

Please be sure to request approval specifications that provide further details of the products. Kindly note that the content of these specifications are subject to change or may be discontinued without prior notice. This product may not be designed/used in medical or high risk applications without Chilisin approval. Please contact our sales department before ordering.


Downloaded From Oneyac.com

BTEA0020106G0R2A01

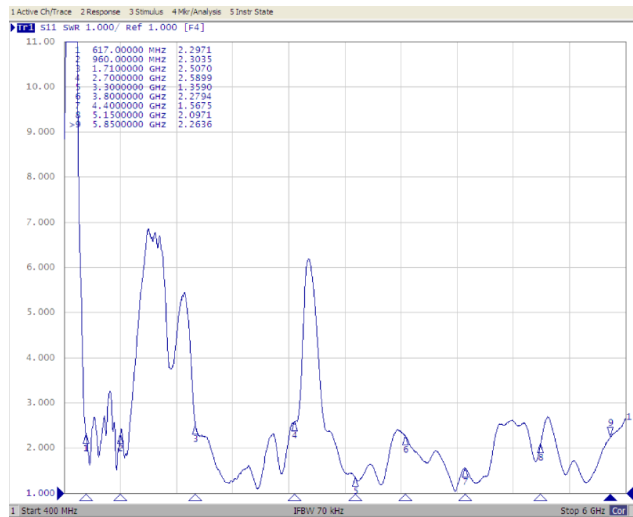
Return Loss



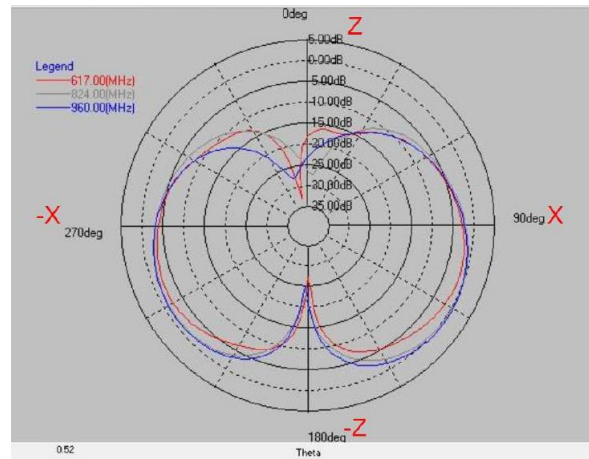
Experimental Setup



VSWR

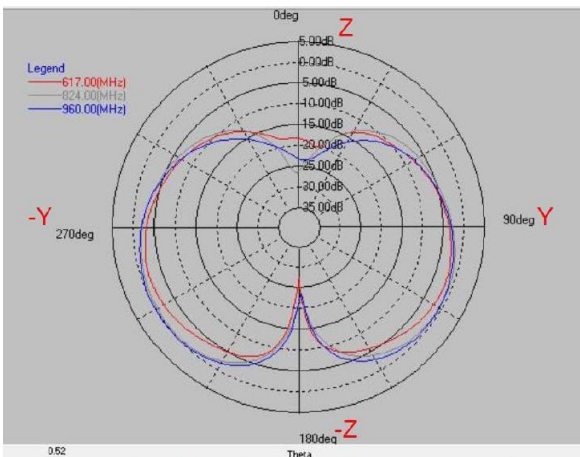


2D Gain Pattern_Antenna_ZX Cut (Phi=0)



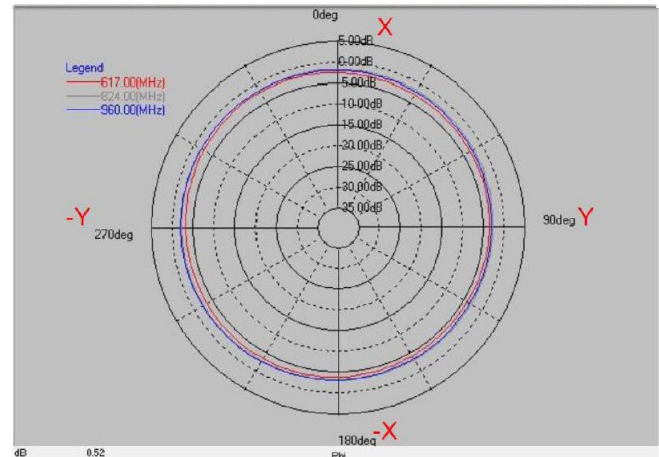
Layer	Max value	Min value	Average
617(MHz)	-1.39 dB	-33.33 dB	-5.85 dB
824(MHz)	0.22 dB	-27.68 dB	-4.37 dB
960(MHz)	0.42 dB	-28.14 dB	-4.28 dB

2D Gain Pattern_Antenna_ZY Cut (Phi=90)



Layer	Max value	Min value	Average
617(MHz)	-1.80 dB	-27.56 dB	-5.79 dB
824(MHz)	-0.32 dB	-27.04 dB	-4.34 dB
960(MHz)	0.09 dB	-23.93 dB	-4.21 dB

2D Gain Pattern_Antenna_XY Cut (Theta=90)

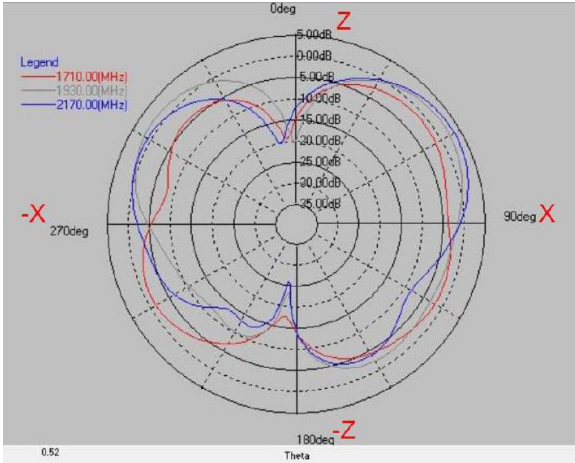


Layer	Max value	Min value	Average
617(MHz)	-2.37 dB	-4.29 dB	-3.32 dB
824(MHz)	-1.85 dB	-3.26 dB	-2.46 dB
960(MHz)	-1.93 dB	-3.48 dB	-2.58 dB

Please be sure to request approval specifications that provide further details of the products. Kindly note that the content of these specifications are subject to change or may be discontinued without prior notice. This product may not be designed/used in medical or high risk applications without Chilisin approval. Please contact our sales department before ordering.

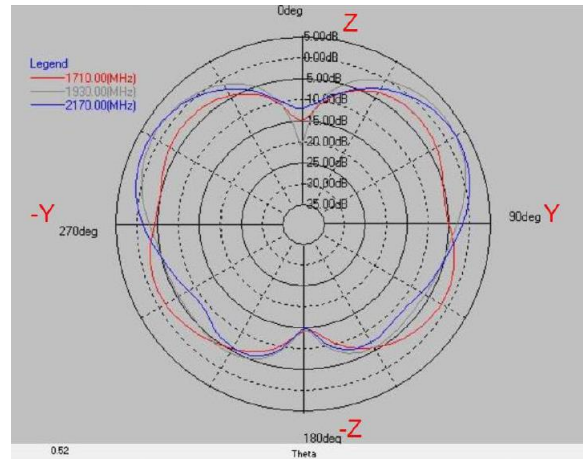
External Antenna BTEA Series

2D Gain Pattern_Antenna_ZX Cut (Phi=0)



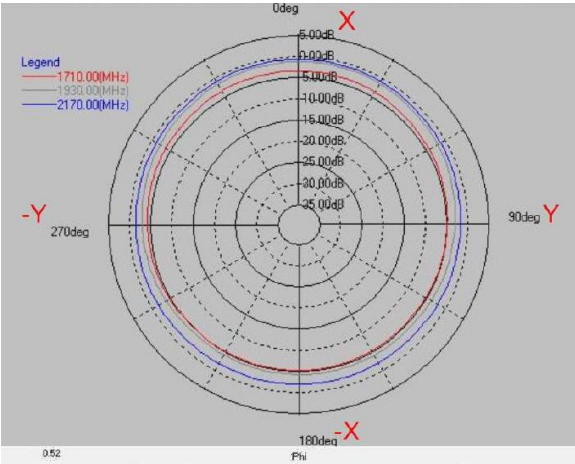
Layer	Max value	Min value	Average
1710(MHz)	-1.27 dB	-19.63 dB	-4.33 dB
1930(MHz)	2.35 dB	-23.75 dB	-2.26 dB
2170(MHz)	3.54 dB	-26.16 dB	-2.41 dB

2D Gain Pattern_Antenna_ZY Cut (Phi=90)



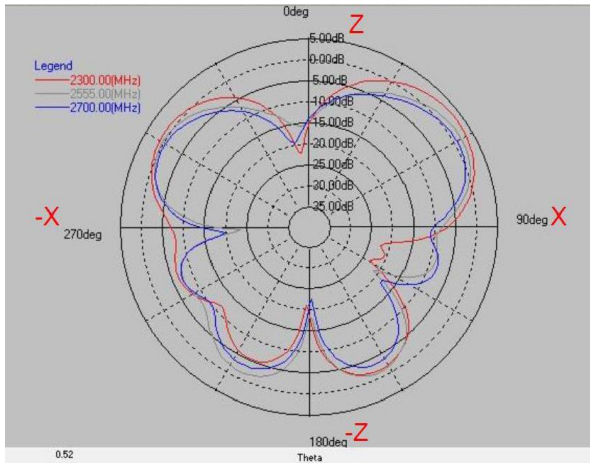
Layer	Max value	Min value	Average
1710(MHz)	-1.65 dB	-15.05 dB	-4.37 dB
1930(MHz)	2.59 dB	-21.40 dB	-2.33 dB
2170(MHz)	3.43 dB	-15.04 dB	-2.50 dB

2D Gain Pattern_Antenna_XY Cut (Theta=90)



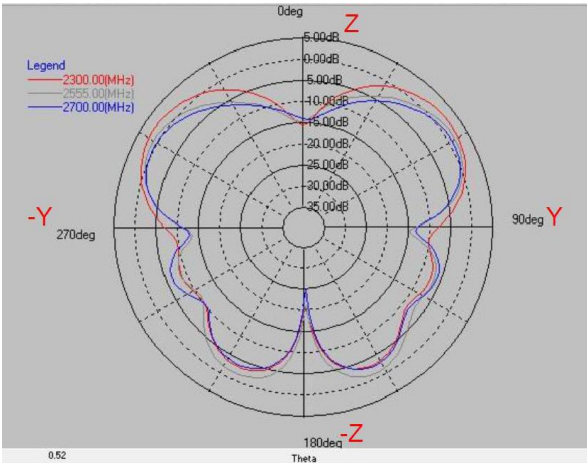
Layer	Max value	Min value	Average
1710(MHz)	-3.57 dB	-5.49 dB	-4.49 dB
1930(MHz)	-1.45 dB	-4.54 dB	-2.85 dB
2170(MHz)	-0.91 dB	-2.21 dB	-1.53 dB

2D Gain Pattern_Antenna_ZX Cut (Phi=0)



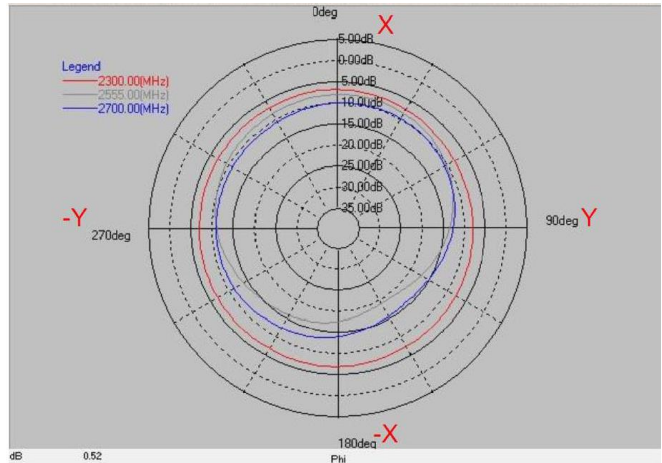
Layer	Max value	Min value	Average
2300(MHz)	3.48 dB	-23.31 dB	-2.83 dB
2555(MHz)	2.02 dB	-23.64 dB	-3.80 dB
2700(MHz)	0.79 dB	-22.71 dB	-4.96 dB

2D Gain Pattern_Antenna_ZY Cut (Phi=90)



Layer	Max value	Min value	Average
2300(MHz)	2.66 dB	-20.71 dB	-2.81 dB
2555(MHz)	1.64 dB	-21.35 dB	-3.69 dB
2700(MHz)	0.80 dB	-25.15 dB	-4.63 dB

2D Gain Pattern_Antenna_XY Cut (Theta=90)

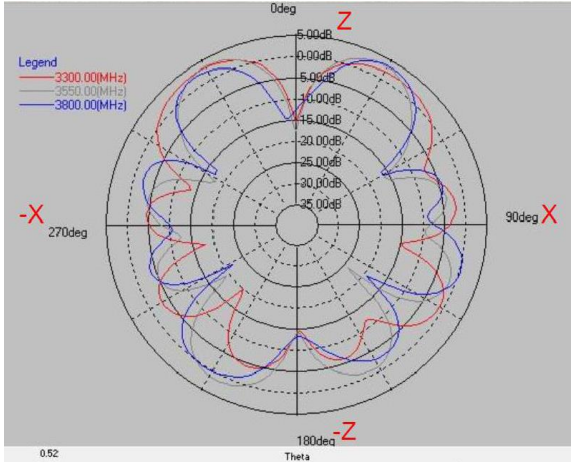


Layer	Max value	Min value	Average
2300(MHz)	-6.96 dB	-8.08 dB	-7.33 dB
2555(MHz)	-8.25 dB	-19.35 dB	-11.43 dB
2700(MHz)	-10.03 dB	-16.08 dB	-11.84 dB

Please be sure to request approval specifications that provide further details of the products. Kindly note that the content of these specifications are subject to change or may be discontinued without prior notice. This product may not be designed/used in medical or high risk applications without Chilisin approval. Please contact our sales department before ordering.

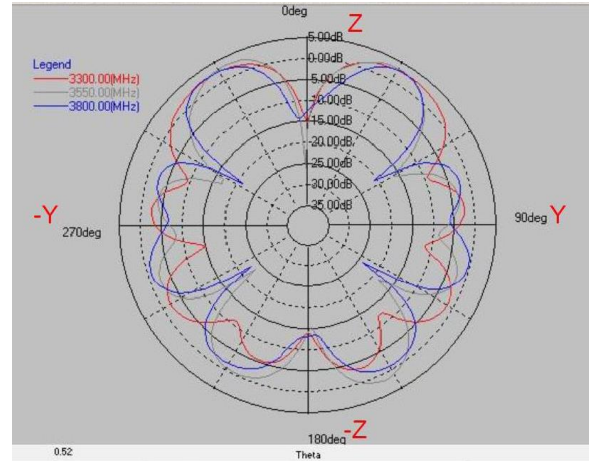
External Antenna BTEA Series

2D Gain Pattern_Antenna_ZX Cut (Phi=0)



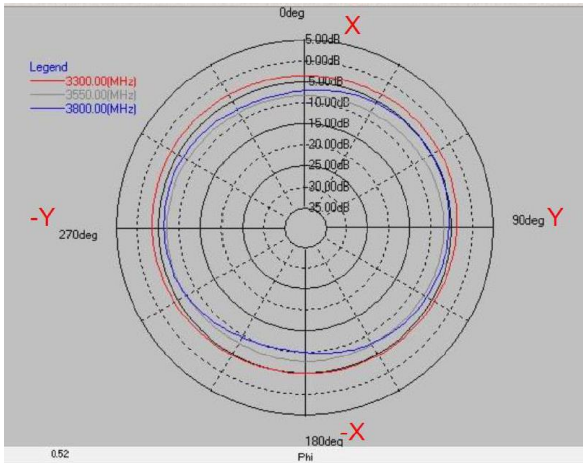
Layer	Max value	Min value	Average
3300(MHz)	3.07 dB	-20.14 dB	-2.57 dB
3550(MHz)	3.26 dB	-24.17 dB	-2.51 dB
3800(MHz)	3.43 dB	-22.01 dB	-2.77 dB

2D Gain Pattern_Antenna_ZY Cut (Phi=90)



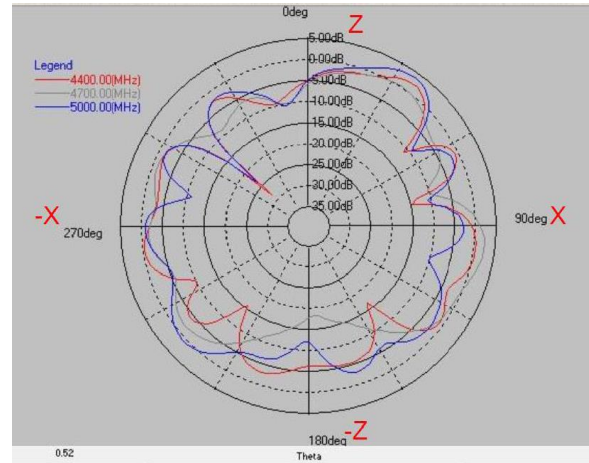
Layer	Max value	Min value	Average
3300(MHz)	2.85 dB	-15.41 dB	-2.31 dB
3550(MHz)	3.17 dB	-26.31 dB	-2.40 dB
3800(MHz)	3.01 dB	-24.18 dB	-2.64 dB

2D Gain Pattern_Antenna_XY Cut (Theta=90)



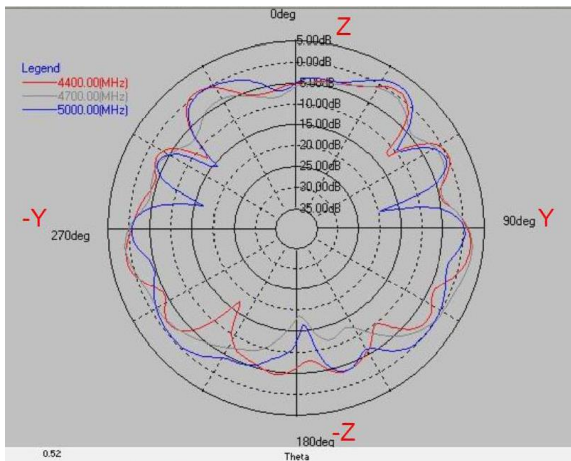
Layer	Max value	Min value	Average
3300(MHz)	-3.08 dB	-5.14 dB	-3.90 dB
3550(MHz)	-6.85 dB	-8.46 dB	-7.70 dB
3800(MHz)	-5.16 dB	-10.45 dB	-6.92 dB

2D Gain Pattern_Antenna_ZX Cut (Phi=0)



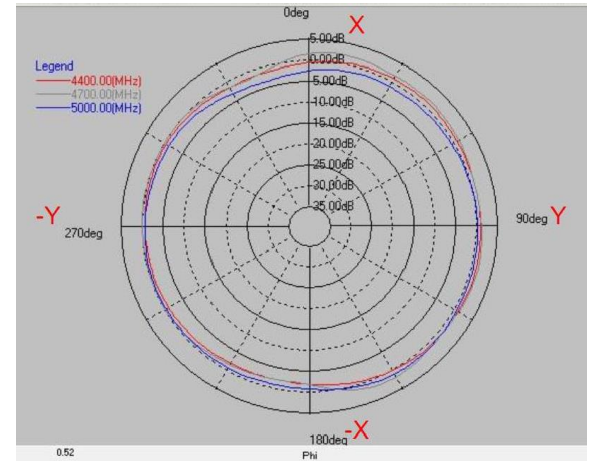
Layer	Max value	Min value	Average
4400(MHz)	2.11 dB	-28.32 dB	-3.34 dB
4700(MHz)	2.51 dB	-18.54 dB	-3.40 dB
5000(MHz)	3.59 dB	-23.84 dB	-3.01 dB

2D Gain Pattern_Antenna_ZY Cut (Phi=90)



Layer	Max value	Min value	Average
4400(MHz)	1.97 dB	-17.60 dB	-2.70 dB
4700(MHz)	2.50 dB	-18.71 dB	-2.84 dB
5000(MHz)	2.13 dB	-19.53 dB	-2.61 dB

2D Gain Pattern_Antenna_XY Cut (Theta=90)

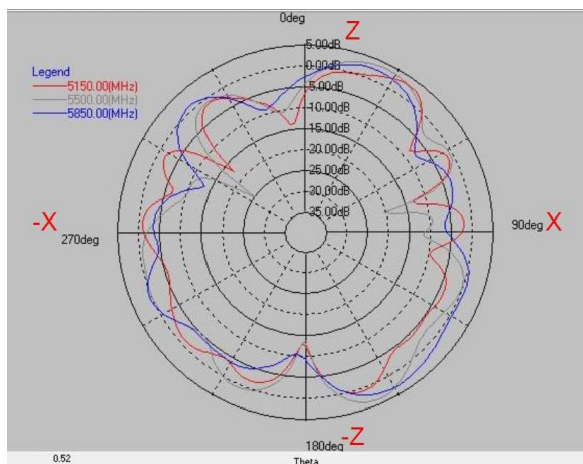


Layer	Max value	Min value	Average
4400(MHz)	1.22 dB	-2.37 dB	-0.27 dB
4700(MHz)	1.93 dB	-2.41 dB	0.43 dB
5000(MHz)	1.00 dB	-3.76 dB	-0.68 dB

Please be sure to request approval specifications that provide further details of the products. Kindly note that the content of these specifications are subject to change or may be discontinued without prior notice. This product may not be designed/used in medical or high risk applications without Chilisin approval. Please contact our sales department before ordering.

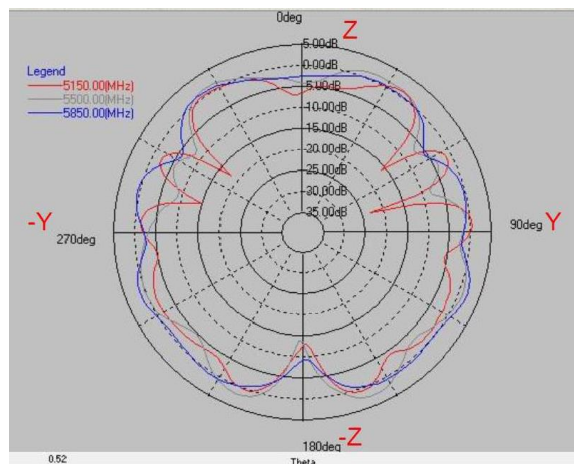
External Antenna BTEA Series

2D Gain Pattern_Antenna_ZX Cut (Phi=0)



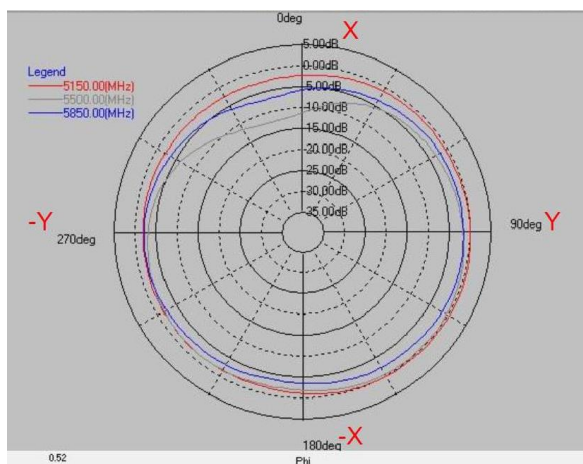
Layer	Max value	Min value	Average
5150(MHz)	3.06 dB	-17.47 dB	-2.82 dB
5500(MHz)	3.71 dB	-25.19 dB	-1.36 dB
5850(MHz)	2.94 dB	-13.40 dB	-1.46 dB

2D Gain Pattern_Antenna_ZY Cut (Phi=90)



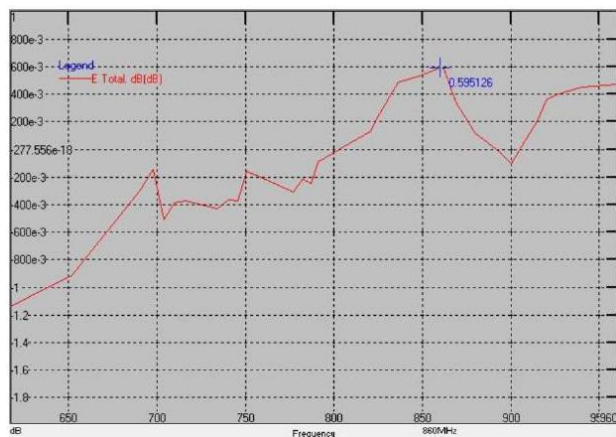
Layer	Max value	Min value	Average
5150(MHz)	1.20 dB	-23.10 dB	-2.62 dB
5500(MHz)	2.46 dB	-13.93 dB	-1.33 dB
5850(MHz)	2.03 dB	-9.55 dB	-0.79 dB

2D Gain Pattern_Antenna_XY Cut (Theta=90)

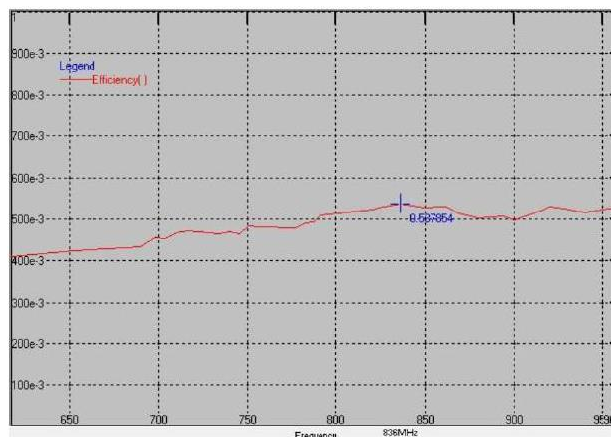


Layer	Max value	Min value	Average
5150(MHz)	0.43 dB	-2.78 dB	-1.15 dB
5500(MHz)	-0.23 dB	-12.82 dB	-3.00 dB
5850(MHz)	-1.38 dB	-7.14 dB	-2.99 dB

3D Peak Gain



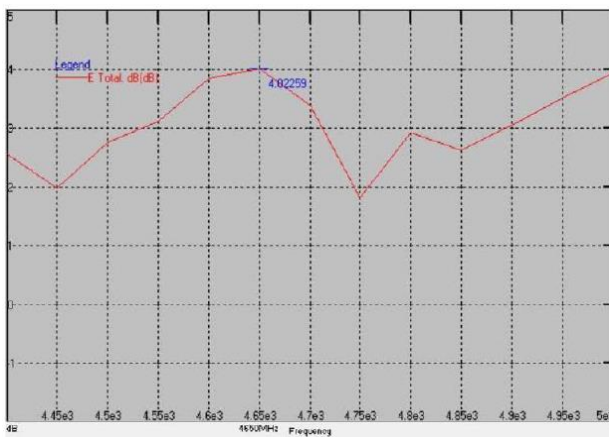
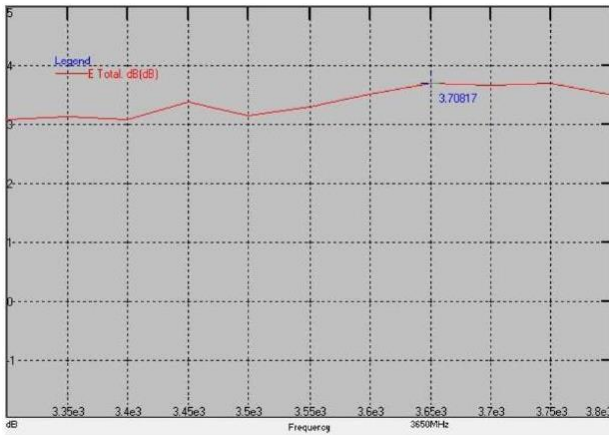
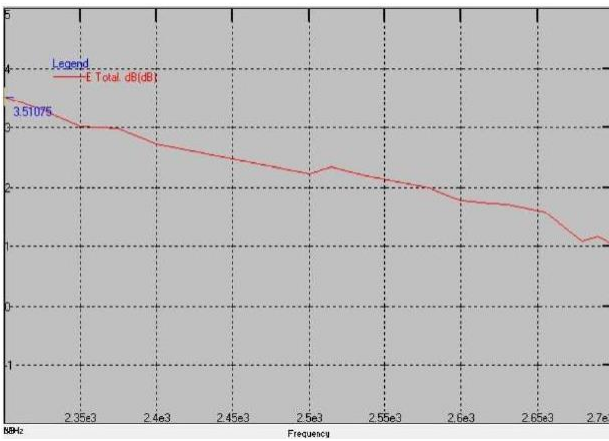
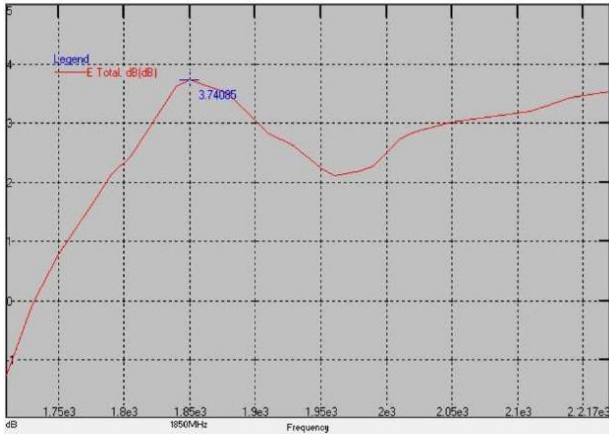
3D Efficiency



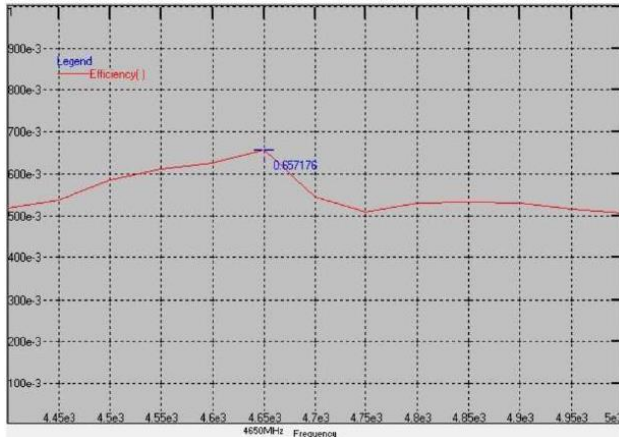
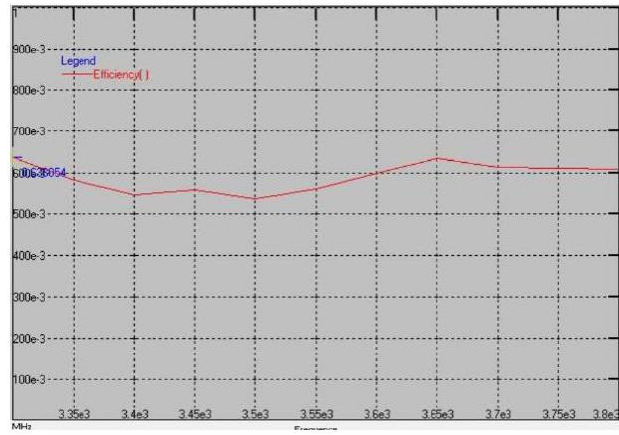
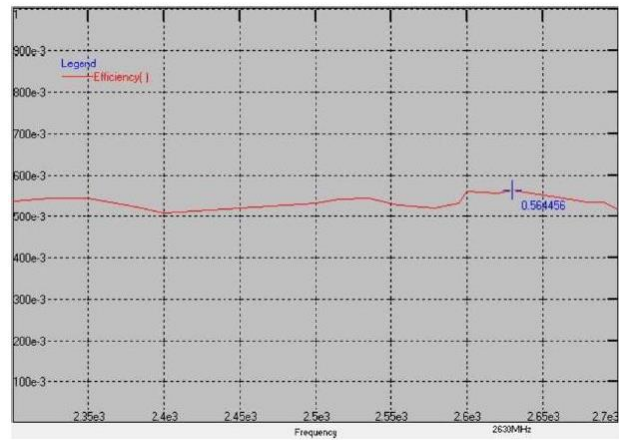
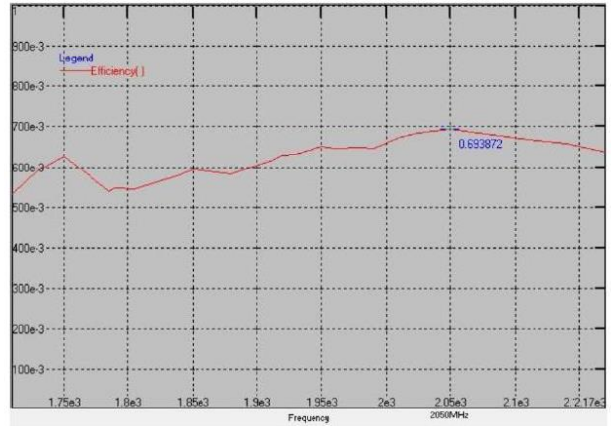
Please be sure to request approval specifications that provide further details of the products. Kindly note that the content of these specifications are subject to change or may be discontinued without prior notice. This product may not be designed/used in medical or high risk applications without Chilisin approval. Please contact our sales department before ordering.

External Antenna BTEA Series

3D Peak Gain



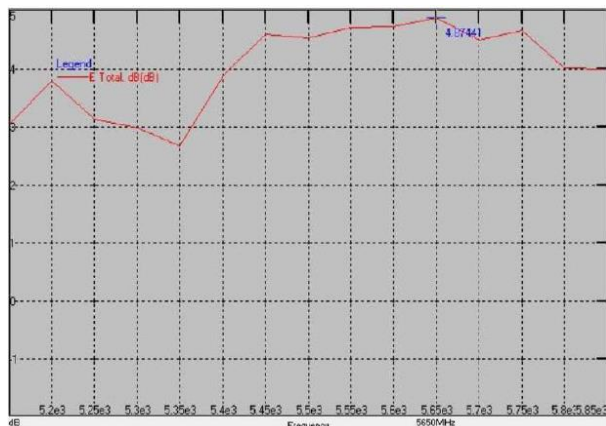
3D Efficiency



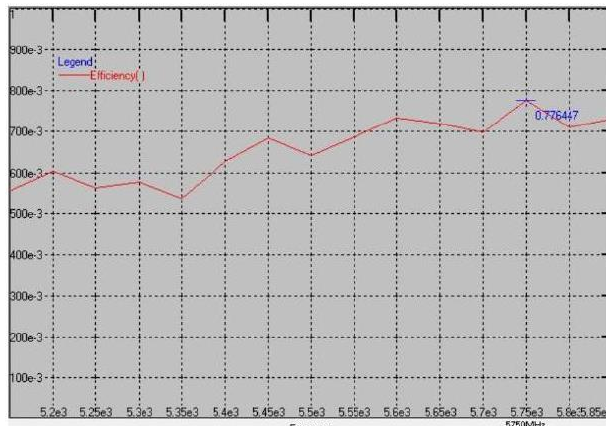
Please be sure to request approval specifications that provide further details of the products. Kindly note that the content of these specifications are subject to change or may be discontinued without prior notice. This product may not be designed/used in medical or high risk applications without Chilisin approval. Please contact our sales department before ordering.

External Antenna BTEA Series

3D Peak Gain



3D Efficiency

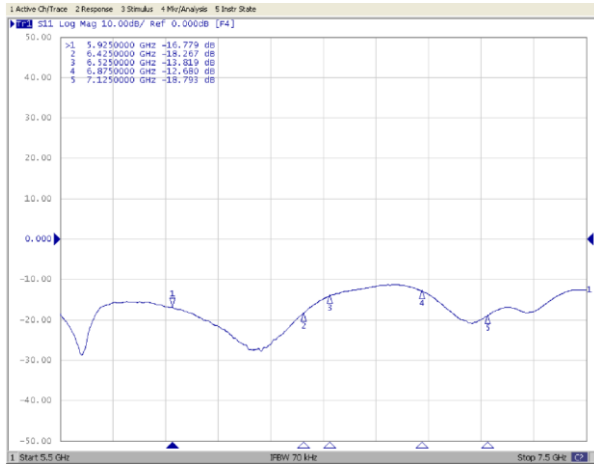


Frequency (MHz)	Peak Gain (dBi)	Efficiency (%)	Frequency (MHz)	Peak Gain (dBi)	Efficiency (%)	Frequency (MHz)	Peak Gain (dBi)	Efficiency (%)
617	-1.14	41	2050	3.03	69	3750	3.70	61
690	-0.30	43	2110	3.21	67	3800	3.50	61
710	-0.39	45	2140	3.43	66	4400	2.56	52
716	-0.38	47	2170	3.54	64	4450	1.99	54
740	-0.36	47	2300	3.51	54	4500	2.75	59
756	-0.19	47	2325	3.30	55	4550	3.12	61
791	-0.09	48	2350	3.03	54	4600	3.86	63
824	0.22	51	2375	2.99	53	4650	4.02	66
836	0.48	53	2400	2.72	51	4700	3.39	54
869	0.34	54	2500	2.23	53	4750	1.81	51
880	0.12	51	2515	2.34	54	4800	2.92	53
894	-0.02	50	2535	2.21	54	4850	2.62	53
915	0.21	51	2555	2.12	53	4900	3.06	53
920	0.36	50	2579	1.99	52	4950	3.51	52
925	0.40	52	2595	1.83	53	5000	3.96	51
940	0.45	53	2620	1.73	56	5150	3.06	56
960	0.47	53	2630	1.71	56	5200	3.81	60
1710	-1.27	53	2655	1.59	55	5250	3.14	56
1750	0.79	63	2680	1.08	54	5300	3.00	58
1785	1.95	54	2690	1.17	53	5350	2.67	54
1805	2.44	54	2700	1.03	52	5400	3.88	63
1840	3.62	58	3300	3.09	64	5450	4.60	69
1880	3.50	58	3350	3.14	58	5500	4.52	64
1910	2.82	62	3400	3.09	55	5550	4.71	69
1930	2.60	63	3450	3.39	56	5600	4.73	73
1950	2.25	65	3500	3.15	54	5650	4.87	72
1980	2.20	65	3550	3.30	56	5700	4.49	70
1990	2.28	65	3600	3.52	60	5750	4.66	78
2010	2.73	67	3650	3.71	63	5800	4.01	71
2025	2.87	69	3700	3.67	61	5850	3.99	73


Please be sure to request approval specifications that provide further details of the products. Kindly note that the content of these specifications are subject to change or may be discontinued without prior notice. This product may not be designed/used in medical or high risk applications without Chilisin approval. Please contact our sales department before ordering.

BTEA0020106G0R2A02

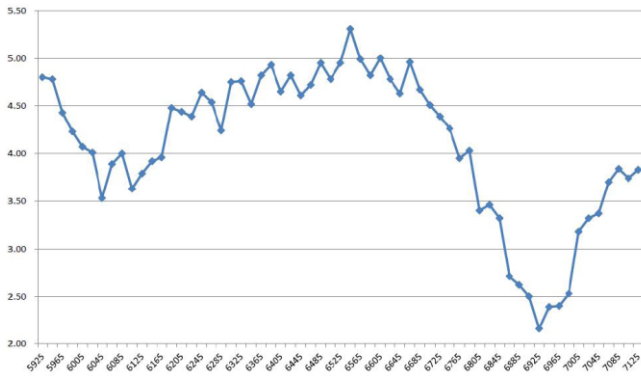
Return Loss S11



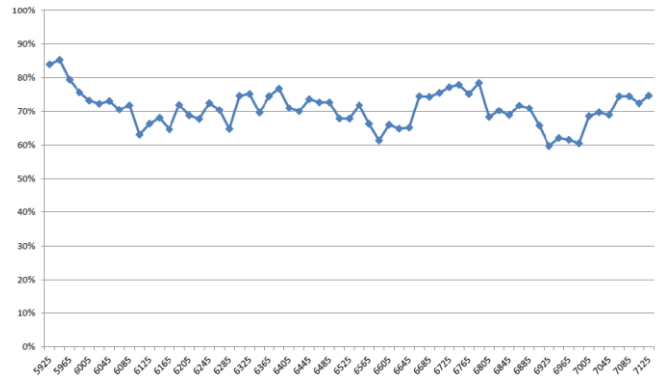
Experimental Setup



3D Peak Gain



3D Efficiency

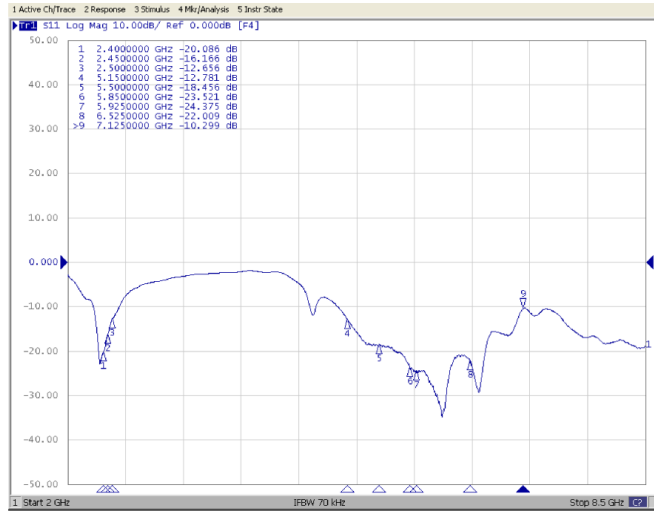


Frequency (MHz)	Peak Gain (dBi)	Efficiency (%)	Frequency (MHz)	Peak Gain (dBi)	Efficiency (%)	Frequency (MHz)	Peak Gain (dBi)	Efficiency (%)
5925	4.80	84	6345	4.52	70	6765	3.95	75
5945	4.78	85	6365	4.82	75	6785	4.03	78
5965	4.43	79	6385	4.93	77	6805	3.40	68
5985	4.23	76	6405	4.65	71	6825	3.46	70
6005	4.07	73	6425	4.82	70	6845	3.32	69
6025	4.01	72	6445	4.61	74	6865	2.71	72
6045	3.53	73	6465	4.72	73	6885	2.62	71
6065	3.89	70	6485	4.95	73	6905	2.50	66
6085	4.00	72	6505	4.78	68	6925	2.16	60
6105	3.63	63	6525	4.95	68	6945	2.39	62
6125	3.79	66	6545	5.31	72	6965	2.40	62
6145	3.92	68	6565	4.99	66	6985	2.53	60
6165	3.96	65	6585	4.82	61	7005	3.18	69
6185	4.48	72	6605	5.00	66	7025	3.32	70
6205	4.44	69	6625	4.78	65	7045	3.37	69
6225	4.39	68	6645	4.63	65	7065	3.70	75
6245	4.64	73	6665	4.96	75	7085	3.84	75
6265	4.54	70	6685	4.67	74	7105	3.74	72
6285	4.24	65	6705	4.51	76	7125	3.83	75
6305	4.75	75	6725	4.39	77			
6325	4.76	75	6745	4.26	78			


Please be sure to request approval specifications that provide further details of the products. Kindly note that the content of these specifications are subject to change or may be discontinued without prior notice. This product may not be designed/used in medical or high risk applications without Chilisin approval. Please contact our sales department before ordering.

BTEA0020106G0R2A05

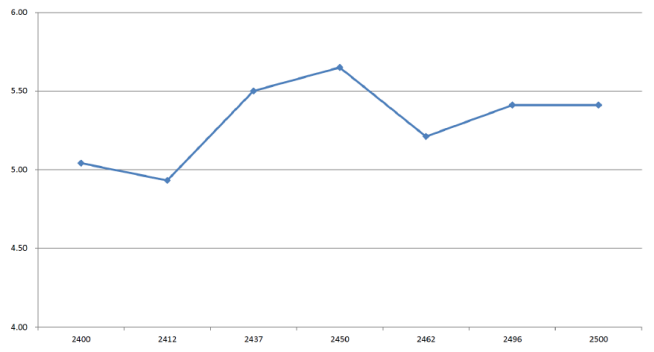
Return Loss S11



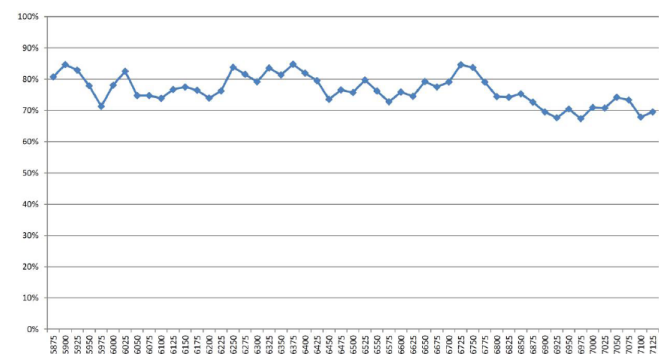
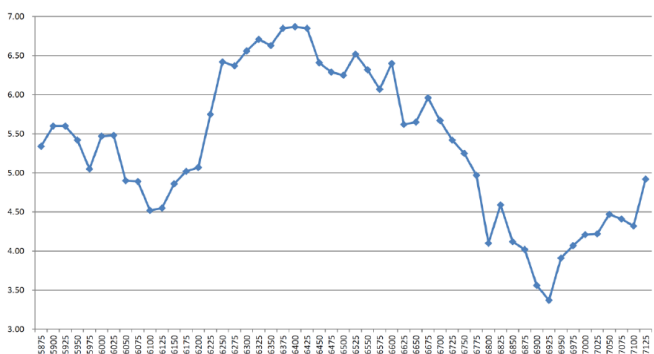
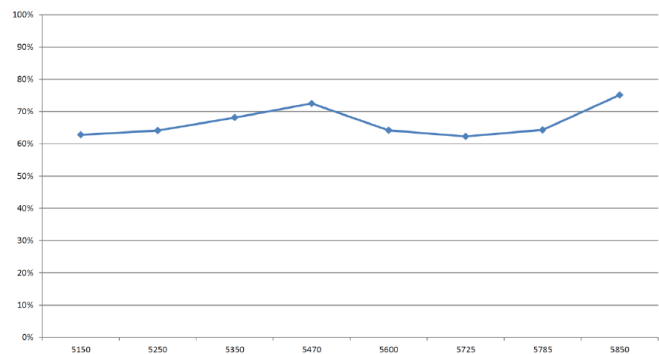
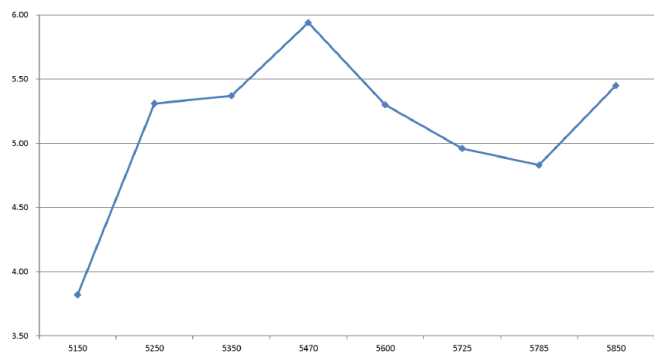
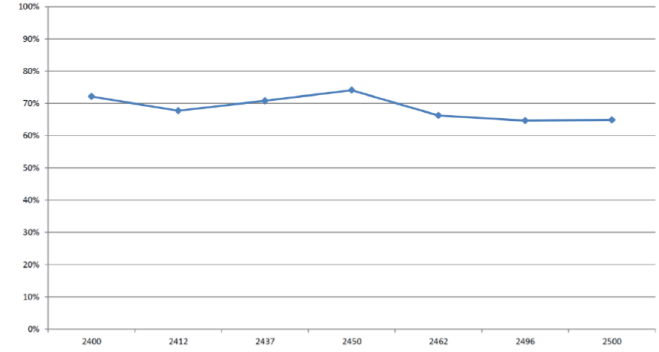
Experimental Setup



3D Peak Gain



3D Efficiency



Please be sure to request approval specifications that provide further details of the products. Kindly note that the content of these specifications are subject to change or may be discontinued without prior notice. This product may not be designed/used in medical or high risk applications without Chilisin approval. Please contact our sales department before ordering.

External Antenna BTEA Series

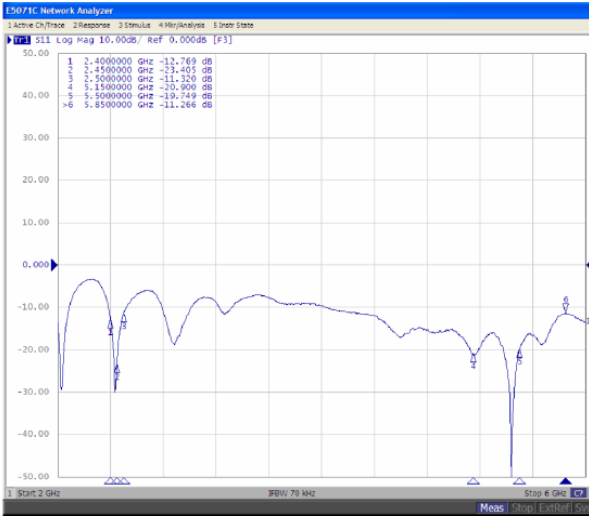
Frequency (MHz)	Peak Gain (dBi)	Efficiency (%)	Frequency (MHz)	Peak Gain (dBi)	Efficiency (%)	Frequency (MHz)	Peak Gain (dBi)	Efficiency (%)
2400	5.04	72	6050	4.90	75	6600	6.40	76
2412	4.93	68	6075	4.89	75	6625	5.62	75
2437	5.50	71	6100	4.52	74	6650	5.65	79
2450	5.65	74	6125	4.55	77	6675	5.96	78
2462	5.21	66	6150	4.86	78	6700	5.67	79
2496	5.41	65	6175	5.02	76	6725	5.42	85
2500	5.41	65	6200	5.07	74	6750	5.25	84
5150	3.82	63	6225	5.75	76	6775	4.97	79
5250	5.31	64	6250	6.42	84	6800	4.10	74
5350	5.37	68	6275	6.37	82	6825	4.59	74
5470	5.94	73	6300	6.56	79	6850	4.12	75
5600	5.30	64	6325	6.71	84	6875	4.02	73
5725	4.96	62	6350	6.63	81	6900	3.56	70
5785	4.83	64	6375	6.85	85	6925	3.37	68
5850	5.45	75	6400	6.87	82	6950	3.91	70
5875	5.34	81	6425	6.85	80	6975	4.07	67
5900	5.60	85	6450	6.41	74	7000	4.21	71
5925	5.60	83	6475	6.29	77	7025	4.22	71
5950	5.42	78	6500	6.25	76	7050	4.47	74
5975	5.05	71	6525	6.52	80	7075	4.41	73
6000	5.47	78	6550	6.32	76	7100	4.32	68
6025	5.48	83	6575	6.07	73	7125	4.92	70

Please be sure to request approval specifications that provide further details of the products. Kindly note that the content of these specifications are subject to change or may be discontinued without prior notice. This product may not be designed/used in medical or high risk applications without Chilisin approval. Please contact our sales department before ordering.

Downloaded From Oneyac.com

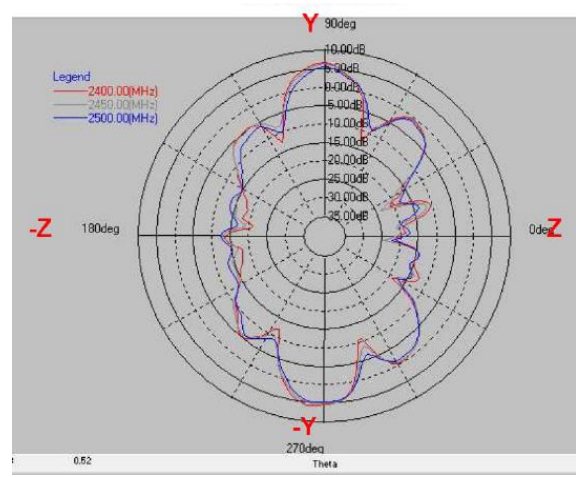
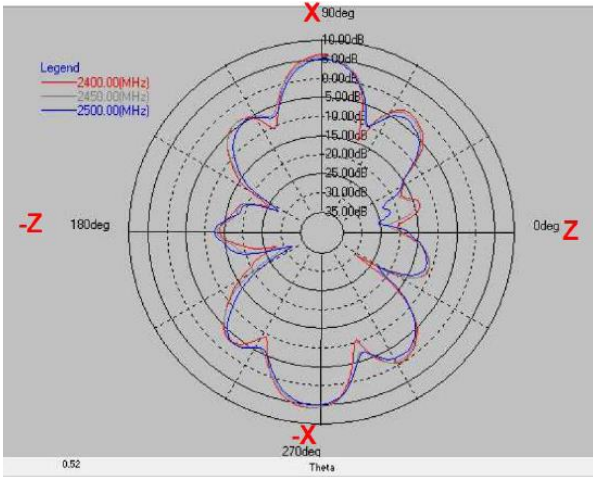
BTEA00271325GR2A03

Return Loss S11



Frequency(MHz): 2400~2500. Pattern Field: X-Z plane

Frequency(MHz): 2400~2500. Pattern Field: Y-Z plane

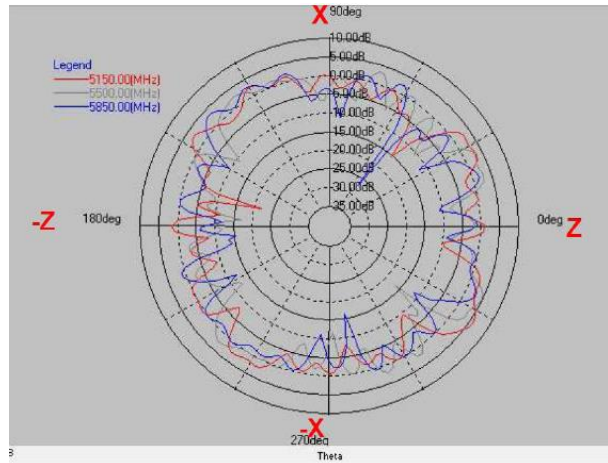
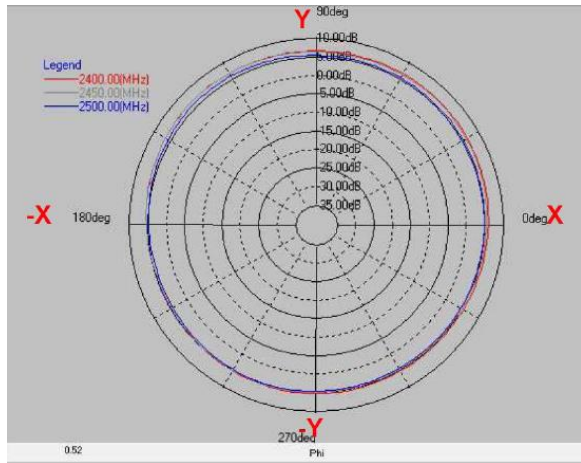


Layer	Max value	Min value	Average
2400(MHz)	6.00 dB	-29.73 dB	-2.29 dB
2450(MHz)	5.65 dB	-29.37 dB	-2.39 dB
2500(MHz)	4.97 dB	-32.12 dB	-3.07 dB

Layer	Max value	Min value	Average
2400(MHz)	6.34 dB	-21.38 dB	-2.36 dB
2450(MHz)	6.10 dB	-24.27 dB	-2.51 dB
2500(MHz)	5.19 dB	-22.16 dB	-3.04 dB

Frequency(MHz): 2400~2500. Pattern Field: X-Y plane

Frequency(MHz): 5150~5850. Pattern Field: X-Z plane



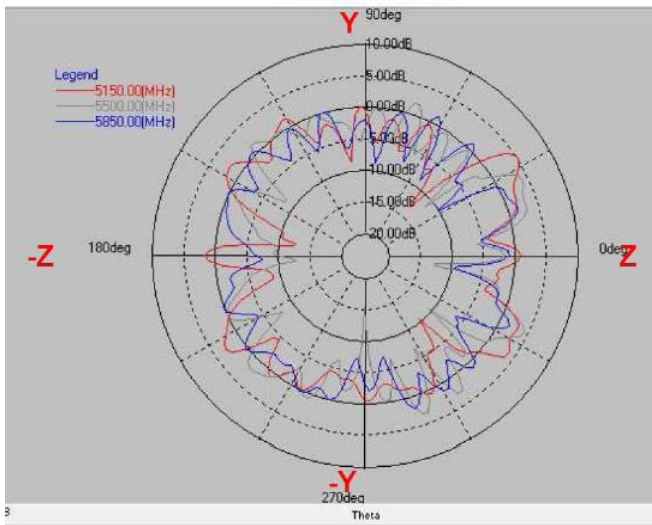
Layer	Max value	Min value	Average
2400(MHz)	6.71 dB	4.62 dB	5.79 dB
2450(MHz)	6.70 dB	4.43 dB	5.57 dB
2500(MHz)	5.84 dB	4.20 dB	4.92 dB

Layer	Max value	Min value	Average
5150(MHz)	5.91 dB	-21.93 dB	-0.60 dB
5500(MHz)	4.90 dB	-17.01 dB	-1.14 dB
5850(MHz)	3.15 dB	-27.21 dB	-1.72 dB

Please be sure to request approval specifications that provide further details of the products. Kindly note that the content of these specifications are subject to change or may be discontinued without prior notice. This product may not be designed/used in medical or high risk applications without Chilisin approval. Please contact our sales department before ordering.

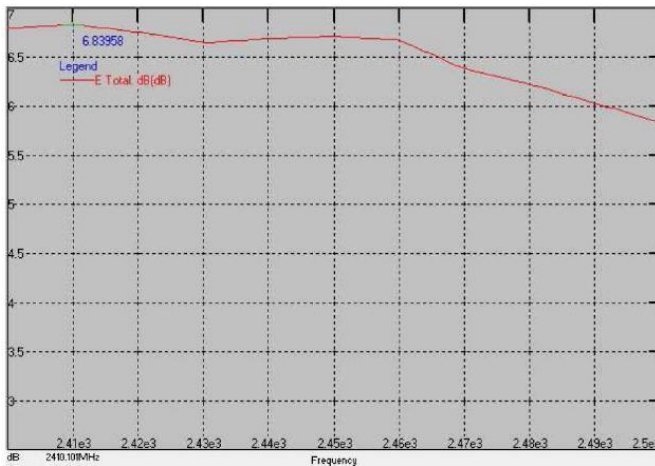
External Antenna BTEA Series

Frequency(MHz): 5150~5850. Pattern Field: Y-Z plane



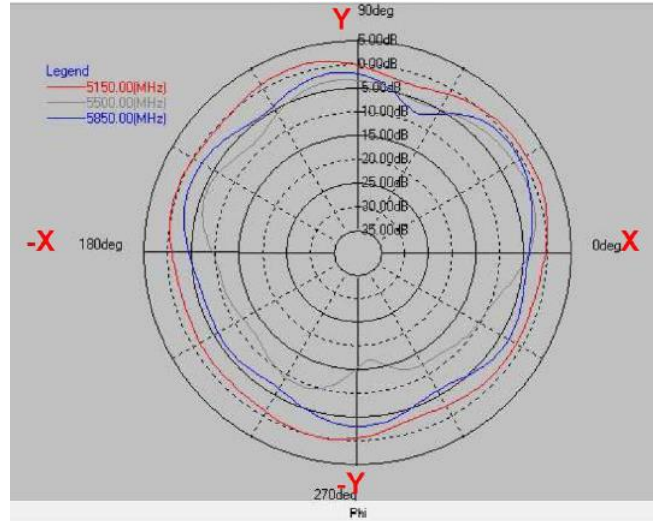
Layer	Max value	Min value	Average
5150(MHz)	5.02 dB	-13.25 dB	-0.85 dB
5500(MHz)	4.44 dB	-15.62 dB	-1.14 dB
5850(MHz)	1.87 dB	-10.07 dB	-1.75 dB

2.4G / Peak Gain



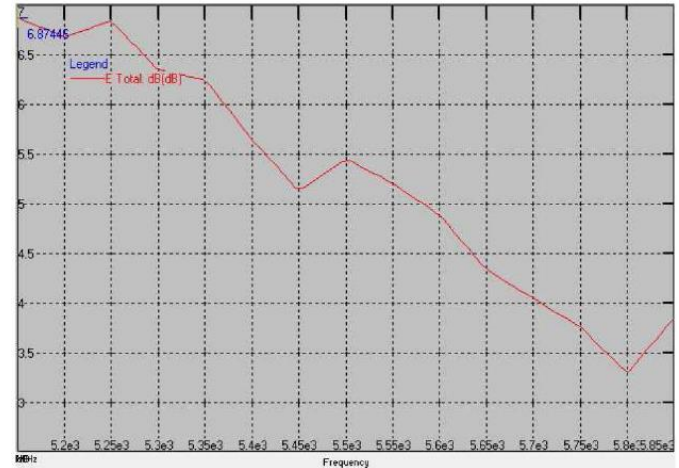
Peak Gain : Max 6.83 dBi

Frequency(MHz): 5150~5850. Pattern Field: X-Y plane



Layer	Max value	Min value	Average
5150(MHz)	1.32 dB	-2.94 dB	-0.60 dB
5500(MHz)	-1.36 dB	-17.19 dB	-6.32 dB
5850(MHz)	-0.40 dB	-7.88 dB	-3.67 dB

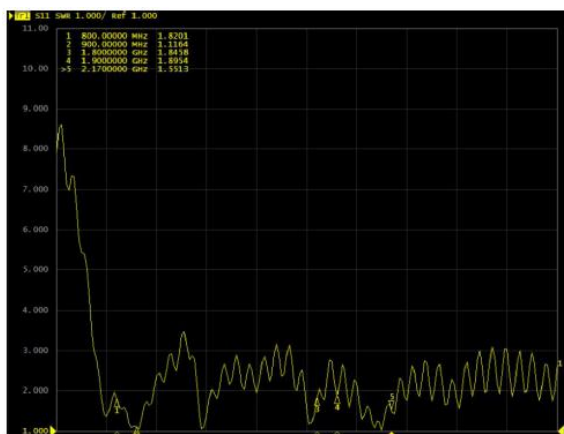
5G / Peak Gain



Peak Gain : Max 6.87 dBi

BTEA0027300G8R1A01

Return Loss S11



Please be sure to request approval specifications that provide further details of the products. Kindly note that the content of these specifications are subject to change or may be discontinued without prior notice. This product may not be designed/used in medical or high risk applications without Chilisin approval. Please contact our sales department before ordering.

单击下面可查看定价，库存，交付和生命周期等信息

[>>CHILISIN\(奇力新\)](#)