

## BWPS Series



BWPS series is the newest shielding type ferrite wire wound chip inductor. This wire wound ferrite construction provides extremely low DCR and high rating current.

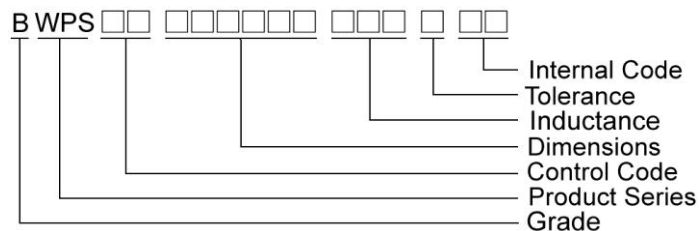
### Features

- RoHS compliant
- Shielded power inductors
- Specially designed ferrite cover provides magnetic shielding
- Best possible surface for pick and place handling

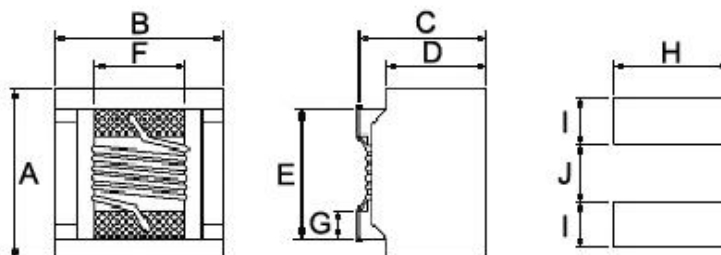
### Applications

- Notebook computers
- PC cards
- Wireless communication
- Handheld devices

### Product Identification



### Shape and Dimensions / Recommended Pattern



Dimensions in mm

TYPE	A Max	B Max	C Max	D	E	F	G	H	I	J
BWPS00383829	3.81	3.81	2.94	2.20	2.54	2.03	0.51	2.54	1.02	1.27
BWPS00383830	3.81	3.81	3.05	2.20	2.54	2.03	0.51	2.54	1.02	1.27

BWPS00383829 at 1R0-331/ 561-102

BWPS0038383 at 471

# SMD Wire Wound Power Chip Inductors – BWPS Series

## Electrical Characteristics

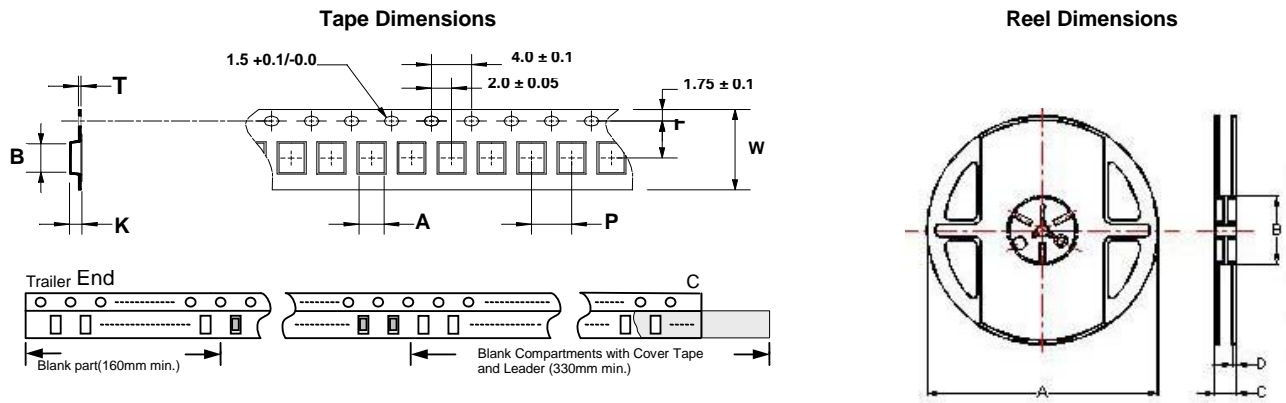
Part Number	Inductance (uH)	Tolerance (±%)	Test Frequency (MHz)	Q Typ.	Test Frequency (MHz)	SRF (MHz) Typ.	RDC (Ω) Max	IDC (A)
BWPS003838291R0□00	1.0	20 / 10	0.1	26	1	344	0.05	3.0
BWPS003838291R5□00	1.5	20 / 10	0.1	26	1	260	0.08	2.8
BWPS003838291R8□00	1.8	20 / 10	0.1	28	1	225	0.09	2.1
BWPS003838292R7□00	2.7	20 / 10	0.1	30	1	185	0.14	1.5
BWPS003838293R9□00	3.9	20 / 10	0.1	30	1	172	0.29	1.2
BWPS003838294R7□00	4.7	20 / 10	0.1	30	1	157	0.35	1.1
BWPS003838295R6□00	5.6	20 / 10	0.1	30	1	150	0.39	1.1
BWPS003838296R8□00	6.8	20 / 10	0.1	30	1	110	0.58	0.9
BWPS00383829100□00	10	20 / 10	0.1	30	1	95	0.75	0.82
BWPS00383829150□00	15	20 / 10	0.1	30	1	75	1.15	0.70
BWPS00383829220□00	22	20 / 10	0.1	33	1	30	1.40	0.65
BWPS00383829330□00	33	20 / 10	0.1	33	1	21	1.61	0.52
BWPS00383829390□00	39	20 / 10	0.1	33	1	18	1.85	0.46
BWPS00383829470□00	47	20 / 10	0.1	33	1	15	2.20	0.43
BWPS00383829680□00	68	20 / 10	0.1	33	1	12	3.80	0.33
BWPS00383829820□00	82	20 / 10	0.1	33	1	10	4.30	0.32
BWPS00383829101□00	100	20 / 10	0.1	33	1	8	4.80	0.31
BWPS00383829121□00	120	20 / 10	0.1	33	1	8	5.0	0.25
BWPS00383829151□00	150	20 / 10	0.1	33	1	5.8	6.5	0.24
BWPS00383829221□00	220	20 / 10	0.1	33	1	5.5	12.0	0.22
BWPS00383829331□00	330	20 / 10	0.1	33	1	3.8	17.0	0.20
BWPS00383830471□00	470	20 / 10	0.1	33	1	3.1	19.0	0.16
BWPS00383829561□00	560	20 / 10	0.1	33	1	2.8	18.4	0.13
BWPS00383829681□00	680	20 / 10	0.1	33	1	2.5	24.0	0.12
BWPS00383829821□00	820	20 / 10	0.1	23	1	2.0	26.0	0.10
BWPS00383829102□00	1000	20 / 10	0.1	20	1	1.5	29.2	0.10

**Note: When ordering, please specify tolerance code. Tolerance : K=±10% , M=±20%**

- Operating temperature range - 40°C ~ 105°C(Including self - temperature rise)
- IDC for Inductance drop 10% from its value without current
- Measure Equipment :
  - L : Agilent HP4285A
  - Q : Agilent HP4291A
  - SRF : Agilent HP4291A
  - RDC : HP4338B or Chroma 16502
  - IDC : CHEN HWA1061+301A

# SMD Wire Wound Power Chip Inductors - BWPS Series

## Packaging Specifications



### Dimensions in mm

TYPE	Tape Dimensions							Reel Dimensions				Quantity
	A	B	T	W	P	F	K	A	B	C	D	PCS / REEL
BWPS00383829	3.85	3.85	0.25	12	8	5.5	2.85	178	60	16	1.4	750
BWPS00383830												

单击下面可查看定价，库存，交付和生命周期等信息

[>>CHILISIN\(奇力新\)](#)