

Power Inductor AP3Y Series

**Automotive
AEC-Q200**

RoHS Compliant
Halogen Free
REACH Compliant



- Shield
- Wire Wound
- Metal
- Ultra High Current

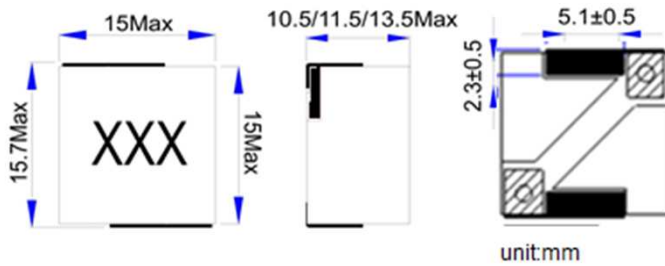
Part Numbering

A	P3Y	00	151510	100	M	00
Grade	Series Name	Control Code	Dimensions Code (mm)	Inductance (uH)	Tolerance	Internal Code
			151510 15x15.7x10.5	8R2 8.2	M ±20%	
			151511 15x15.7x11.5	100 10		
			151513 15x15.7x13.5	330 33		
			202015 21.5*21.5*15.2			
			282816 29.5x29.5x16			

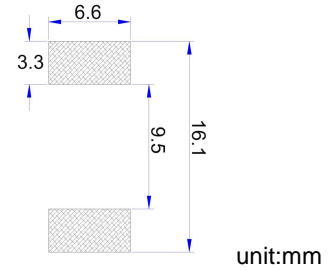
Please be sure to request approval specifications that provide further details of the products. Kindly note that the content of these specifications are subject to change or may be discontinued without prior notice. This product may not be designed/used in medical or high risk applications without Chilisin approval. Please contact our sales department before ordering.

AP3Y001515xx Type

■ Dimensions



■ Recommended Land Pattern



■ Electrical Characteristics

Part No.	Inductance (uH)	Test Freq.	RDC (mΩ)Max	Isat (A)Typ.	Irms (A)Typ.	Tolerance (±%)	Marking
AP3Y001515101R0M00	1	100kHz,1V	1.8	100	44	20	1R0
AP3Y001515101R5M00	1.5	100kHz,1V	2.1	95	38	20	1R5
AP3Y001515102R2M00	2.2	100kHz,1V	2.7	70	36	20	2R2
AP3Y001515103R3M00	3.3	100kHz,1V	3.5	50	32	20	3R3
AP3Y001515104R7M00	4.7	100kHz,1V	5.2	45	28	20	4R7
AP3Y001515106R8M00	6.8	100kHz,1V	6	38	26	20	6R8
AP3Y001515108R2M00	8.2	100kHz,1V	7.2	34	24	20	8R2
AP3Y00151510100M00	10	100kHz,1V	8.5	32	21	20	100
AP3Y00151510150M00	15	100kHz,1V	11.5	30	18	20	150
AP3Y00151510220M00	22	100kHz,1V	16.8	24	14	20	220
AP3Y00151511270M00	27	100kHz,1V	26.5	23	11	20	270
AP3Y00151511330M00	33	100kHz,1V	28	19	10	20	330
AP3Y00151513470M00	47	100kHz,1V	38	17	9	20	470
AP3Y00151513680M00	68	100kHz,1V	61	16	7	20	680

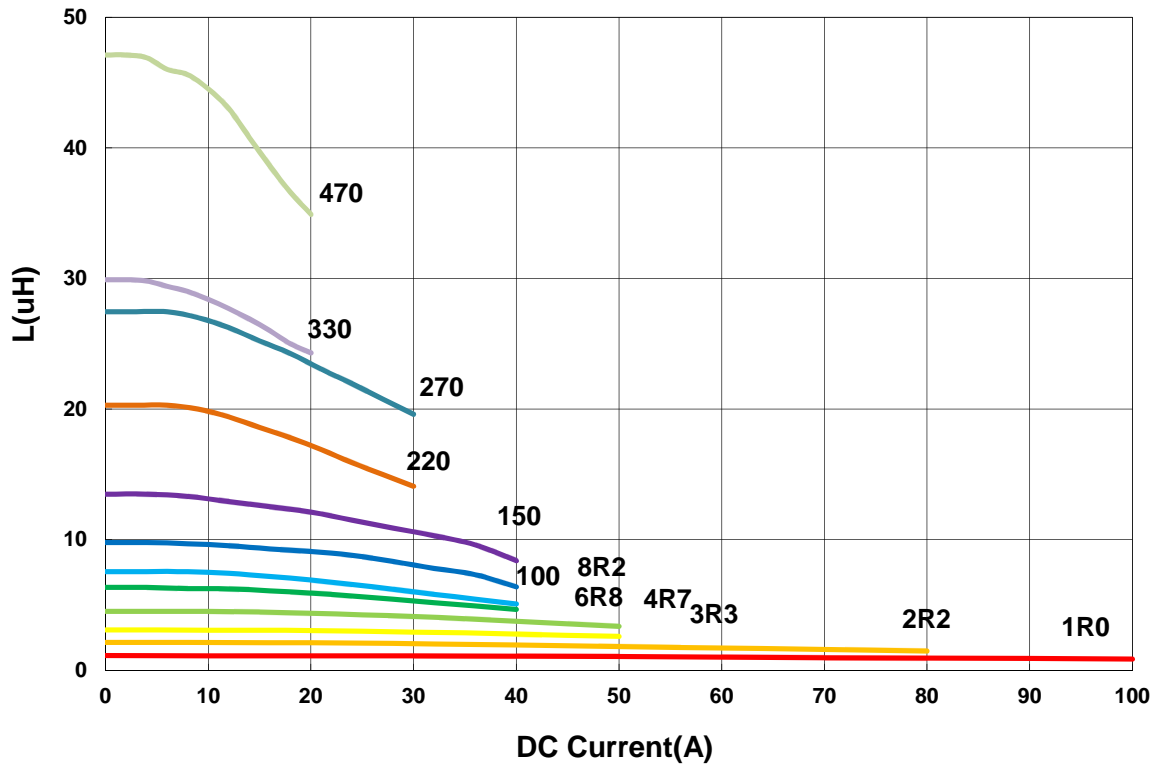
Note: When ordering, please specify tolerance code. Tolerance: M=±20%

1. Operating temperature range - 40°C ~ 125°C(Including self - temperature rise)
2. Isat for Inductance drop 30% from its value without current
3. Iirms for a 40°C temperature rise from 25°C ambient with current

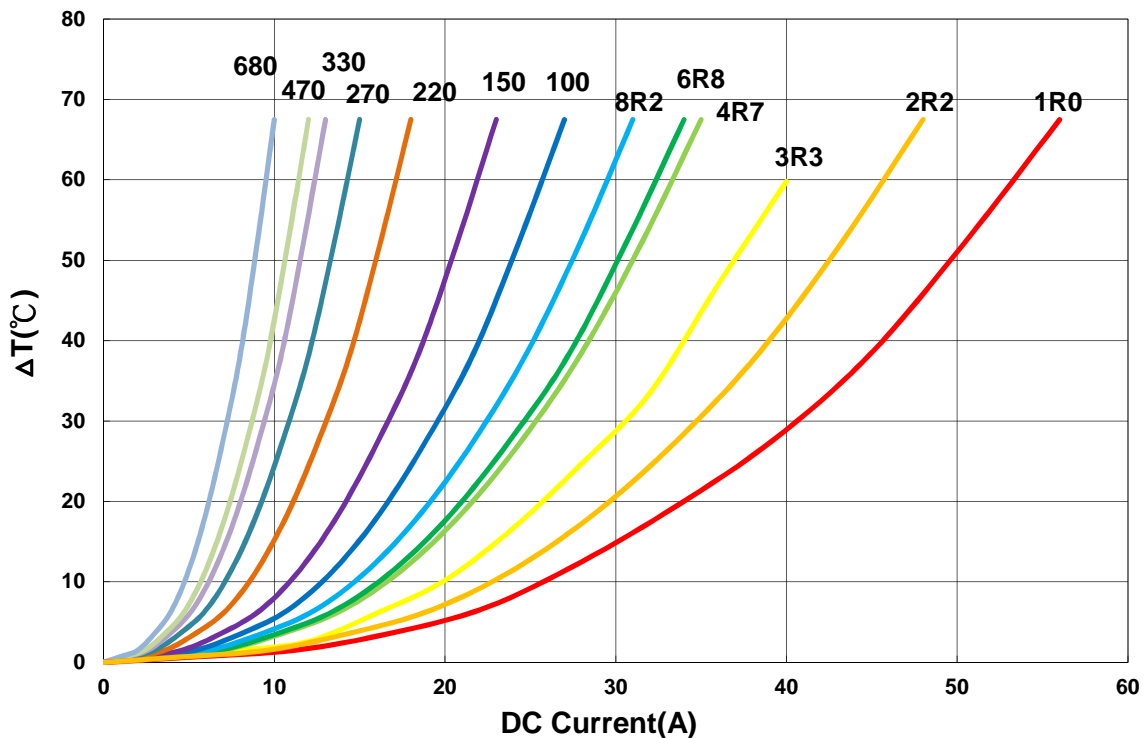
AP3Y001515xx Type

■ **Characteristics Graph**

Inductance vs DC Current



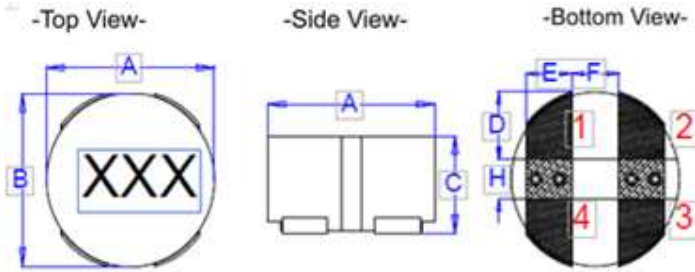
Temperature Change v.s DC Current



Please be sure to request approval specifications that provide further details of the products. Kindly note that the content of these specifications are subject to change or may be discontinued without prior notice. This product may not be designed/used in medical or high risk applications without Chilisin approval. Please contact our sales department before ordering.

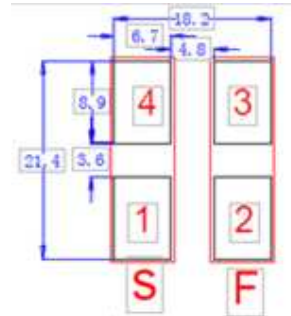
AP3Y00202015 Type

■ Dimensions



unit:mm

■ Recommended Land Pattern



unit:mm

■ Electrical Characteristics

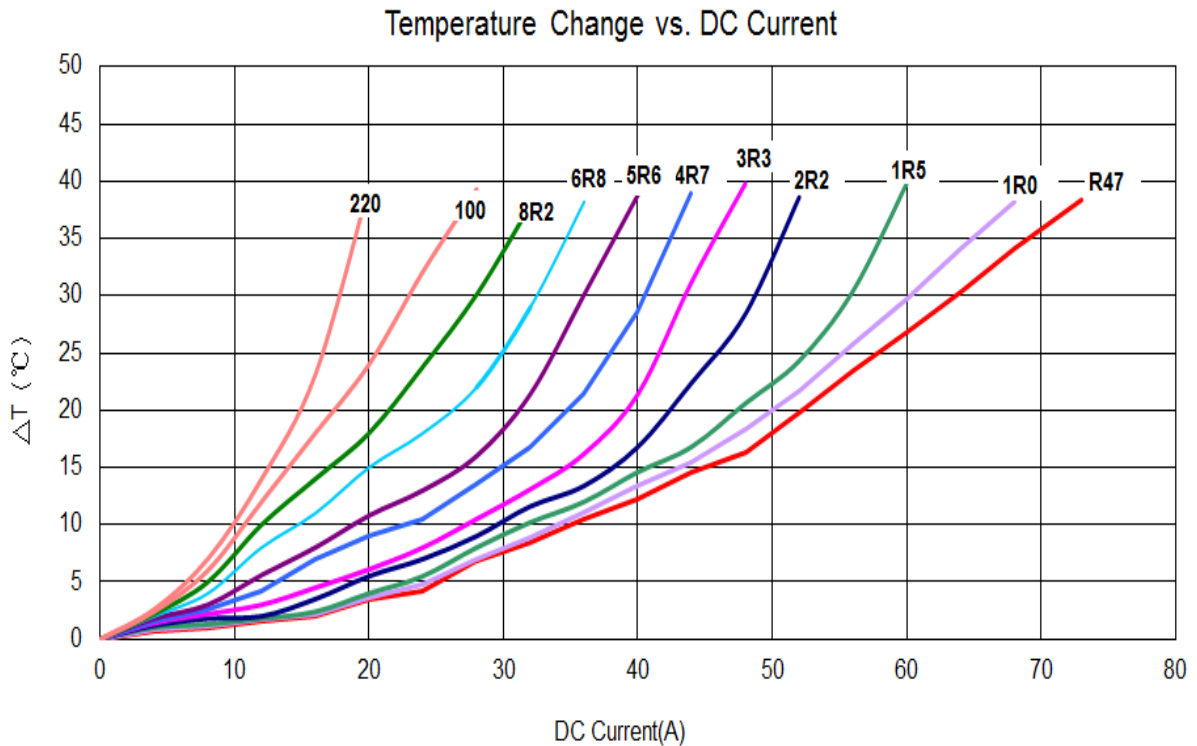
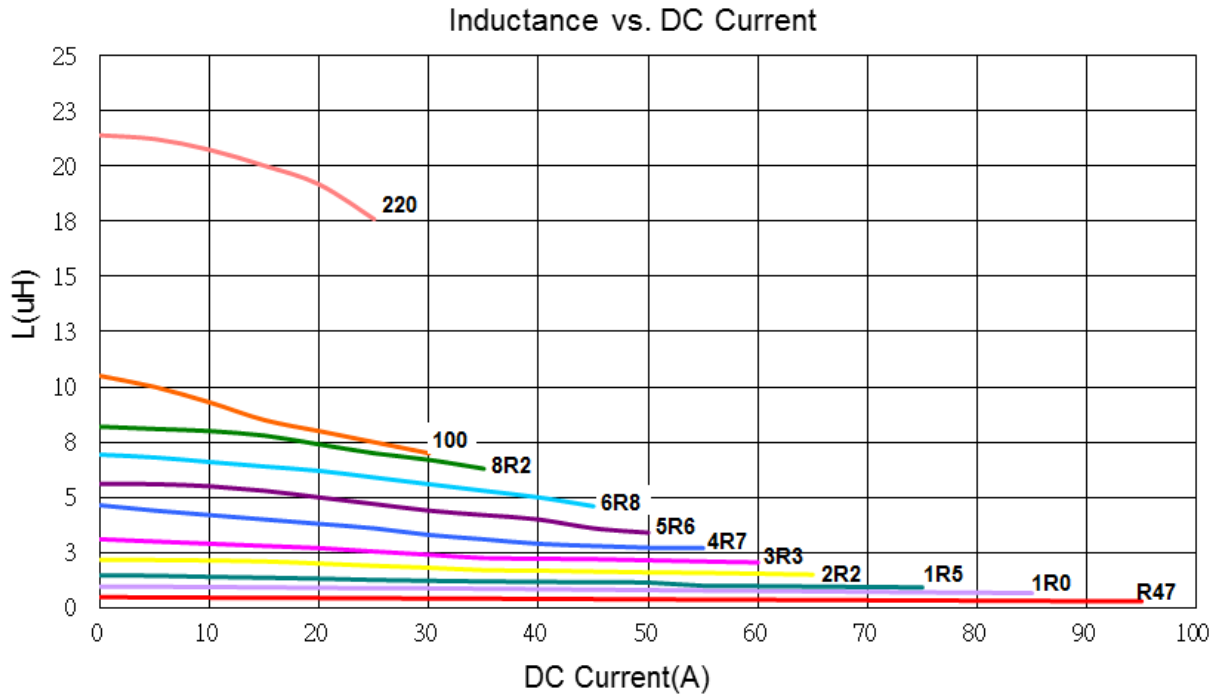
Part No.	Inductance (uH)	Test Freq.	RDC (mΩ)Max	Isat (A)Typ.	Irms (A)Typ.	Tolerance (±%)	Marking
AP3Y00202015R47M00	0.47	100kHz,1V	0.6	93	73	20	R47
AP3Y002020151R0M00	1	100kHz,1V	0.7	62	68	20	1R0
AP3Y002020151R5M00	1.5	100kHz,1V	1	50	58	20	1R5
AP3Y002020152R2M00	2.2	100kHz,1V	1.3	48	53	20	2R2
AP3Y002020153R3M00	3.3	100kHz,1V	1.6	33	47	20	3R3
AP3Y002020154R7M00	4.7	100kHz,1V	2.2	30	42	20	4R7
AP3Y002020155R6M00	5.6	100kHz,1V	3	28	40	20	5R6
AP3Y002020156R8M00	6.8	100kHz,1V	3.8	25	35	20	6R8
AP3Y002020158R2M00	8.2	100kHz,1V	4.3	23	30	20	8R2
AP3Y00202015100M00	10	100kHz,1V	4.8	20	26	20	100
AP3Y00202015220M00	22	100kHz,1V	9	11	18	20	220

Note: When ordering, please specify tolerance code. Tolerance: M=±20%

1. Operating temperature range - 40°C ~ 125°C(Including self - temperature rise)
2. Isat for Inductance drop 30% from its value without current
3. I rms for a 40°C temperature rise from 25°C ambient with current

AP3Y00202015 Type

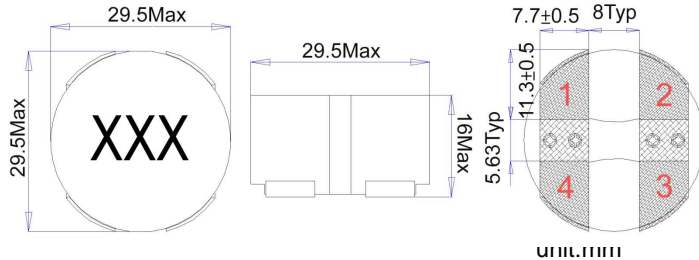
Characteristics Graph



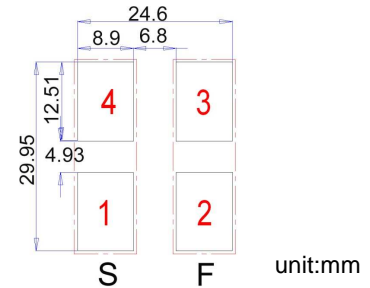
Please be sure to request approval specifications that provide further details of the products. Kindly note that the content of these specifications are subject to change or may be discontinued without prior notice. This product may not be designed/used in medical or high risk applications without Chilisin approval. Please contact our sales department before ordering.

AP3Y00282816 Type

Dimensions



Recommended Land Pattern



Electrical Characteristics

Part No.	Inductance (uH)	Test Freq.	RDC (mΩ)Max	Isat (A)Typ.	Irms (A)Typ.	Tolerance (±%)	Marking
AP3Y002828161R5M00	1.5	100kHz,1V	1	145	70	20	1R5
AP3Y002828163R3M00	3.3	100kHz,1V	1.5	125	58	20	3R3
AP3Y002828164R7M00	4.7	100kHz,1V	1.9	100	50	20	4R7
AP3Y002828166R0M00	6	100kHz,1V	2	60	50	20	6R0
AP3Y002828166R8M00	6.8	100kHz,1V	3	70	40	20	6R8
AP3Y002828168R2M00	8.2	100kHz,1V	4	85	40	20	8R2
AP3Y00282816100M00	10	100kHz,1V	5.5	62	37	20	100
AP3Y00282816150M00	15	100kHz,1V	7.5	55	32	20	150
AP3Y00282816220M00	22	100kHz,1V	11.5	46	25	20	220
AP3Y00282816330M00	33	100kHz,1V	16	44	20	20	330
AP3Y00282816470M00	47	100kHz,1V	24	35	18	20	470
AP3Y00282816820M00	82	100kHz,1V	28	18	16	20	820

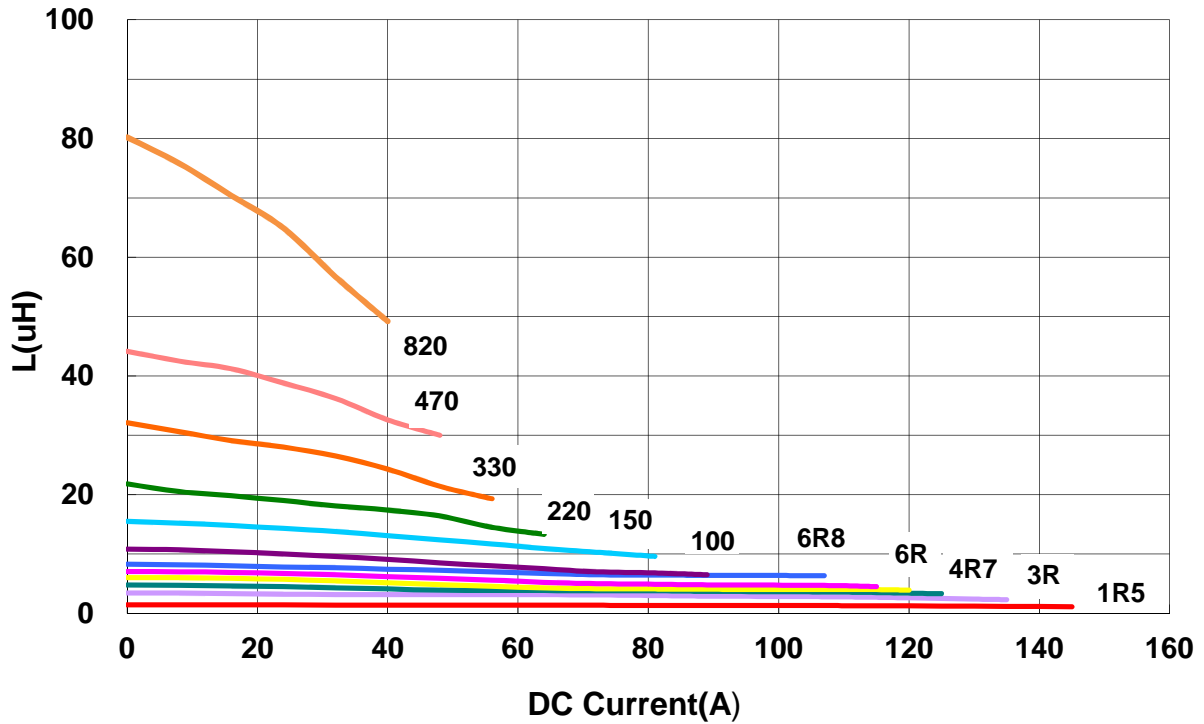
Note: When ordering, please specify tolerance code. Tolerance: M=±20%

1. Operating temperature range - 40°C ~ 125°C(Including self - temperature rise)
2. Isat for Inductance drop 30% from its value without current
3. I rms for a 40°C temperature rise from 25°C ambient with current

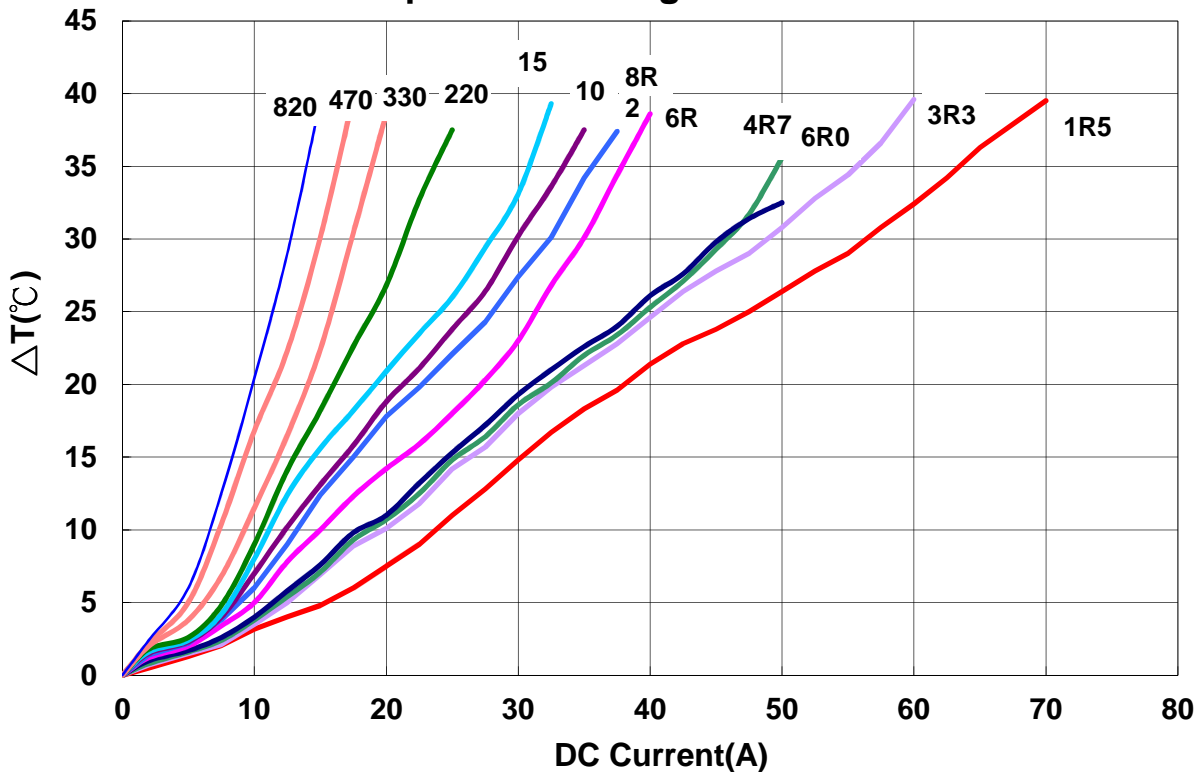
AP3Y00282816 Type

■ **Characteristics Graph**

Inductance vs. DC Current



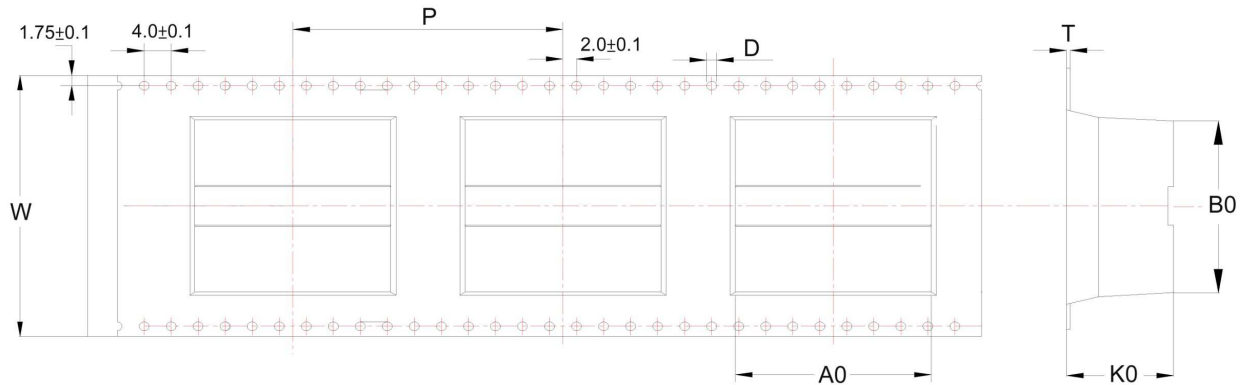
Temperature Change vs. DC Current



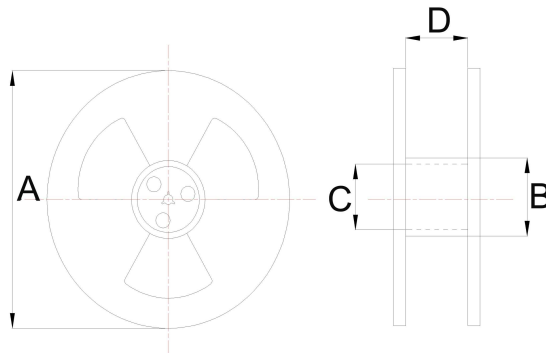
Please be sure to request approval specifications that provide further details of the products. Kindly note that the content of these specifications are subject to change or may be discontinued without prior notice. This product may not be designed/used in medical or high risk applications without Chilisin approval. Please contact our sales department before ordering.

■ Packaging

Tape Dimensions



Reel Dimensions



Dimensions in mm

TYPE	Tape Dimensions							Reel Dimensions				Quantity PCS / REEL
	A0	B0	K0	D	W	T	P	A	B	C	D	
AP3Y00151510	15.7	15.1	10.7	1.5	24	0.5	24	330	100	13.5	24.5	150
AP3Y00151511	15.7	15.1	11.7	1.5	24	0.5	24	330	100	13.5	24.5	100
AP3Y00151513	15.7	15.1	13.7	1.5	24	0.5	24	330	100	13.5	24.5	100
AP3Y00202015	21.2	20.8	14.8	1.5	32	0.5	32	330	100	13.5	32	100
AP3Y00282816	29.2	29.2	15	1.5	44	0.5	40	330	100	13.5	44.5	30

Please be sure to request approval specifications that provide further details of the products. Kindly note that the content of these specifications are subject to change or may be discontinued without prior notice. This product may not be designed/used in medical or high risk applications without Chilisin approval. Please contact our sales department before ordering.

单击下面可查看定价，库存，交付和生命周期等信息

[>>CHILISIN\(奇力新\)](#)