

BPCI Series



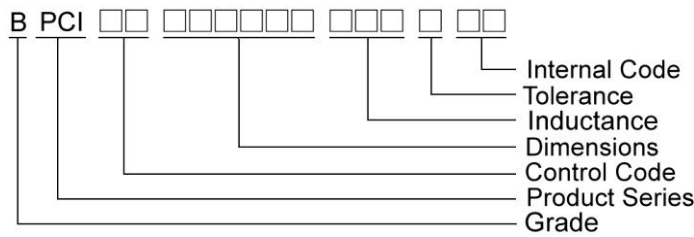
Features

- RoHS, Halogen Free and REACH Compliance
- Magnetic shielded
- Various package size and wide inductance range

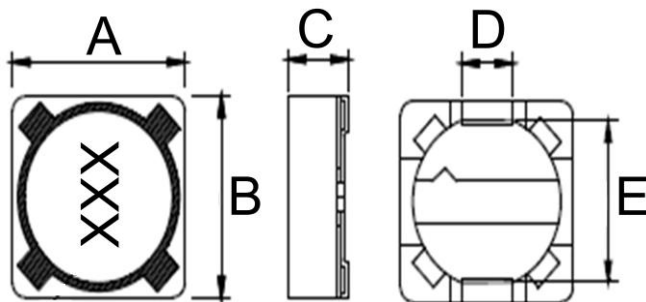
Applications

- AP Routers
- STBs
- LCD TVs and monitors
- Game consoles
- LED lightings
- DC/DC converters

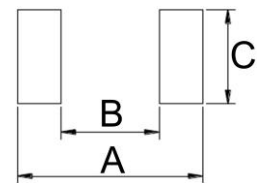
Product Identification



Shape and Dimensions



Recommended Pattern

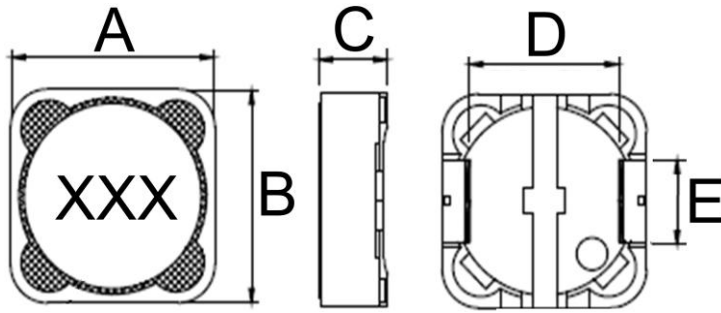


Dimensions in mm

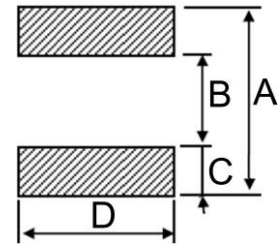
TYPE	Shape and Dimensions					Recommended Pattern		
	A	B	C	D	E	A	B	C
BPCI00070746-00	7.3±0.5	7.3±0.5	4.6Max	2	5.4	8.0	4.8	2.4
BPCI00070746-A0	7.3±0.5	7.3±0.5	4.6Max	2	5.0	8.0	4.8	2.4

SMD Shielded Power Inductors – BPCI Series

Shape and Dimensions



Recommended Pattern



Dimensions in mm

TYPE	Shape and Dimensions					Recommended Pattern			
	A	B	C	D	E	A	B	C	D
BPCI00121250	12±0.5	12±0.5	5.0Max	7.6±0.3	5.0±0.2	12.6	7.0	2.8	5.4
BPCI00121260	12±0.5	12±0.5	6.0Max	7.6±0.3	5.0±0.2	12.6	7.0	2.8	5.4
BPCI00121280	12±0.5	12±0.5	8.0Max	7.6±0.3	5.0±0.2	12.6	7.0	2.8	5.4
BPCI00121210	12±0.5	12±0.5	10Max	7.6±0.3	5.0±0.2	12.6	7.0	2.8	5.4

SMD Shielded Power Inductors – BPCI Series

Standard Specifications

Part Number	Inductance (uH)	Tolerance (±%)	Test Frequency (kHz)	RDC (Ω)Max	Rated Current (A)Max	Marking
BPCI00070746R33□00	0.33	30	100	0.0087	8.5	R33
BPCI00070746R47□00	0.47	30	100	0.0109	8	R47
BPCI000707461R0□00	1.0	30	100	0.0111	6.8	1R0
BPCI000707461R2□00	1.2	30	100	0.0111	6.8	1R2
BPCI000707461R5□00	1.5	30	100	0.0134	5.7	1R5
BPCI000707461R8□00	1.8	30	100	0.0147	5.0	1R8
BPCI000707462R2□00	2.2	30	100	0.0147	5.0	2R2
BPCI000707463R3□00	3.3	20,30	100	0.0214	4.0	3R3
BPCI000707464R7□00	4.7	30	100	0.0310	3.4	4R7
BPCI000707465R6□00	5.6	20,30	100	0.0335	3.0	5R6
BPCI000707466R8□00	6.8	20,30	100	0.035	2.3	6R8
BPCI000707468R2□00	8.2	20,30	100	0.042	2.1	8R2
BPCI00070746100□00	10	20	100	0.049	1.84	100
BPCI00070746120□00	12	20	100	0.058	1.71	120
BPCI00070746150□00	15	20	100	0.081	1.47	150
BPCI00070746180□00	18	20	100	0.091	1.31	180
BPCI00070746220□00	22	20	100	0.11	1.23	220
BPCI00070746270□00	27	20	100	0.15	1.12	270
BPCI00070746330□00	33	20	100	0.20	0.96	330
BPCI00070746390□00	39	20	100	0.23	0.91	390
BPCI00070746470□00	47	20	100	0.26	0.88	470
BPCI00070746560□00	56	20	100	0.35	0.75	560
BPCI00070746680□00	68	20	100	0.38	0.69	680
BPCI00070746820□00	82	20	100	0.43	0.61	820
BPCI00070746101□00	100	20	100	0.61	0.60	101
BPCI00070746121□00	120	20	100	0.66	0.52	121
BPCI00070746151□00	150	20	100	0.88	0.46	151
BPCI00070746181□00	180	20	100	0.98	0.42	181
BPCI00070746221□00	220	20	100	1.17	0.36	221
BPCI00070746271□00	270	20	100	1.64	0.34	271
BPCI00070746331□00	330	20	100	1.86	0.32	331
BPCI00070746391□00	390	20	100	2.85	0.29	391
BPCI00070746471□00	470	20	100	3.01	0.26	471
BPCI00070746561□00	560	20	100	3.62	0.23	561
BPCI00070746681□00	680	20	100	4.63	0.22	681
BPCI00070746821□00	820	20	100	5.2	0.20	821
BPCI00070746102□00	1000	20	100	6.0	0.18	102

Note: When ordering, please specify tolerance code. Tolerance: M=±20% , T=±30%

- Operating temperature range – 40°C ~ 125°C (Including self - temperature rise)
- Rated Current : Based on inductance change (ΔL/Lo : drop 35% Max.) @ ambient temp. 25°C and Based on temperature rise (ΔT : 40°C Typ.)

Please be sure to request approval specifications that provide further details of the products. Kindly note that the content of these specifications are subject to change or may be discontinued without prior notice. This product may not be designed/used in medical or high risk applications without Chilisin approval. Please contact our sales department before ordering.

SMD Shielded Power Inductors – BPCI Series

Standard Specifications

Part Number	Inductance (uH)	Tolerance (±%)	Test Frequency (kHz)	RDC (Ω)Max	Isat (A)Max	Irms (A)Typ	Marking
BPCI000707461R5□A0	1.5	30	100	0.0089	7.0	6.6	1R5
BPCI000707461R8□A0	1.8	30	100	0.0105	6.7	5.9	1R8
BPCI000707462R2□A0	2.2	30	100	0.0126	6.5	5.0	2R2
BPCI000707463R3□A0	3.3	30	100	0.0169	5.9	4.8	3R3
BPCI000707464R7□A0	4.7	30	100	0.0235	4.5	4.2	4R7
BPCI000707466R8□A0	6.8	20,30	100	0.0282	4.3	4.0	6R8
BPCI00070746100□A0	10	20,30	100	0.0489	3.2	3.0	100
BPCI00070746150□A0	15	20,30	100	0.0637	2.48	2.11	150
BPCI00070746220□A0	22	20,30	100	0.0925	2.13	1.75	220
BPCI00070746270□A0	27	20,30	100	0.115	1.95	1.59	270
BPCI00070746330□A0	33	20	100	0.143	1.73	1.41	330
BPCI00070746470□A0	47	20	100	0.216	1.41	1.15	470
BPCI00070746560□A0	56	20,30	100	0.260	1.30	1.14	560
BPCI00070746680□A0	68	20	100	0.291	1.20	1.12	680
BPCI00070746101□A0	100	20	100	0.383	0.99	0.86	101
BPCI00070746151□A0	150	20	100	0.58	0.83	0.80	151
BPCI00070746181□A0	180	20,30	100	0.77	0.80	0.73	181
BPCI00070746221□A0	220	20,30	100	0.92	0.78	0.65	221
BPCI00070746331□A0	330	20	100	1.41	0.54	0.45	331
BPCI00070746471□A0	470	20	100	2.44	0.49	0.40	471
BPCI00070746102□A0	1000	20	100	3.89	0.31	0.27	102

Note: When ordering, please specify tolerance code. Tolerance: M=±20% , T=±30%

- Operating temperature range – 40°C ~ 125°C (Including self - temperature rise)
- Isat for Inductance drop 30% from its value without current
- I rms for a 40°C temperature rise from 25°C ambient with current
- Rated DC Current : The less value which is Isat or I rms

SMD Shielded Power Inductors – BPCI Series

Standard Specifications

Part Number	Inductance (uH)	Tolerance (±%)	Test Frequency (kHz)	RDC (Ω)Max	Isat (A)Max	Irms (A)Typ	Marking
BPCI001212101R0□00	1.0	30	100	0.0055	19.9	11.6	1R0
BPCI001212101R8□00	1.8	30	100	0.0065	13.4	11.0	1R8
BPCI001212102R0□00	2.0	30	100	0.0070	12.9	10.7	2R0
BPCI001212102R2□00	2.2	20,30	100	0.0070	12.9	10.7	2R2
BPCI001212102R5□00	2.5	30	100	0.0080	12.16	10.3	2R5
BPCI001212103R5□00	3.5	30	100	0.0097	12.0	8.70	3R5
BPCI001212103R6□00	3.6	30	100	0.0100	12.0	8.70	3R6
BPCI001212104R7□00	4.7	20,30	100	0.0110	11.0	8.40	4R7
BPCI001212105R8□00	5.8	30	100	0.0113	10.5	7.60	5R8
BPCI001212106R8□00	6.8	20,30	100	0.0115	10.0	7.10	6R8
BPCI001212107R5□00	7.5	20,30	100	0.0140	8.48	6.80	7R5
BPCI001212108R2□00	8.2	20,30	100	0.0160	8.30	6.70	8R2
BPCI00121210100□00	10	20,30	100	0.0170	8.20	6.95	100
BPCI00121210120□00	12	20,30	100	0.0185	7.04	6.20	120
BPCI00121210150□00	15	20,30	100	0.025	5.80	5.22	150
BPCI00121210220□00	22	20,30	100	0.029	5.12	4.95	220
BPCI00121210330□00	33	20,30	100	0.053	4.25	3.60	330
BPCI00121210470□00	47	20,30	100	0.063	3.60	3.45	470
BPCI00121210560□00	56	20,30	100	0.068	2.85	2.95	560
BPCI00121210680□00	68	20,30	100	0.093	2.76	2.85	680
BPCI00121210820□00	82	30	100	0.099	2.62	2.60	820
BPCI00121210850□00	85	30	100	0.120	2.60	2.60	850
BPCI00121210101□00	100	20	100	0.126	2.31	2.45	101
BPCI00121210121□00	120	20	100	0.154	2.05	2.20	121
BPCI00121210151□00	150	20	100	0.174	1.80	1.90	151
BPCI00121210181□00	180	20	100	0.191	1.66	1.86	181
BPCI00121210221□00	220	20	100	0.246	1.64	1.72	221
BPCI00121210331□00	330	20	100	0.386	1.28	1.28	331
BPCI00121210391□00	390	20	100	0.440	1.20	1.27	391
BPCI00121210471□00	470	20	100	0.471	1.06	1.25	471
BPCI00121210561□00	560	20	100	0.650	1.01	0.98	561
BPCI00121210681□00	680	20	100	0.730	0.83	0.96	681
BPCI00121210821□00	820	20	100	0.824	0.81	0.94	821
BPCI00121210102□00	1000	20	100	1.22	0.70	0.78	102
BPCI00121210122□00	1200	20	100	1.33	0.64	0.79	122
BPCI00121210152□00	1500	20	100	1.99	0.56	0.58	152
BPCI00121210182□00	1800	20	100	2.18	0.48	0.54	182
BPCI00121210222□00	2200	20	100	2.58	0.43	0.52	222
BPCI00121210332□00	3300	20	100	4.6	0.30	0.40	332

Note: When ordering, please specify tolerance code. Tolerance: M=±20% , T=±30%

- Operating temperature range – 40°C ~ 125°C (Including self - temperature rise)
- Isat for Inductance drop 25% from its value without current
- I rms for a 40°C temperature rise from 25°C ambient with current
- Rated DC Current : The less value which is Isat or I rms

Please be sure to request approval specifications that provide further details of the products. Kindly note that the content of these specifications are subject to change or may be discontinued without prior notice. This product may not be designed/used in medical or high risk applications without Chilisin approval. Please contact our sales department before ordering.

SMD Shielded Power Inductors – BPCI Series

Standard Specifications

Part Number	Inductance (uH)	Tolerance (±%)	Test Frequency (kHz)	RDC (Ω)Max	Isat (A)Max	Irms (A)Typ	Marking
BPCI001212106R8□A0	6.8	20,30	100	0.0140	12.8	8.4	6R8
BPCI00121210100□A0	10	20,30	100	0.0183	11.5	7.5	100
BPCI00121210150□A0	15	20,30	100	0.0280	8.6	6.0	150
BPCI00121210330□A0	33	20	100	0.0450	5.5	4.2	330
BPCI00121210470□A0	47	20	100	0.0600	4.5	3.8	470
BPCI00121210560□A0	56	20	100	0.0700	4.0	3.4	560
BPCI00121210680□A0	68	20	100	0.0885	3.6	3.2	680
BPCI00121210101□A0	100	20	100	0.110	3.1	2.5	101
BPCI00121210221□A0	220	20	100	0.270	2.5	1.8	221
BPCI00121210271□A0	270	20	100	0.330	2.1	1.6	271
BPCI00121210301□A0	300	20	100	0.340	1.8	1.45	301
BPCI00121210331□A0	330	20	100	0.340	1.8	1.45	331
BPCI00121210681□A0	680	20,30	100	0.675	1.6	1.25	681
BPCI00121210821□A0	820	20	100	1.00	1.1	0.85	821

Note: When ordering, please specify tolerance code. Tolerance: M=±20% , T=±30%

- Operating temperature range – 40°C ~ 125°C (Including self - temperature rise)
- Isat for Inductance drop 30% from its value without current
- I rms for a 40°C temperature rise from 25°C ambient with current
- Rated DC Current : The less value which is Isat or I rms

SMD Shielded Power Inductors – BPCI Series

Standard Specifications

Part Number	Inductance (uH)	Tolerance (±%)	Test Frequency (kHz)	RDC (Ω)Max	Rated Current (A)Max	Marking
BPCI001212503R0□00	3.0	30	100	0.015	7.0	3R0
BPCI001212503R3□00	3.3	30	100	0.015	7.0	3R3
BPCI001212503R9□00	3.9	30	100	0.015	6.5	3R9
BPCI001212504R2□00	4.2	30	100	0.016	6.5	4R2
BPCI001212504R7□00	4.7	20,30	100	0.018	5.7	4R7
BPCI001212506R8□00	6.8	20,30	100	0.023	4.9	6R8
BPCI001212508R2□00	8.2	30	100	0.026	4.6	8R2
BPCI00121250100□00	10	20,30	100	0.028	4.5	100
BPCI00121250120□00	12	20,30	100	0.038	4.0	120
BPCI00121250150□00	15	20,30	100	0.050	3.2	150
BPCI00121250180□00	18	20,30	100	0.057	3.1	180
BPCI00121250220□00	22	20,30	100	0.066	2.9	220
BPCI00121250270□00	27	20,30	100	0.080	2.8	270
BPCI00121250330□00	33	20,30	100	0.097	2.7	330
BPCI00121250390□00	39	20,30	100	0.132	2.1	390
BPCI00121250470□00	47	20,30	100	0.15	1.9	470
BPCI00121250560□00	56	20,30	100	0.19	1.8	560
BPCI00121250680□00	68	20,30	100	0.22	1.5	680
BPCI00121250820□00	82	20,30	100	0.26	1.3	820
BPCI00121250101□00	100	20,30	100	0.308	1.2	101
BPCI00121250121□00	120	20,30	100	0.38	1.1	121
BPCI00121250151□00	150	20,30	100	0.53	0.95	151
BPCI00121250181□00	180	20,30	100	0.62	0.85	181
BPCI00121250221□00	220	20,30	100	0.70	0.8	221
BPCI00121250271□00	270	20,30	100	0.87	0.6	271
BPCI00121250331□00	330	20,30	100	0.99	0.5	331

Note: When ordering, please specify tolerance code. Tolerance: M=±20% , T=±30%

- Operating temperature range – 40°C ~ 125°C (Including self - temperature rise)
- Rated Current : Based on inductance change ($\Delta L/L_0$: drop 10% Max.) @ ambient temp. 25°C and Based on temperature rise (ΔT : 40°C Typ.)

SMD Shielded Power Inductors – BPCI Series

Standard Specifications

Part Number	Inductance (uH)	Tolerance (±%)	Test Frequency (kHz)	RDC (Ω)Max	Isat (A)Max	Irms (A)Typ	Marking
BPCI001212504R7□A0	4.7	20,30	100	0.017	9.0	7.0	4R7
BPCI001212505R6□A0	5.6	20,30	100	0.020	8.0	6.1	5R6
BPCI00121250100□A0	10	20,30	100	0.0307	6.5	5.0	100
BPCI00121250150□A0	15	20,30	100	0.0425	5.2	4.6	150
BPCI00121250180□A0	18	20,30	100	0.0450	4.9	4.5	180
BPCI00121250220□A0	22	20,30	100	0.0583	4.5	4.3	220
BPCI00121250330□A0	33	20,30	100	0.0845	3.6	3.0	330
BPCI00121250470□A0	47	20,30	100	0.15	3.0	2.5	470
BPCI00121250151□A0	150	20,30	100	0.37	1.7	1.6	151

Note: When ordering, please specify tolerance code. Tolerance: M=±20% , T=±30%

- Operating temperature range – 40°C ~ 125°C (Including self - temperature rise)
- Isat for Inductance drop 10% from its value without current
- Irms for a 40°C temperature rise from 25°C ambient with current
- Rated DC Current : The less value which is Isat or Irms

SMD Shielded Power Inductors – BPCI Series

Standard Specifications

Part Number	Inductance (uH)	Tolerance (±%)	Test Frequency (kHz)	RDC (Ω)Max	Rated Current (A)Max	Marking
BPCI001212802R4□00	2.4	30	100	0.015	6.5	2R4
BPCI001212602R7□00	2.7	30	100	0.015	6.5	2R7
BPCI001212603R3□00	3.3	20,30	100	0.017	6.0	3R3
BPCI001212603R9□00	3.9	30	100	0.018	5.7	3R9
BPCI001212604R7□00	4.7	20,30	100	0.020	5.0	4R7
BPCI001212606R8□00	6.8	30	100	0.023	4.3	6R8
BPCI001212608R2□00	8.2	20,30	100	0.024	4.2	8R2
BPCI00121260100□00	10	20,30	100	0.025	4.0	100
BPCI00121260120□00	12	20,30	100	0.027	3.5	120
BPCI00121260150□00	15	20,30	100	0.030	3.3	150
BPCI00121260180□00	18	20,30	100	0.034	3.0	180
BPCI00121260220□00	22	20,30	100	0.036	2.8	220
BPCI00121260270□00	27	20,30	100	0.051	2.3	270
BPCI00121260330□00	33	20,30	100	0.057	2.1	330
BPCI00121260390□00	39	20,30	100	0.068	2.0	390
BPCI00121260470□00	47	20,30	100	0.075	1.8	470
BPCI00121260560□00	56	20,30	100	0.11	1.7	560
BPCI00121260680□00	68	20,30	100	0.12	1.5	680
BPCI00121260820□00	82	20,30	100	0.14	1.4	820
BPCI00121260101□00	100	10,20	100	0.16	1.3	101
BPCI00121260121□00	120	10,20	100	0.17	1.1	121
BPCI00121260151□00	150	10,20	100	0.23	1.0	151
BPCI00121260181□00	180	10,20	100	0.29	0.9	181
BPCI00121260221□00	220	10,20	100	0.40	0.8	221
BPCI00121260271□00	270	10,20	100	0.46	0.75	271
BPCI00121260331□00	330	10,20	100	0.51	0.68	331
BPCI00121260391□00	390	10,20	100	0.69	0.65	391
BPCI00121260471□00	470	10,20	100	0.77	0.58	471
BPCI00121260561□00	560	10,20	100	0.86	0.54	561
BPCI00121260681□00	680	10,20	100	1.20	0.48	681
BPCI00121260821□00	820	10,20	100	1.34	0.43	821
BPCI00121260102□00	1000	10,20	100	1.53	0.40	102

Note: When ordering, please specify tolerance code. Tolerance: K=±10% , M=±20% , T=±30%

- Operating temperature range – 40°C ~ 125°C (Including self - temperature rise)
- Rated Current : Based on inductance change ($\Delta L/L_0$: drop 10% Max.) @ ambient temp. 25°C and Based on temperature rise (ΔT : 40°C Typ.)

Please be sure to request approval specifications that provide further details of the products. Kindly note that the content of these specifications are subject to change or may be discontinued without prior notice. This product may not be designed/used in medical or high risk applications without Chilisin approval. Please contact our sales department before ordering.

SMD Shielded Power Inductors – BPCI Series

Standard Specifications

Part Number	Inductance (uH)	Tolerance (±%)	Test Frequency (kHz)	RDC (Ω)Max	Rated Current (A)Max	Marking
BPCI001212801R0□00	1.0	30	100	0.0070	9.8	1R0
BPCI001212801R2□00	1.2	30	100	0.0070	9.8	1R2
BPCI001212802R2□00	2.2	20,30	100	0.0115	8.0	2R2
BPCI001212802R4□00	2.4	30	100	0.0115	8.0	2R4
BPCI001212802R5□00	2.5	30	100	0.0115	8.0	2R5
BPCI001212803R3□00	3.3	20,30	100	0.0135	7.5	3R3
BPCI001212803R5□00	3.5	30	100	0.0135	7.5	3R5
BPCI001212804R6□00	4.6	30	100	0.0158	6.8	4R6
BPCI001212804R7□00	4.7	20,30	100	0.0158	6.8	4R7
BPCI001212805R6□00	5.6	20,30	100	0.0176	6.6	5R6
BPCI001212806R1□00	6.1	20,30	100	0.0176	6.6	6R1
BPCI001212806R4□00	6.4	20,30	100	0.0190	6.3	6R4
BPCI001212806R8□00	6.8	20,30	100	0.0190	6.3	6R8
BPCI001212807R6□00	7.6	20,30	100	0.0200	5.9	7R6
BPCI00121280100□00	10	20,30	100	0.0216	5.4	100
BPCI00121280120□00	12	20,30	100	0.0243	4.9	120
BPCI00121280150□00	15	20,30	100	0.0270	4.5	150
BPCI00121280180□00	18	20,30	100	0.0392	3.9	180
BPCI00121280220□00	22	20,30	100	0.0432	3.6	220
BPCI00121280270□00	27	20,30	100	0.0459	3.4	270
BPCI00121280330□00	33	20,30	100	0.0648	3.0	330
BPCI00121280390□00	39	20,30	100	0.0729	2.75	390
BPCI00121280470□00	47	20,30	100	0.10	2.50	470
BPCI00121280560□00	56	20,30	100	0.11	2.35	560
BPCI00121280680□00	68	20,30	100	0.14	2.10	680
BPCI00121280750□00	75	20,30	100	0.15	2.00	750
BPCI00121280820□00	82	20,30	100	0.16	1.95	820
BPCI00121280101□00	100	10,20	100	0.22	1.70	101
BPCI00121280121□00	120	10,20	100	0.25	1.60	121
BPCI00121280151□00	150	10,20	100	0.28	1.42	151
BPCI00121280181□00	180	10,20	100	0.35	1.30	181
BPCI00121280201□00	200	20	100	0.39	1.16	201
BPCI00121280221□00	220	10,20	100	0.39	1.16	221
BPCI00121280271□00	270	10,20	100	0.56	1.06	271
BPCI00121280331□00	330	10,20	100	0.64	0.95	331
BPCI00121280391□00	390	10,20	100	0.70	0.88	391

Note: When ordering, please specify tolerance code. Tolerance: K=±10% , M=±20% , T=±30%

- Operating temperature range – 40°C ~ 125°C (Including self - temperature rise)
- Rated Current : Based on inductance change (ΔL/Lo : drop 10% Max.) @ ambient temp. 25°C and Based on temperature rise (ΔT : 40°C Typ.)

Please be sure to request approval specifications that provide further details of the products. Kindly note that the content of these specifications are subject to change or may be discontinued without prior notice. This product may not be designed/used in medical or high risk applications without Chilisin approval. Please contact our sales department before ordering.

SMD Shielded Power Inductors – BPCI Series

Standard Specifications

Part Number	Inductance (uH)	Tolerance (±%)	Test Frequency (kHz)	RDC (Ω)Max	Rated Current (A)Max	Marking
BPCI00121280471□00	470	10,20	100	0.98	0.79	471
BPCI00121280561□00	560	10,20	100	1.07	0.73	561
BPCI00121280681□00	680	10,20	100	1.46	0.67	681
BPCI00121280821□00	820	10,20	100	1.64	0.60	821
BPCI00121280102□00	1000	10,20	100	1.82	0.55	102
BPCI00121280152□00	1500	10,20	10	2.48	0.45	152
BPCI00121280202□00	2000	10,20	10	3.0	0.42	202
BPCI00121280242□00	2400	10,20	10	3.5	0.40	242
BPCI00121280252□00	2500	10,20	10	3.5	0.40	252
BPCI00121280332□00	3300	10,20	10	5.2	0.35	332
BPCI00121280472□00	4700	10,20	10	5.7	0.30	472
BPCI00121280103□00	10000	10	10	19.2	0.20	103

Note: When ordering, please specify tolerance code. Tolerance: K=±10% , M=±20% , T=±30%

- Operating temperature range – 40°C ~ 125°C (Including self - temperature rise)
- Rated Current : Based on inductance change ($\Delta L/L_0$: drop 10% Max.) @ ambient temp. 25°C and Based on temperature rise (ΔT : 40°C Typ.)

SMD Shielded Power Inductors – BPCI Series

Standard Specifications

Part Number	Inductance (uH)	Tolerance (±%)	Test Frequency (kHz)	RDC (Ω)Max	Isat (A)Max	Irms (A)Typ	Marking
BPCI001212801R0□A0	1.0	30	100	0.0055	18	15	1R0
BPCI001212802R2□A0	2.2	30	100	0.0062	16	13	2R2
BPCI001212803R3□A0	3.3	30	100	0.0135	13.5	7.5	3R3
BPCI001212804R5□A0	4.5	30	100	0.0158	11.5	6.8	4R5
BPCI001212804R7□A0	4.7	20,30	100	0.0158	11.5	6.8	4R7
BPCI001212805R6□A0	5.6	20,30	100	0.0168	10.5	6.7	5R6
BPCI001212806R5□A0	6.5	20,30	100	0.0176	9.5	6.6	6R5
BPCI001212806R8□A0	6.8	20,30	100	0.0176	9.5	6.6	6R8
BPCI00121280100□A0	10	20,30	100	0.216	7.8	5.4	100
BPCI00121280120□A0	12	20,30	100	0.0243	7.3	4.9	120
BPCI00121280130□A0	13	20,30	100	0.0243	7.3	4.9	130
BPCI00121280150□A0	15	20,30	100	0.0270	6.5	4.5	150
BPCI00121280180□A0	18	20,30	100	0.0392	6.0	3.9	180
BPCI00121280220□A0	22	20,30	100	0.0432	5.3	3.6	220
BPCI00121280270□A0	27	20,30	100	0.0531	4.8	3.3	270
BPCI00121280330□A0	33	20,30	100	0.0648	4.3	3.0	330
BPCI00121280390□A0	39	20,30	100	0.071	4.1	2.8	390
BPCI00121280470□A0	47	20,30	100	0.10	3.8	2.5	470
BPCI00121280560□A0	56	20,30	100	0.11	3.4	2.35	560
BPCI00121280680□A0	68	20,30	100	0.14	3.1	2.10	680
BPCI00121280820□A0	82	20,30	100	0.16	2.7	1.95	820
BPCI00121280101□A0	100	20,30	100	0.22	2.5	1.70	101
BPCI00121280121□A0	120	20,30	100	0.25	2.3	1.60	121
BPCI00121280151□A0	150	20,30	100	0.28	2.0	1.42	151
BPCI00121280181□A0	180	20,30	100	0.35	1.9	1.30	181
BPCI00121280201□A0	200	20,30	100	0.37	1.8	1.23	201
BPCI00121280221□A0	220	20,30	100	0.39	1.7	1.16	221
BPCI00121280271□A0	270	20,30	100	0.51	1.6	1.06	271
BPCI00121280281□A0	280	20,30	100	0.51	1.6	1.06	281
BPCI00121280331□A0	330	20,30	100	0.64	1.4	0.95	331
BPCI00121280391□A0	390	20,30	100	0.70	1.3	0.88	391
BPCI00121280471□A0	470	20,30	100	0.98	1.1	0.79	471
BPCI00121280561□A0	560	20,30	100	1.03	1.05	0.75	561
BPCI00121280681□A0	680	20	100	1.10	1.0	0.70	681
BPCI00121280801□A0	800	20	100	1.29	0.9	0.67	801
BPCI00121280821□A0	820	20	100	1.29	0.9	0.67	821

Note: When ordering, please specify tolerance code. Tolerance: K=±10% , M=±20% , T=±30%

- Operating temperature range – 40°C ~ 125°C (Including self - temperature rise)
- Isat for Inductance drop 10% from its value without current
- Irms for a 40°C temperature rise from 25°C ambient with current
- Rated DC Current : The less value which is Isat or Irms

Please be sure to request approval specifications that provide further details of the products. Kindly note that the content of these specifications are subject to change or may be discontinued without prior notice. This product may not be designed/used in medical or high risk applications without Chilisin approval. Please contact our sales department before ordering.

SMD Shielded Power Inductors – BPCI Series

Standard Specifications

Part Number	Inductance (uH)	Tolerance (±%)	Test Frequency (kHz)	RDC (Ω)Max	Isat (A)Max	Irms (A)Typ	Marking
BPCI00121280102□A0	1000	20	100	1.53	0.85	0.64	102
BPCI00121280112□A0	1100	20	100	1.66	0.82	0.62	112
BPCI00121280122□A0	1200	20	100	1.80	0.80	0.60	122
BPCI00121280132□A0	1300	20	100	1.93	0.76	0.58	132
BPCI00121280142□A0	1400	10,20	100	2.1	0.73	0.56	142
BPCI00121280152□A0	1500	20	100	2.2	0.70	0.55	152
BPCI00121280182□A0	1800	20	10	2.5	0.65	0.50	182
BPCI00121280202□A0	2000	20	10	2.7	0.62	0.48	202
BPCI00121280222□A0	2200	20	10	2.9	0.59	0.46	222
BPCI00121280242□A0	2400	20	10	3.2	0.58	0.45	242
BPCI00121280282□A0	2800	20	10	3.6	0.53	0.42	282
BPCI00121280332□A0	3300	20	10	4.1	0.48	0.39	332
BPCI00121280392□A0	3900	20	10	4.7	0.45	0.37	392
BPCI00121280472□A0	4700	20	10	5.3	0.42	0.36	472
BPCI00121280622□A0	6200	10,20	10	7.1	0.33	0.30	622
BPCI00121280682□A0	6800	20	10	7.2	0.30	0.28	682
BPCI00121280103□A0	10000	20	10	14.2	0.15	0.15	103

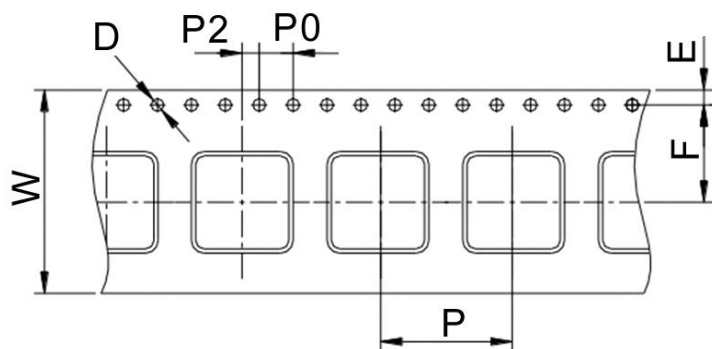
Note: When ordering, please specify tolerance code. Tolerance: K=±10% , M=±20% , T=±30%

- Operating temperature range – 40°C ~ 125°C (Including self - temperature rise)
- Isat for Inductance drop 10% from its value without current
- Irms for a 40°C temperature rise from 25°C ambient with current
- Rated DC Current : The less value which is Isat or Irms

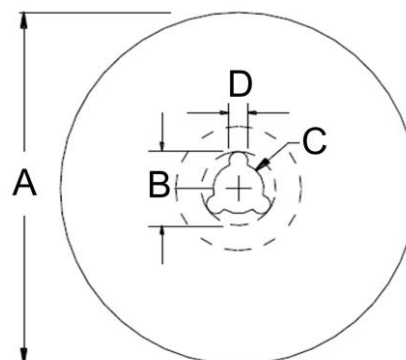
SMD Shielded Power Inductors – BPCI Series

Packaging Specifications

Tape Dimensions



Reel Dimensions



Dimensions in mm

TYPE	Tape Dimensions							Reel Dimensions				Quantity PCS / Reel
	W	D	E	F	P	P0	P2	A	B	C	D	
BPCI00070746	16	1.5	1.75	7.5	12	4	2	330	20	13	2	1000
BPCI00121250	24	1.5	1.75	11.5	16	4	2	330	20	13	2	500
BPCI00121260	24	1.5	1.75	11.5	16	4	2	330	20	13	2	500
BPCI00121280	24	1.5	1.75	11.5	16	4	2	330	20	13	2	500
BPCI00121210	24	1.5	1.75	11.5	24	4	2	330	20	13	2	250