


Shielded Power Inductors – PFL1609



- Low cost, low profile 0603 size power inductor
- Less than 1 mm high; requires less than 2 mm² of board space
- Lower DCR than other parts this size
- AEC-Q200 Grade 1 (–40°C to +125°C)

Designer's Kit C433 contains 20 of each PFL1609 and PFL2010 value

Core material Composite

Core and winding loss See www.coilcraft.com/coreloss

Environmental RoHS compliant, halogen free

Terminations RoHS compliant matte tin over nickel over silver-platinum-glass frit. Other terminations available at additional cost.

Weight 4.3 – 8.3 mg

Ambient temperature –40°C to +125°C.

Maximum part temperature +140°C (ambient + temp rise). [Derating](#).

Storage temperature Component: –40°C to +125°C.

Tape and reel packaging: –40°C to +80°C

Resistance to soldering heat Max three 40 second reflows at +260°C, parts cooled to room temperature between cycles

Moisture Sensitivity Level (MSL) 1 (unlimited floor life at <30°C / 85% relative humidity)

Packaging 2000 per 7" reel Paper tape: 8 mm wide, 1.0 mm thick, 2 mm pocket spacing

PCB washing Tested to MIL-STD-202 Method 215 plus an additional aqueous wash. See [Doc787_PCB_Washing.pdf](#).

Part number ¹	Inductance ² ±20% (µH)	DCR (mOhms) ³		SRF typ ⁴ (MHz)	Isat (mA) ⁵			Irms (mA) ⁶	
		typ	max		10% drop	20% drop	30% drop	20°C rise	40°C rise
PFL1609-47NME_	0.047	30	50	1850	2200	2600	2800	2400	3400
PFL1609-471ME_	0.47	83	100	650	760	990	1200	1000	1300
PFL1609-561ME_	0.56	110	130	600	710	920	1100	1100	1400
PFL1609-681ME_	0.68	145	170	520	610	780	900	1100	1400
PFL1609-102ME_	1.0	200	230	445	480	690	760	650	850
PFL1609-222ME_	2.2	410	470	130	300	390	470	480	630
PFL1609-472ME_	4.7	620	700	60	240	300	370	380	500
PFL1609-682ME_	6.8	1000	1200	40	170	230	260	330	440
PFL1609-103ME_	10	1200	1400	35	130	185	215	320	420

1. When ordering, please specify **packaging** codes:

PFL1609-103MEW

Packaging: **W** = 7" machine-ready reel. EIA-481 punched paper tape. Quantities less than full reel available: in tape (not machine ready) or with leader and trailer (\$25 charge). (2000 parts per full reel).

U = Less than full reel. In an effort to simplify our part numbering system, Coilcraft is eliminating the need for multiple packaging codes. When ordering, simply change the last letter of your part number from U to W.

- Inductance tested at 7.9 MHz, 0.1 Vrms using a Coilcraft SMD-F test fixture with an Agilent/HP 4286A impedance analyzer and Coilcraft-provided correlation pieces.
 - DCR measured using a micro-ohmmeter.
 - SRF measured using an Agilent/HP 8753D network analyzer and a Coilcraft SMD-D test fixture.
 - DC current at 25°C that causes the specified inductance drop from its value without current. [Click for temperature derating information](#).
 - Current that causes the specified temperature rise from 25°C ambient. This information is for reference only and does not represent absolute maximum ratings. [Click for temperature derating information](#).
 - Electrical specifications at 25°C.
- Refer to Doc 362 "Soldering Surface Mount Components" before soldering.



www.coilcraft.com

US +1-847-639-6400 sales@coilcraft.com

UK +44-1236-730595 sales@coilcraft-europe.com

Taiwan +886-2-2264 3646 sales@coilcraft.com.tw

China +86-21-6218 8074 sales@coilcraft.com.cn

Singapore www.coilcraft.com.sg

Document 875-1 Revised 04/07/22

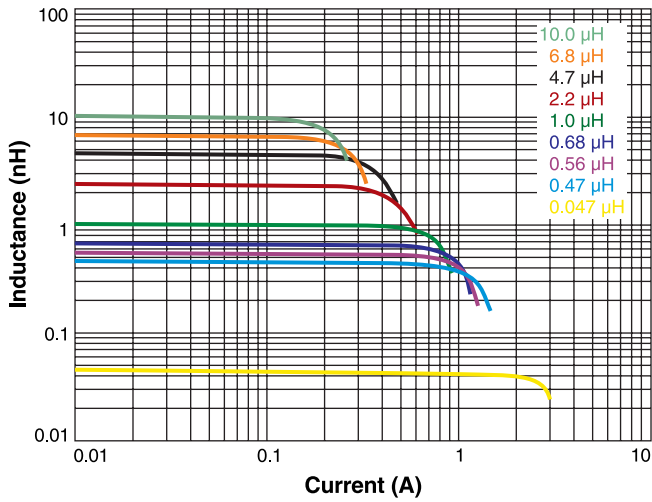
© Coilcraft Inc. 2022

This product may not be used in medical or high risk applications without prior Coilcraft approval. Specification subject to change without notice. Please check web site for latest information.

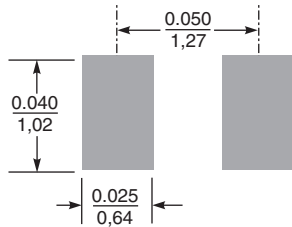
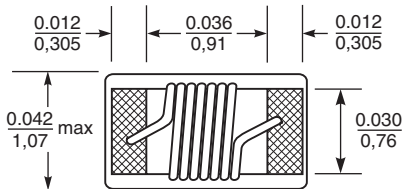
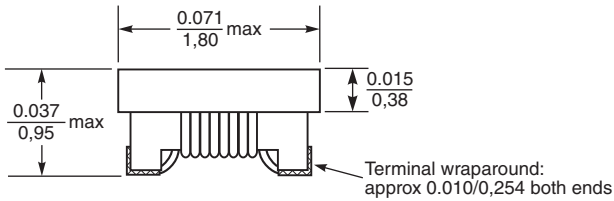
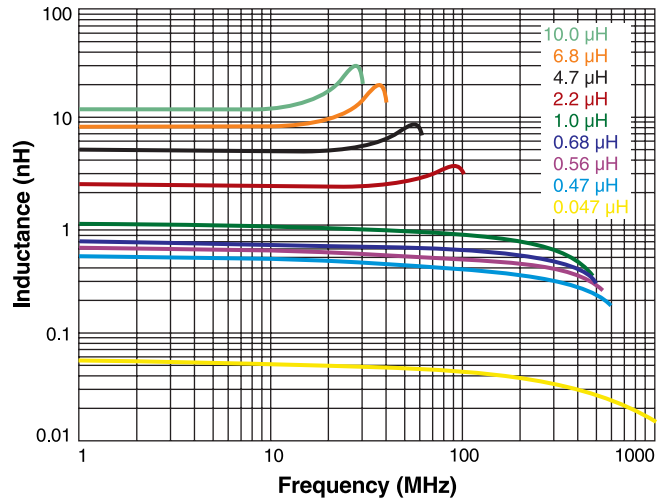


PFL1609 Series

L vs Current



L vs Frequency



Recommended Land Pattern

Dimensions are in inches/mm



www.coilcraft.com

US +1-847-639-6400 sales@coilcraft.com
UK +44-1236-730595 sales@coilcraft-europe.com
Taiwan +886-2-2264 3646 sales@coilcraft.com.tw
China +86-21-6218 8074 sales@coilcraft.com.cn
Singapore Downloaded From Oneyac.com 1.SG

COILCRAFT ACCURATE
PRECISION REPEATABLE
 MEASUREMENTS
 SEE WEB SITE **TEST FIXTURES**

Document 875-2 Revised 04/07/22

© Coilcraft Inc. 2022

This product may not be used in medical or high risk applications without prior Coilcraft approval. Specification subject to change without notice. Please check web site for latest information.

单击下面可查看定价，库存，交付和生命周期等信息

[>>Coilcraft\(线艺\)](#)