

Current Sense Transformers CST7030



- AEC-Q200 Grade 1 (–40°C to +125°C)
- Small surface mount current sensors
- Sensed current up to 20 A; Designed for frequency range up to 1 MHz and above
- Very low primary DC resistance
- 500 Vrms, one minute isolation (hipot) between windings
- Designed for:
 - Continuous AC current monitoring in switched-mode power supply; Overload and short-circuit protection; Current measurement in traction motor and battery management systems in conventional and xEV (EV, HEV, FCEV) vehicles.
- Can also be used in 48 V vehicle electrical systems

Part number ¹	Turns (N) pri:sec	Inductance ² min (mH)	DCR max (Ohms)		Frequency range ³ (kHz)	Volt-time product ⁴ (Vµsec)	Sensed current I _{in} ⁵ max (A)	Terminating resistance R _T ⁶ (Ohms)
			pri	sec				
CST7030-020L_	1:20	0.053	0.0015	0.420	78→1000	6.4	20	1.0
CST7030-050L_	1:50	0.333	0.0015	2.76	31→1000	16.0	20	2.5
CST7030-070L_	1:70	0.652	0.0015	5.04	22→1000	22.4	20	3.5
CST7030-100L_	1:100	1.330	0.0015	10.68	16→1000	32.0	20	5.0
CST7030-150L_	1:150	2.993	0.0015	22.30	10→1000	48.0	20	7.5

1. When ordering, please specify **packaging** code:

CST7030-150LC

Packaging: **C** = 7" machine-ready reel. EIA-481 embossed plastic tape (600 parts per full reel). Quantities less than full reel available: in tape (not machine ready) or with leader and trailer (\$25 charge).

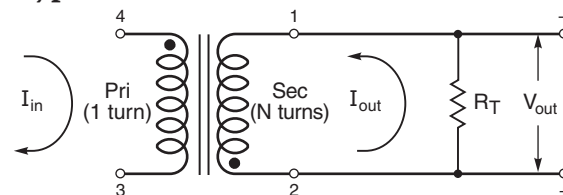
B = Less than full reel. In an effort to simplify our part numbering system, Coilcraft is eliminating the need for multiple packaging codes. When ordering, simply change the last letter of your part number from B to C.

D = 13" machine-ready reel. EIA-481 embossed plastic tape. Factory order only, not stocked (2500 parts per full reel).

- Inductance measured between secondary pins at 100 kHz, 0.1 Vrms, 0 Adc.
 - For specific questions regarding frequency range, please contact us at cst@coilcraft.com.
 - Volt-time product is for the secondary, between pin 1 and 2.
 - Primary current of 20 A causes less than 25°C temperature rise from 25°C ambient. Higher current causes a greater temperature rise (see Temperature Rise vs Current curve).
 - Terminating resistance (R_T) value is based on 1 Volt output with 20 Amps flowing through the primary. Varying terminating resistance increases or decreases output Voltage/Ampere according to the following equation:

$$R_T = V_{out} \times N_{sec} / I_{in}$$
 - Electrical specifications at 25°C.
- Refer to Doc 362 "Soldering Surface Mount Components" before soldering.

Typical Circuit



Core material Ferrite

Terminations RoHS compliant tin-silver-copper over tin over nickel over copper

Weight 0.16 g

Ambient temperature –40°C to +125°C

Maximum part temperature +165°C (ambient + temp rise)

Storage temperature Component: –40°C to +125°C.

Tape and reel packaging: –40°C to +80°C

Resistance to soldering heat Max three 40 second reflows at +260°C, parts cooled to room temperature between cycles

Moisture Sensitivity Level (MSL) 1 (unlimited floor life at <30°C / 85% relative humidity)

Packaging 600/7" reel; 2500/13" reel Plastic tape: 16 mm wide, 0.35 mm thick, 8 mm pocket spacing, 3.0 mm pocket depth

PCB washing Tested to MIL-STD-202 Method 215 plus an additional aqueous wash. See [Doc787_PCB_Washing.pdf](#).



www.coilcraft.com

US +1-847-639-6400 sales@coilcraft.com

UK +44-1236-730595 sales@coilcraft-europe.com

Taiwan +886-2-2264 3646 sales@coilcraft.com.tw

China +86-21-6218 8074 sales@coilcraft.com.cn

Singapore Downloaded From Oneyac.com 1.sg

Document 1101-1 Revised 08/13/21

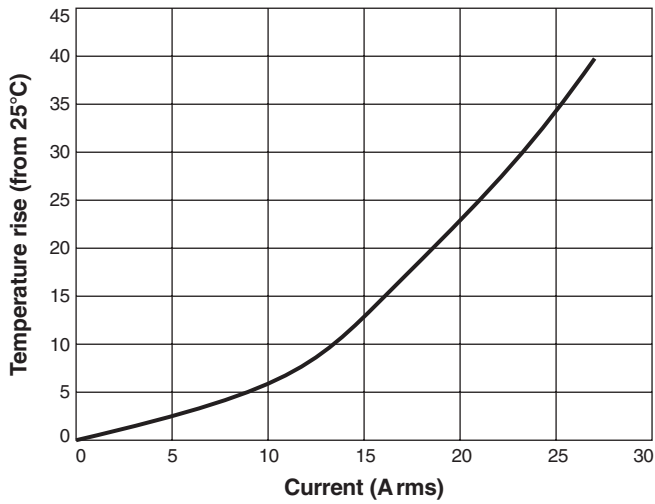
© Coilcraft Inc. 2021

This product may not be used in medical or high risk applications without prior Coilcraft approval. Specification subject to change without notice. Please check web site for latest information.

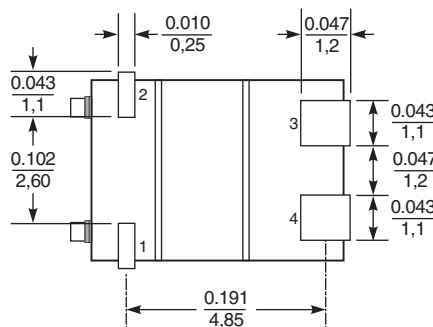
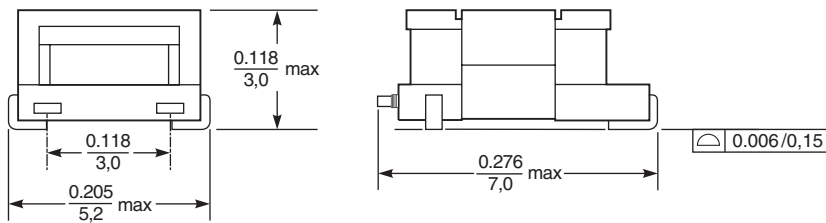


CST7030 SMT Current Sense Transformers

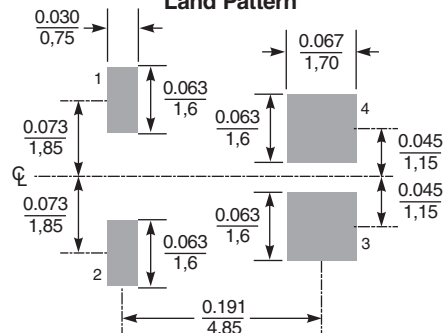
Temperature Rise vs Current



Dimensions



Recommended Land Pattern



Dimensions are in $\frac{\text{inches}}{\text{mm}}$



US +1-847-639-6400 sales@coilcraft.com
UK +44-1236-730595 sales@coilcraft-europe.com
Taiwan +886-2-2264 3646 sales@coilcraft.com.tw
China +86-21-6218 8074 sales@coilcraft.com.cn
Singapore Downloaded From Oneyac.com 1.SG

Document 1101-2 Revised 08/13/21
 © Coilcraft Inc. 2021
 This product may not be used in medical or high risk applications without prior Coilcraft approval. Specification subject to change without notice. Please check web site for latest information.

单击下面可查看定价，库存，交付和生命周期等信息

[>>Coilcraft\(线艺\)](#)