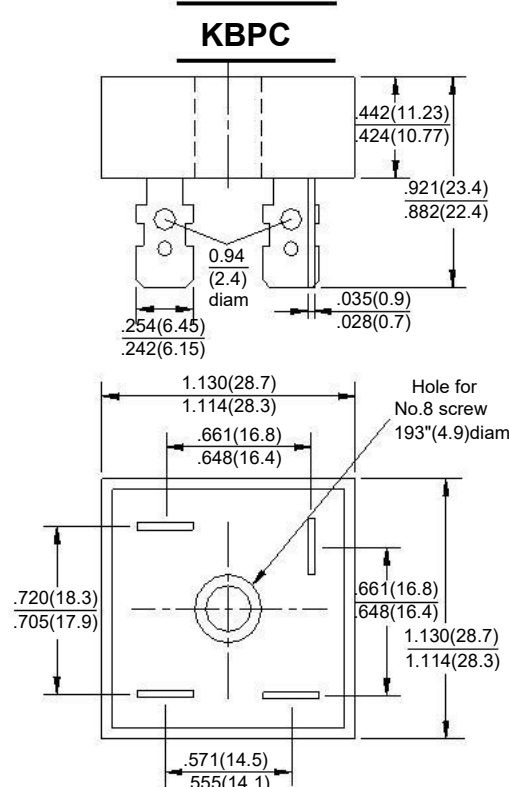


KBPC10/15/25/35/50ASERIES

<p>SILICON BRIDGE RECTIFIERS</p> <p>FEATURES</p> <ul style="list-style-type: none"> ● Surge overload -240~500 Amperes peak ● Low forward voltage drop ● Mounting Position : Any ● Electrically isolated base -2000 Volts ● Solderable 0.25" FASTON terminals ● Materials used carries U/L recognition 	<p>REVERSE VOLTAGE - 50 to 1000Volts</p> <p>FORWARD CURRENT - 10/15/25/35/50 Amperes</p> <div style="text-align: center;"> <p>KBPC</p>  <p>Dimensions in inches and (millimeters)</p> </div>
---	--

MAXIMUM RATINGS AND ELECTRICAL CHARACTERISTICS

Rating at 25°C ambient temperature unless otherwise specified.
 Resistive or inductive load 60Hz.
 For capacitive load current by 20%

CHARACTERISTICS	SYMBOL	KBPC	KBPC	KBPC	KBPC	KBPC	KBPC	KBPC	UNIT
		10005	1001	1002	1004	1006	1008	1010	
		15005	1501	1502	1504	1506	1508	1510	
		25005	2501	2502	2504	2506	2508	2510	
		35005	3501	3502	3504	3506	3508	3510	
		50005	5001	5002	5004	5006	5008	5010	
Maximum Recurrent Peak Reverse Voltage	V _{RRM}	50	100	200	400	600	800	1000	V
Maximum RMS Bridge Input Voltage	V _{RMS}	35	70	140	280	420	560	700	V
Maximum Average Forward Rectified Output Current @T _c =55°C	I _(AV)	10	15	25	35	50			A
Peak Forward Surge Current 8.3ms Single Half Sine-Wave Super Imposed on Rated Load	I _{FSM}	240	300	400	400	500			A
Maximum Forward Voltage Drop Per Element at 5.0/7.5/12.5/17.5/25.0A Peak	V _F	1.1							V
Maximum Reverse Current at Rate DC Blocking Voltage Per Element @T _A =25°C	I _R	10							uA
Operating Temperature Range	T _J	-55 to +125							°C
Storage Temperature Range	T _{STG}	-55 to +125							°C

NOTES: Also available on KBPC 10W/15W/25W/35W/50W series.

FIG.1-MAXIMUM FORWARD SURGE CURRENT

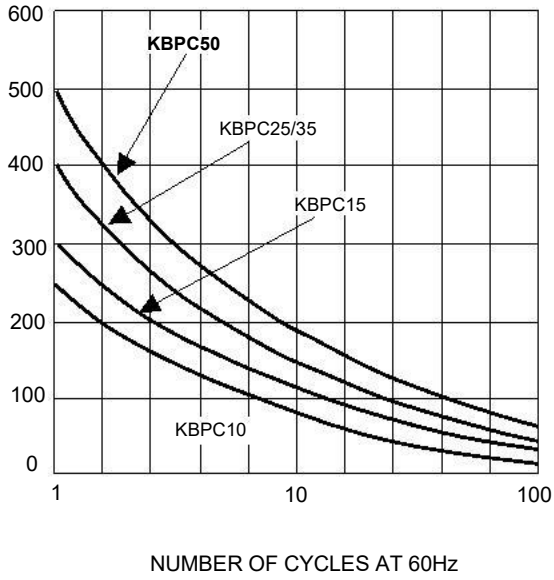


FIG.2- DERATING CURVE
 OUTPUT RECTIFIED CURRENT

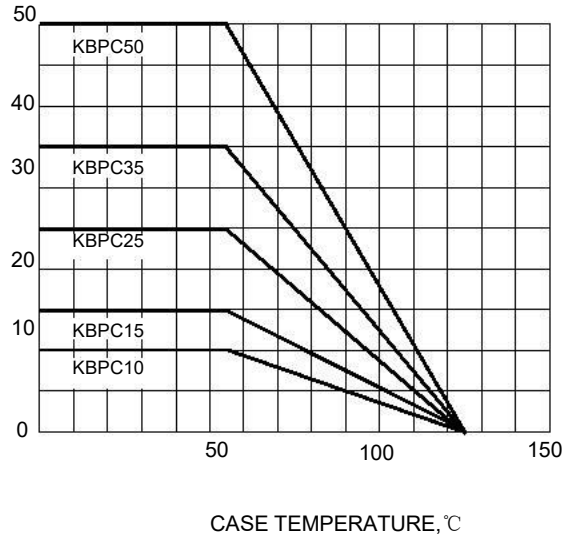


FIG.3-TYPICAL FORWARD CHARACTERISTICS

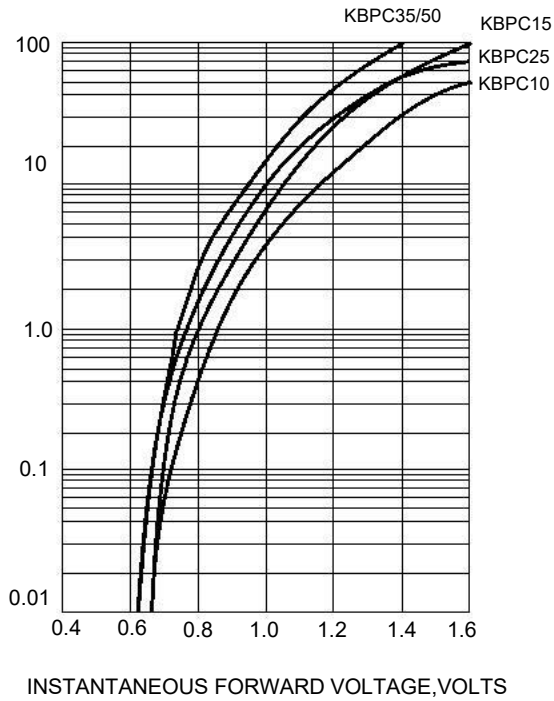
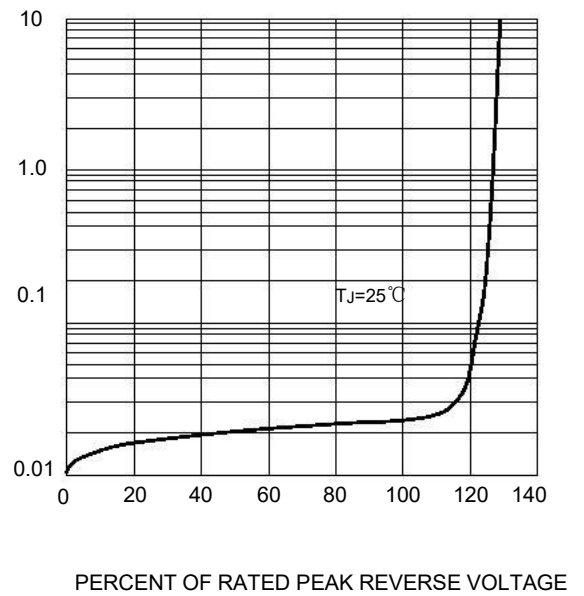


FIG.4-TYPICAL REVERSE CHARACTERISTICS



单击下面可查看定价，库存，交付和生命周期等信息

[>>COMON\(阔迈\)](#)