

# HD005 thru HD10

## SURFACE MOUNT GLASS PASSIVATED BRIDGE RECTIFIERS

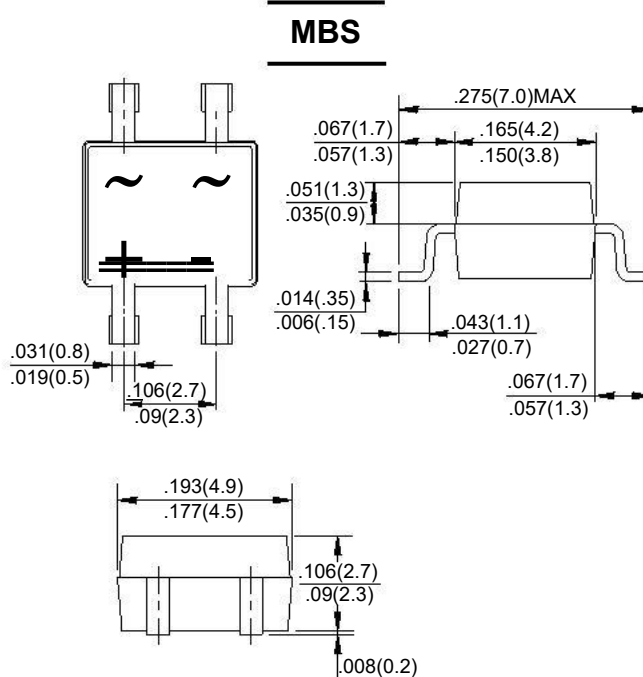
REVERSE VOLTAGE - **50 to 1000** Volts  
 FORWARD CURRENT - **0.8** Amperes

### FEATURES

- Rating to 1000V PRV
- Ideal for printed circuit board
- Reliable low cost construction utilizing molded plastic technique results in inexpensive product
- Lead tin plated copper

### MECHANICAL DATA

- Polarity: Symbol molded on body
- Weight: 0.0044 ounces, 0.125 grams
- Mounting position : Any



Dimensions in inches and (millimeters)

### MAXIMUM RATINGS AND ELECTRICAL CHARACTERISTICS

Rating at 25°C ambient temperature unless otherwise specified.

Single phase, half wave ,60Hz, resistive or inductive load.

For capacitive load, derate current by 20%

CHARACTERISTICS	SYMBOL	HD005	HD01	HD02	HD04	HD06	HD08	HD10	UNIT
Maximum Recurrent Peak Reverse Voltage	V <sub>RRM</sub>	50	100	200	400	600	800	1000	V
Maximum RMS Voltage	V <sub>RMS</sub>	35	70	140	280	420	560	700	V
Maximum DC Blocking Voltage	V <sub>DC</sub>	50	100	200	400	600	800	1000	V
Maximum Average Forward Rectified Current (Note 1) @T <sub>A</sub> =40 °C	I <sub>(AV)</sub>	0.8							A
Peak Forward Surge Current 8.3ms Single Half Sine-Wave Super Imposed on Rated Load(JEDEC Method)	I <sub>FSM</sub>	40							A
Peak Forward Voltage at 0.8A DC	V <sub>F</sub>	1.1							V
Maximum DC Reverse Current @T <sub>J</sub> =25°C at Rated DC Blocking Voltage @T <sub>J</sub> =125°C	I <sub>R</sub>	5.0 500							µA
Typical Junction Capacitance Per Element (Note2)	C <sub>J</sub>	15							pF
Typical Thermal Resistance (Note3)	R <sub>θJC</sub>	75							°C/W
Operating Temperature Range	T <sub>J</sub>	-55 to +150							°C
Storage Temperature Range	T <sub>STG</sub>	-55 to +150							°C

NOTES:1.Mounted on P.C. board.

2.Measured at 1.0MHz and applied reverse voltage of 4.0V DC.

3.Thermal resistance junction to ambient.

FIG.1-FORWARD CURRENT DERATING CURVE

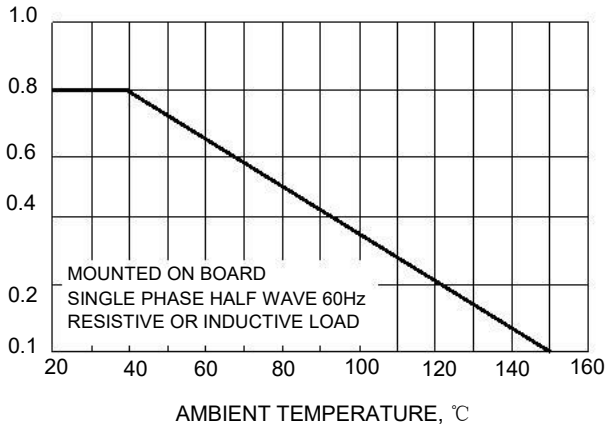


FIG.2 - MAXIMUM NON-REPETITIVE SURGE CURRENT

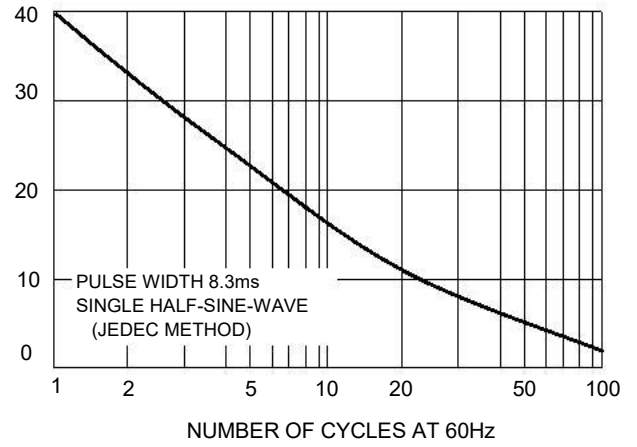


FIG.3-TYPICAL REVERSE CHARACTERISTICS

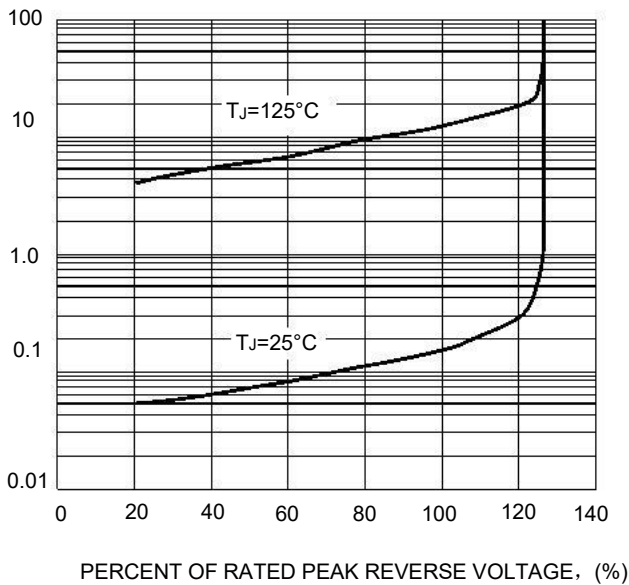


FIG.4-TYPICAL FORWARD CHARACTERISTICS

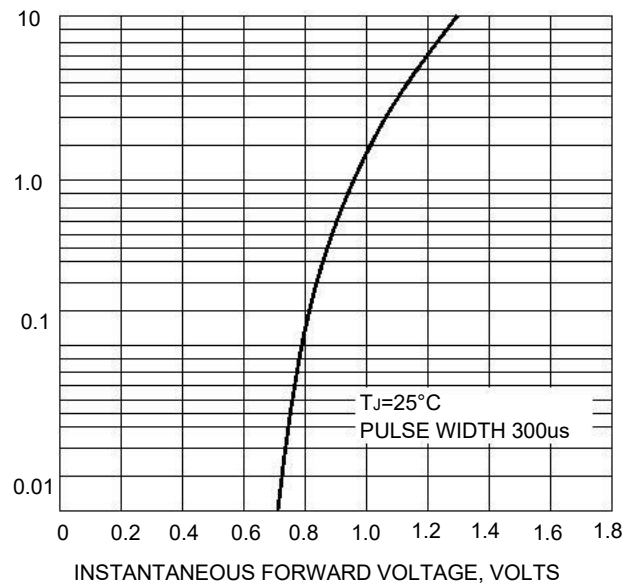
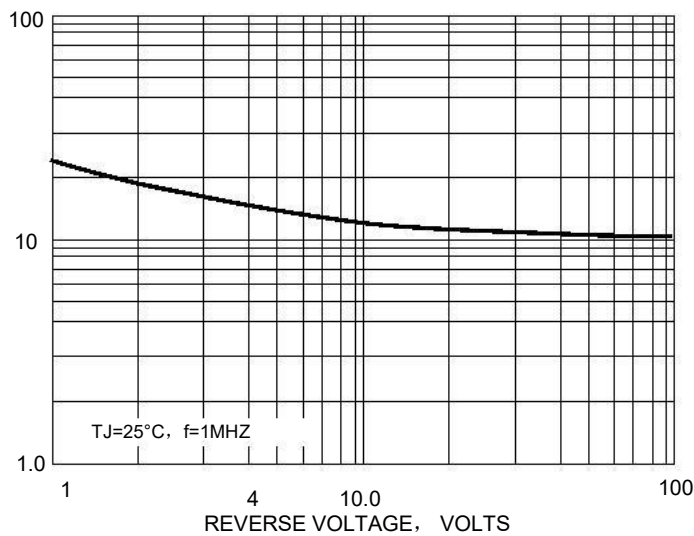


FIG.5-TYPICAL JUNCTION CAPACITANCE



单击下面可查看定价，库存，交付和生命周期等信息

[>>COMON\(阔迈\)](#)