



CRC NEW ENERGY

APPROVAL SHEET

TO: 交流滤波薄膜电容 6.6uF ± 10% 300VAC

Main Materials		MARKING & OUTLINE DRAWING
Construction	Materials	
Dielectric	Metallized Polypropylene Film	
Terminal	Tinned copper wire	
Filling	Flame-retardant epoxy resin, white	
Case	Flame-retardant plastic case, grey	

Part No.	TYPE	Dimensions (mm)						NOTE
		W	H	T	P	L	ΦD	
AC5019	MKP-AC6.6uFK300VAC	41.5	35	19	37.5	6	1.0CU	

CUSTOMER CONFIRMATION			CRC OFFER		
STAMP	APPROVED BY	CHECKED BY	STAMP	APPROVED BY	PREPARED BY
				张东泽	李道燕
DATE			DATE	2017-07-22	

SHENZHEN CRC NEW ENERGY CO., LTD

6th and 7th Floor R&D Building, Yanchuan North Industrial Park,
Songgang Town, Baoan District, Shenzhen, China

TEL: +86 - 0755 - 29948883 / 29948998 FAX: +86 - 0755 - 29948906 <http://www.crccapacitor.com>

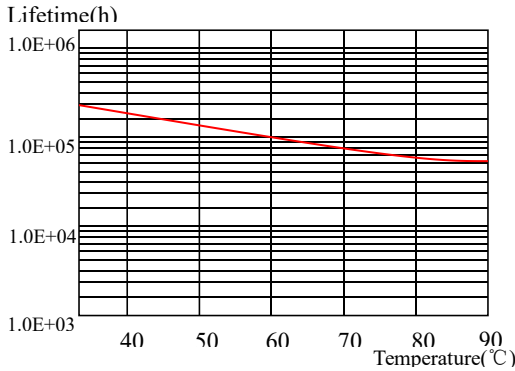
CRC-BDE-08

Technical Data

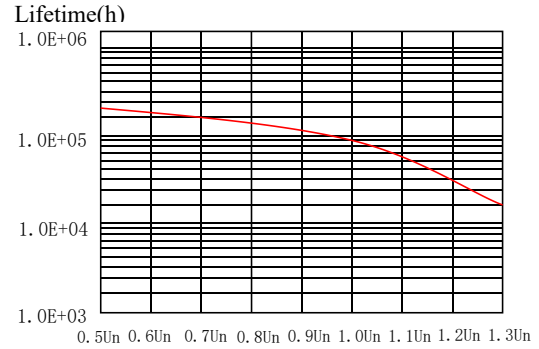
Items	Symbols	Values
Rated capacitance	C_N	$6.6\mu\text{F} \pm 10\%$
Rated voltage	U_N	300V.AC
Non-recurrent surge voltage	U_s	450V.AC
Maximum current	I_{rms}	10A
Maximum peak current	\hat{I}	270A
Maximum surge current	I_s	810A
Series resistance	R_s	$\leq 6\text{m}\Omega$
Tangent of the loss	$\tan \delta$	$\leq 0.0020(100\text{Hz})$
Insulation Resistance	$C \times R_{is}$	$\geq 5000\text{S}$
Self inductance	L_e	$\leq 30\text{nH}$
Lowest operating temperature	Θ_{min}	-40°C
Maximum operating temperature	Θ_{max}	105°C
Operating humidity	RH	0~95%
Storage temperature range	$\Theta_{storage}$	$-40^\circ\text{C} \sim 105^\circ\text{C}$
Service life		100000h
At $\Theta_{hotspot}$		$\leq 70^\circ\text{C}$
Failure quota		300Fit
Test data		
Voltage test between terminals	V_{tt}	450V.AC/10S
A.C. voltage test between terminals and case	V_{t-c}	3000V.AC/10S
Operating altitude		2000m (max)
Terminal tightening torque		—
Bottom tightening torque		—
Weight		kg

Electrical Characteristics of Film Capacitor

1. Lifetime Expectancy

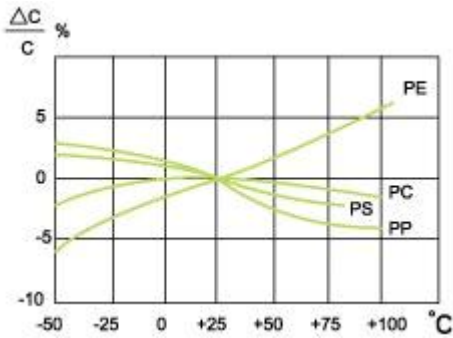


Lifetime expectancy vs. Charging temperature

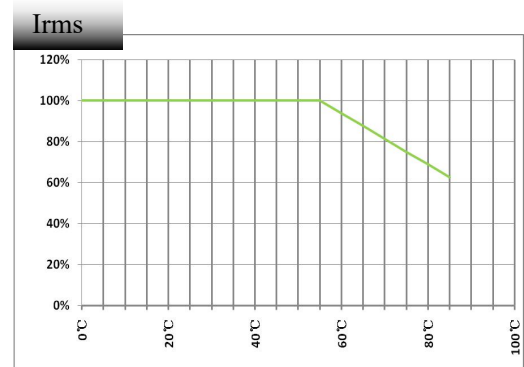


Lifetime expectancy vs. Charging voltage

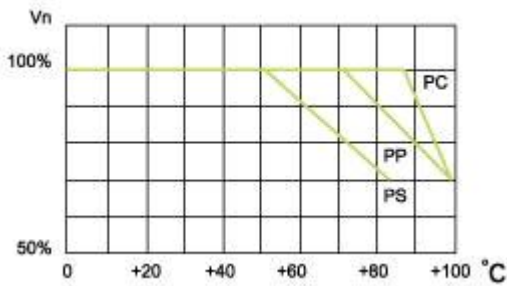
2. Temperature Characteristics



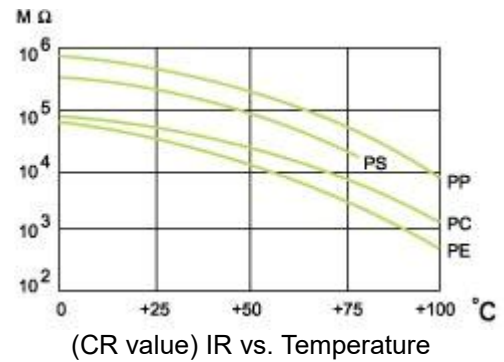
Capacitance change rate vs. Temperature



Operating current vs. Temperature

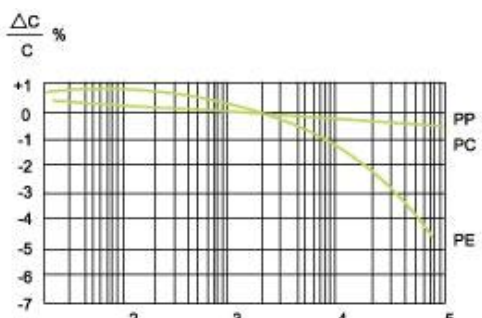


Operating voltage vs. Temperature

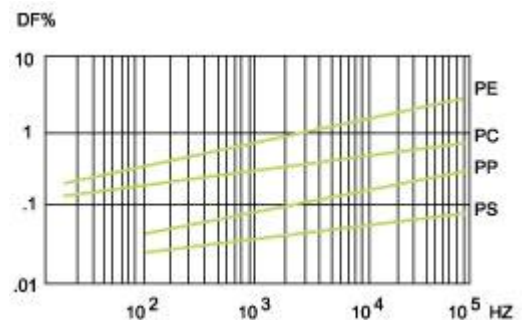


(CR value) IR vs. Temperature

3. Frequency Characteristics



Capacitance change rate vs. Frequency



Dissipation factor vs. Frequency

单击下面可查看定价，库存，交付和生命周期等信息

[>>CRC\(创容\)](#)