



CRC NEW ENERGY

APPROVAL SHEET

TO: 交流滤波薄膜电容 4.7uF ± 5% 330VAC

Main Materials		MARKING & OUTLINE DRAWING
Construction	Materials	
Dielectric	Metallized Polypropylene Film	
Terminal	Tinned copper wire	
Filling	Flame-retardant epoxy resin, grey	
Case	Flame-retardant plastic case, grey	

Part No.	TYPE	Dimensions (mm)						NOTE
		W	H	T	P	L	ΦD	
AC5028	MKP-AC475J330VAC	32	37	22	27.5	4	1.2	

CUSTOMER CONFIRMATION			CR OFFER		
STAMP	APPROVED BY	CHECKED BY	STAMP	APPROVED BY	PREPARED BY
					闫佳佳
DATE			DATE	2020-07-16	

SHENZHEN CRC NEW ENERGY CO., LTD

6th and 7th Floor R&D Building, Yanchuan North Industrial Park,

Songgang Town, Baoan District, Shenzhen, China

TEL: +86 - 0755 - 29948883 / 29948998 FAX: +86 - 0755 - 29948906 <http://www.csdcap.com>

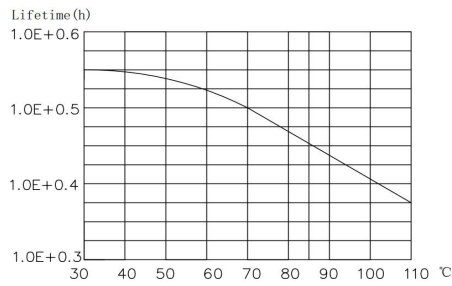
CRC-BDE-08

Technical Data

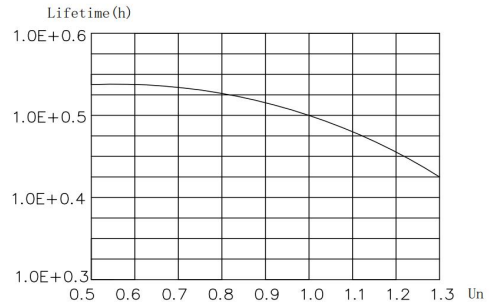
Items	Symbols	Values						
Rated capacitance	C_N	$4.7\mu F \pm 5\%$						
Rated voltage	U_N	330V.AC						
Non-recurrent surge voltage	U_s	700V.AC						
Maximum current	I_{rms}	8A						
Maximum peak current	\hat{i}	250A						
Maximum surge current	I_s	750A						
Series resistance	R_s	$\leq 7.6m\Omega$						
Tangent of the loss	$\tan \delta$	≤ 0.0020 (1KHZ)						
Insulation Resistance	$C \times R_{is}$	$\geq 5000S$						
Self inductance	L_e	$\leq 35nH$						
Lowest operating temperature	Θ_{min}	$-40^\circ C$						
Maximum operating temperature	Θ_{max}	$105^\circ C$						
Operating humidity	RH	0~95%						
Service life		100000h						
Failure quota		$< 100fit$						
Test data								
Voltage test between terminals	V_{tt}	950V.DC/10S						
<table border="1"> <tr> <td rowspan="5">过电压</td> <td>1.1 U_N (30% of on-load-dur.)</td> </tr> <tr> <td>1.15 U_N (30min/day)</td> </tr> <tr> <td>1.2 U_N (5min/day)</td> </tr> <tr> <td>1.3 U_N (1min/day)</td> </tr> <tr> <td>1.5 U_N (30ms every time, 1 000times during the life of the capacitor)</td> </tr> </table>			过电压	1.1 U_N (30% of on-load-dur.)	1.15 U_N (30min/day)	1.2 U_N (5min/day)	1.3 U_N (1min/day)	1.5 U_N (30ms every time, 1 000times during the life of the capacitor)
过电压	1.1 U_N (30% of on-load-dur.)							
	1.15 U_N (30min/day)							
	1.2 U_N (5min/day)							
	1.3 U_N (1min/day)							
	1.5 U_N (30ms every time, 1 000times during the life of the capacitor)							
Operating altitude		2000m (max)						
Terminal tightening torque		—						
Bottom tightening torque		—						
Weight		—						

Electrical Characteristics of Film Capacitor

1. Lifetime Expectancy

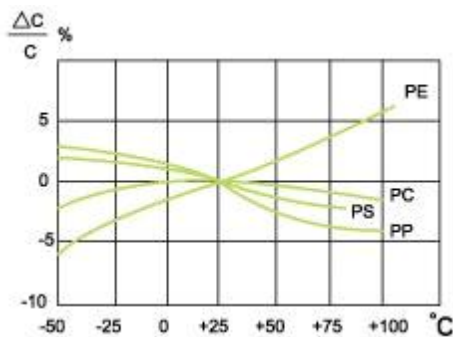


Lifetime expectancy vs. Charging temperature

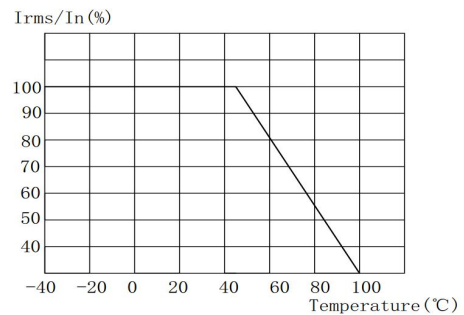


Lifetime expectancy vs. Charging voltage

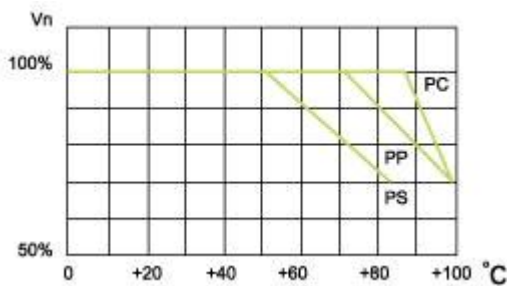
2. Temperature Characteristics



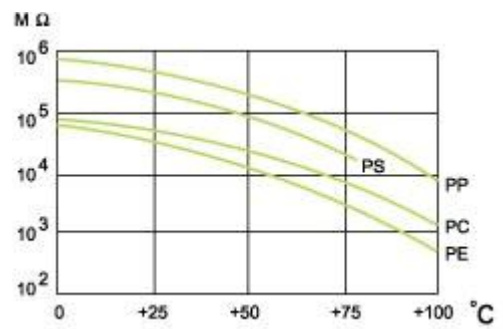
Capacitance change rate vs. Temperature



Operating current vs. Temperature

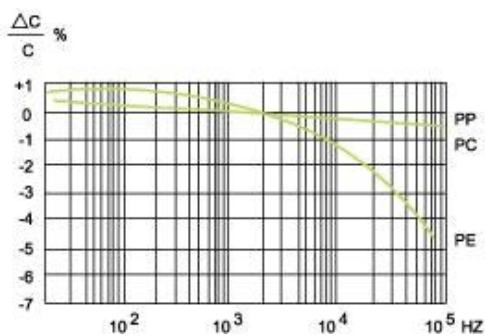


Operating voltage vs. Temperature

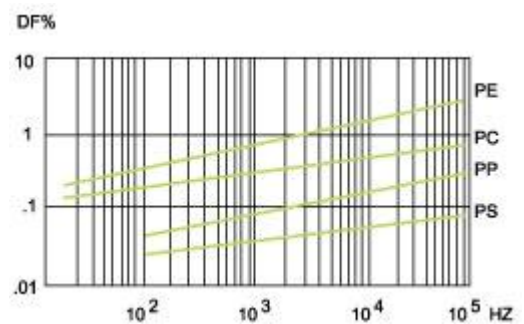


(CR value) IR vs. Temperature

3. Frequency Characteristics



Capacitance change rate vs. Frequency



Dissipation factor vs. Frequency

单击下面可查看定价，库存，交付和生命周期等信息

[>>CRC\(创容\)](#)