



CRC NEW ENERGY

APPROVAL SHEET

TO: 交流滤波薄膜电容 1.5uF ± 5% 450VAC

Main Materials		MARKING & OUTLINE DRAWING
Construction	Materials	
Dielectric	Metallized Polypropylene Film	
Terminal	Tinned copper wire	
Filling	Flame-retardant epoxy resin, grey	
Case	Flame-retardant plastic case, grey	

Part No.	TYPE	Dimensions (mm)						NOTE
		W	H	T	P	L	ΦD	
AC5040	MKP-AC1.5 μ F J 450VAC	31	25	14	27.5	15	1.0	

CUSTOMER CONFIRMATION			CR OFFER		
STAMP	APPROVED BY	CHECKED BY	STAMP	APPROVED BY	PREPARED BY
				袁朝晖	闫佳佳
DATE			DATE	2020-08-05	

SHENZHEN CRC NEW ENERGY CO., LTD

6th and 7th Floor R&D Building, Yanchuan North Industrial Park,

Songgang Town, Baoan District, Shenzhen, China

TEL: +86 - 0755 - 29948883 / 29948998 FAX: +86 - 0755 - 29948906 <http://www.csdcap.com>

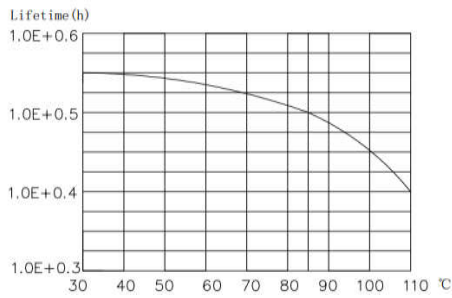
CSD-BDE-08

Technical Data

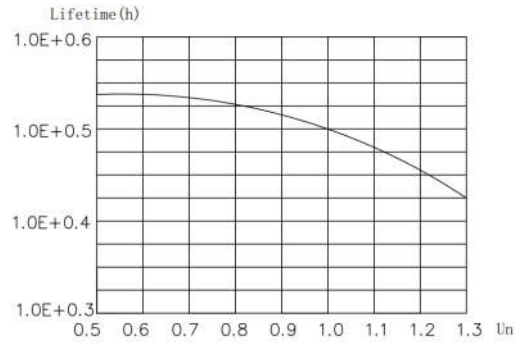
Items	Symbols	Values					
Rated capacitance	C_N	$1.5\mu\text{F} \pm 5\%$					
Rated voltage	U_N	450V.AC					
Non-recurrent surge voltage	U_s	900V.AC					
Maximum current	I_{rms}	6A					
Maximum peak current	\hat{I}	150A					
Maximum surge current	I_S	450A					
Series resistance	R_S	$\leq 40\text{m}\Omega$					
Tangent of the loss	$\tan \delta$	$\leq 0.0015(1\text{KHz})$					
Insulation Resistance	$C \times R_{is}$	$\geq 5000\text{S}$					
Self inductance	L_e	$< 40\text{nH}$					
Lowest operating temperature	Θ_{min}	-40°C					
Maximum operating temperature	Θ_{max}	105°C					
Operating humidity	RH	0~95%					
Service life		100000h					
Failure quota		$< 100\text{Fit}$					
Test data							
Voltage test between terminals	V_{tt}	1300V.DC/10S					
	过电压	<table border="1"> <tbody> <tr> <td>1.1 UN (30% of on-load-dur.)</td> </tr> <tr> <td>1.15 UN (30min/day)</td> </tr> <tr> <td>1.2 UN (5min/day)</td> </tr> <tr> <td>1.3 UN (1min/day)</td> </tr> <tr> <td>1.5 UN (30ms every time, 1 000times during the life of the capacitor)</td> </tr> </tbody> </table>	1.1 UN (30% of on-load-dur.)	1.15 UN (30min/day)	1.2 UN (5min/day)	1.3 UN (1min/day)	1.5 UN (30ms every time, 1 000times during the life of the capacitor)
1.1 UN (30% of on-load-dur.)							
1.15 UN (30min/day)							
1.2 UN (5min/day)							
1.3 UN (1min/day)							
1.5 UN (30ms every time, 1 000times during the life of the capacitor)							
Operating altitude		2000m (max)					
Terminal tightening torque		---					
Bottom tightening torque		---					
Weight		---					

Electrical Characteristics of Film Capacitor

1. Lifetime Expectancy

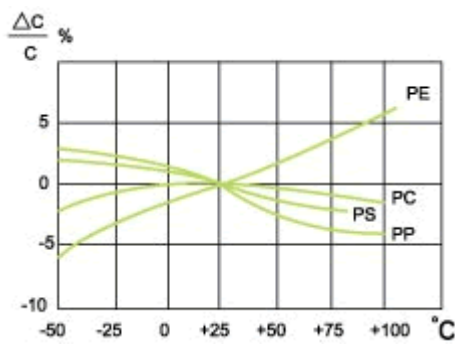


Lifetime expectancy vs. Charging temperature

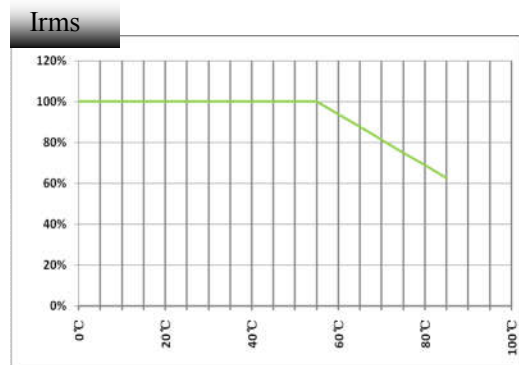


Lifetime expectancy vs. Charging voltage

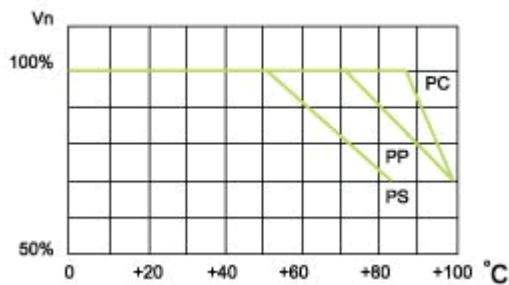
2. Temperature Characteristics



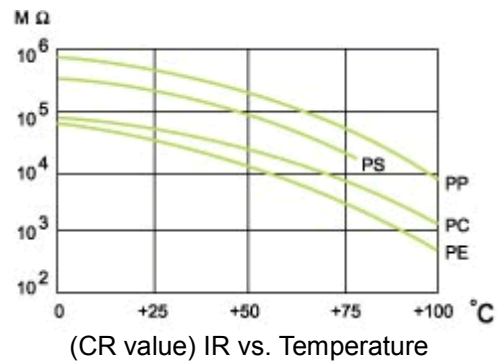
Capacitance change rate vs. Temperature



Operating current vs. Temperature

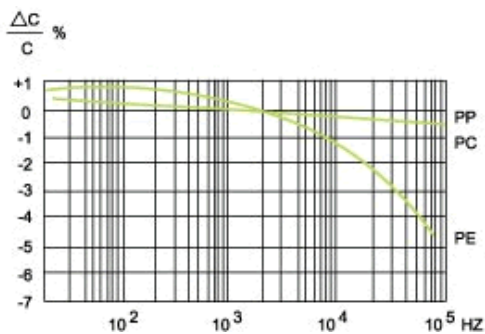


Operating voltage vs. Temperature

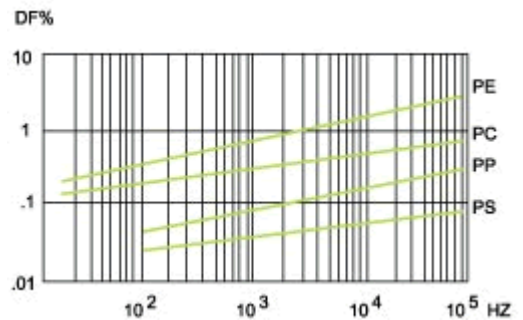


(CR value) IR vs. Temperature

3. Frequency Characteristics



Capacitance change rate vs. Frequency



Dissipation factor vs. Frequency

单击下面可查看定价，库存，交付和生命周期等信息

[>>CRC\(创容\)](#)