



CRC NEW ENERGY

# APPROVAL SHEET

TO: DC-Link 薄膜电容 5uF ± 10% 800V

Main Materials		MARKING & OUTLINE DRAWING
<b>Construction</b>	<b>Materials</b>	
Dielectric	Metallized Polypropylene Film	
Terminal	Tinned copper wire/plate	
Filling	Flame-retardant epoxy resin , grey	
Case	Flame-retardant plastic case, grey	

Part No.	TYPE	Dimensions (mm)						NOTE
		W	H	T	P	L	ΦD	
FC5021	MKP-FC 5.0 μF K 800V.DC	31	25	14	27.5	15	0.8	

CUSTOMER CONFIRMATION			CRC OFFER		
STAMP	APPROVED BY	CHECKED BY	STAMP	APPROVED BY	PREPARED BY
					闫佳佳
<b>DATE</b>			<b>DATE</b>	2020-03-19	

**SHENZHEN CRC NEW ENERGY CO., LTD**

6th and 7th Floor R&D Building, Yanchuan North Industrial Park,

Songgang Town, Baoan District, Shenzhen, China

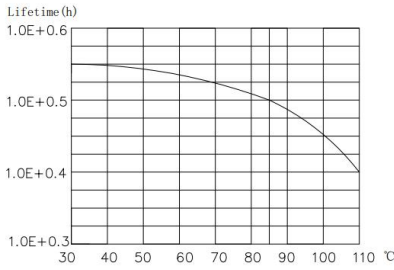
TEL: +86 - 0755 - 29948883 / 29948998 FAX: +86 - 0755 - 29948906 <http://www.csdcap.com>

# Technical Data

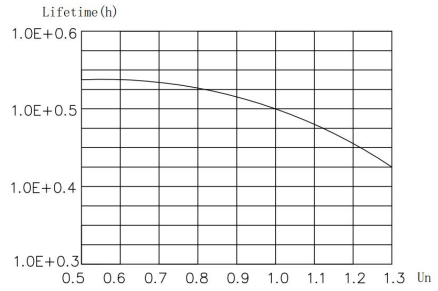
Items	Symbols	Values					
Rated capacitance	$C_N$	$5.0\mu\text{F} \pm 10\%$					
Rated voltage	$U_N$	800V.DC					
Non-recurrent surge voltage	$U_s$	1300V.DC					
Maximum current	$I_{rms}$	5A					
Maximum peak current	$\hat{I}$	160A					
Maximum surge current	$I_s$	480A					
Series resistance	$R_s$	$\leq 50\text{m}\Omega$					
Tangent of the loss	$\tan \delta$	$\leq 0.0015(1\text{kHz})$					
Insulation Resistance	$C \times R_{is}$	$\geq 5000\text{s}$					
Self inductance	$L_e$	$\leq 28\text{nH}$					
Lowest operating temperature	$\Theta_{min}$	$-40^\circ\text{C}$					
Maximum operating temperature	$\Theta_{max}$	$105^\circ\text{C}$					
Operating humidity	RH	0~95%					
Storage temperature	$\Theta_{storage}$	$-40^\circ\text{C} \sim 105^\circ\text{C}$					
Service life		100000h					
Failure quota		$< 100\text{Fit}$					
<b>Test data</b>							
Voltage test between terminals	$V_{tt}$	1200V.DC/10s					
过电压	<table border="1"> <tbody> <tr> <td>1.1 UN (30% of on-load-dur.)</td> </tr> <tr> <td>1.15 UN (30min/day)</td> </tr> <tr> <td>1.2 UN (5min/day)</td> </tr> <tr> <td>1.3 UN (1min/day)</td> </tr> <tr> <td>1.5 UN (30ms every time, 1 000times during the life of the capacitor)</td> </tr> </tbody> </table>	1.1 UN (30% of on-load-dur.)	1.15 UN (30min/day)	1.2 UN (5min/day)	1.3 UN (1min/day)	1.5 UN (30ms every time, 1 000times during the life of the capacitor)	
1.1 UN (30% of on-load-dur.)							
1.15 UN (30min/day)							
1.2 UN (5min/day)							
1.3 UN (1min/day)							
1.5 UN (30ms every time, 1 000times during the life of the capacitor)							
Operating altitude		2000m (max)					

# Electrical Characteristics of Film Capacitor

## 1. Lifetime Expectancy

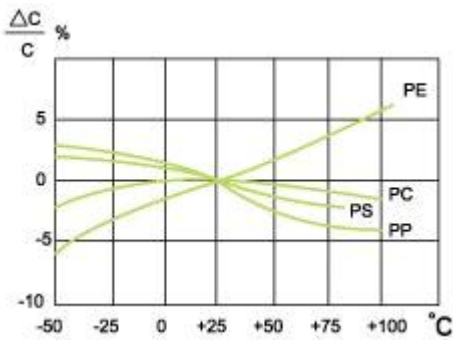


Life time Expectancy of charge temperature

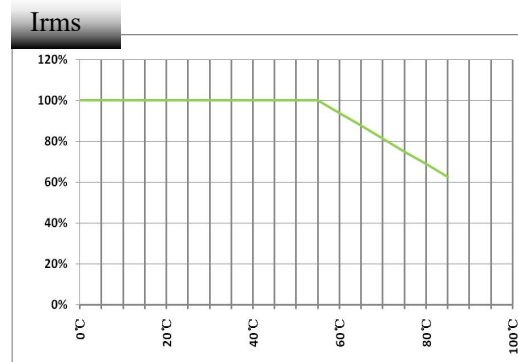


Life time Expectancy of charge voltage

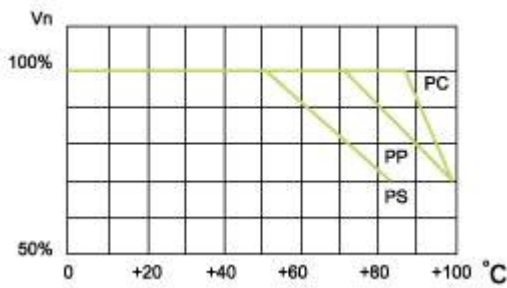
## 2. Temperature Characteristics



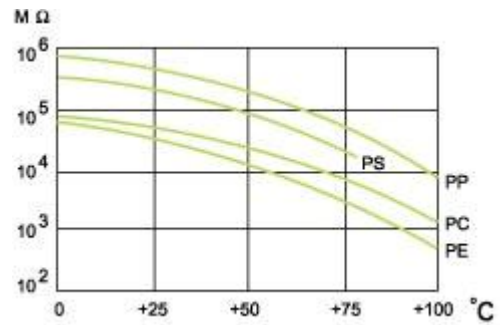
Capacitance vs. Temperature



Operation current vs. Temperature

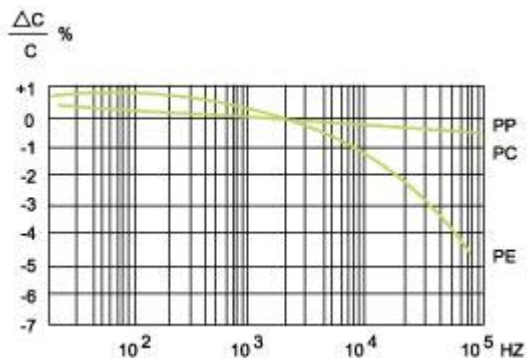


Operation voltage vs. Temperature

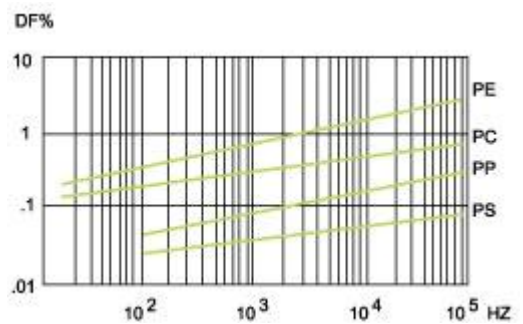


(CR value) IR vs. Temperature

## 3. Frequency Characteristics



Capacitance vs. Frequency



Dissipation Factor vs. Frequency

单击下面可查看定价，库存，交付和生命周期等信息

[>>CRC\(创容\)](#)