

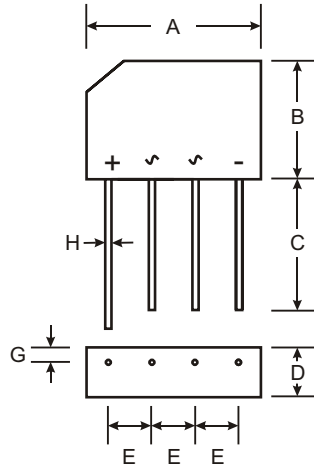
NOT RECOMMENDED FOR NEW DESIGNS,
PLEASE USE GBU4005 - GBU410

Features

- Plastic Package has UL Flammability Classification 94V-0
- Surge Overload Rating of 200A Peak
- Ideal for Oriented Circuit Board
- High Reliability and Low Leakage
- Rating to 1000V PIV
- UL Recognized Under Component Index, File Number E94661

Mechanical Data

- Case: RS-4L, Plastic
- Terminals: Plated Leads Solderable per MIL-STD-202, Method 208
- Mounting Position: Any
- Approx. Weight: 5.6 grams



| RS-4L | | |
|----------------------|-------------|------|
| Dim | Min | Max |
| A | 18.5 | 19.5 |
| B | 15.4 | 16.0 |
| C | 19.0 | - |
| D | 6.2 | 6.5 |
| E | 4.6 | 5.6 |
| G | 1.5 | 2.0 |
| H | 1.3 Typical | |
| All Dimensions in mm | | |

Maximum Ratings and Electrical Characteristics @ T_A = 25°C unless otherwise specified

Single phase, 60Hz, resistive or inductive load.
For capacitive load, derate current by 20%.

| Characteristic | Symbol | RS 401L | RS 402L | RS 403L | RS 404L | RS 405L | RS 406L | RS 407L | Units |
|--|-------------------|-------------|---------|---------|---------|---------|---------|---------|------------------|
| Maximum Recurrent Peak Reverse Voltage | V _{RRM} | 50 | 100 | 200 | 400 | 600 | 800 | 1000 | V |
| Maximum RMS Voltage | V _{RSM} | 35 | 70 | 140 | 280 | 420 | 560 | 700 | V |
| Maximum DC Blocking Voltage | V _{DC} | 50 | 100 | 200 | 400 | 600 | 800 | 1000 | V |
| Maximum Average Forward Rectified Output Current at T _A = 50°C | I _(AV) | 4.0 | | | | | | | A |
| Peak Forward Surge Current, 8.3 ms half sine-wave superimposed on rated load (JEDEC Method) | I _{FSM} | 200 | | | | | | | A |
| Maximum Forward Voltage at 3.0A | V _F | 1.0 | | | | | | | V |
| Maximum DC Reverse Current at Rated DC Blocking Voltage T _A = 25°C T _C = 100°C | I _R | 10.0 1.0 | | | | | | | μA mA |
| I ² t Rating for fusing (t<8.3ms) | I ² t | 166 | | | | | | | A ² s |
| Operating Temperature Range | T _J | -55 to +150 | | | | | | | °C |
| Storage Temperature Range | T _{STG} | -55 to +150 | | | | | | | °C |

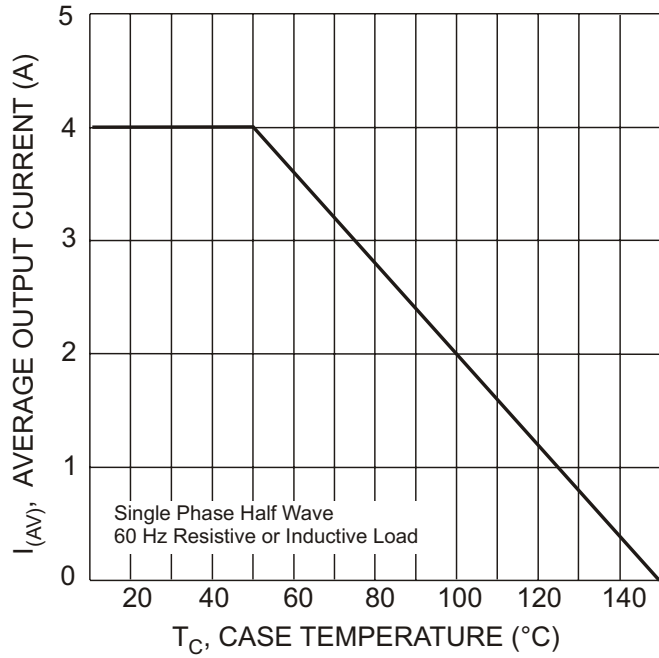


Fig. 1 Forward Current Derating Curve

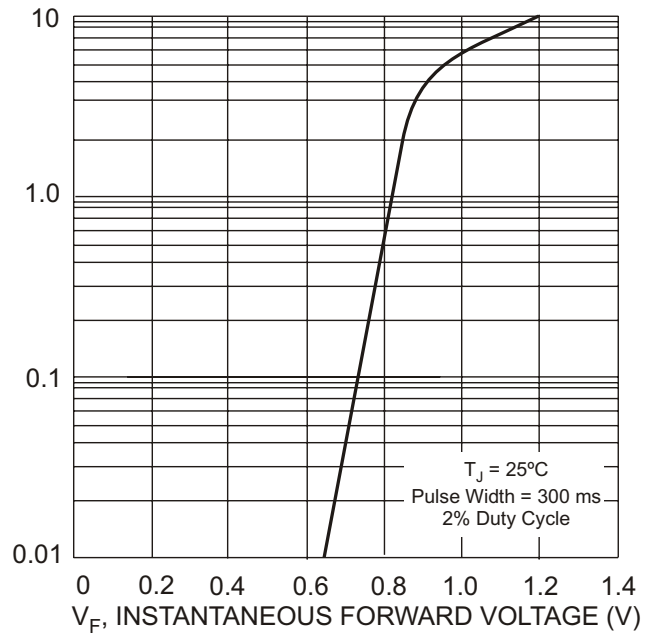


Fig. 2 Typical Forward Characteristics

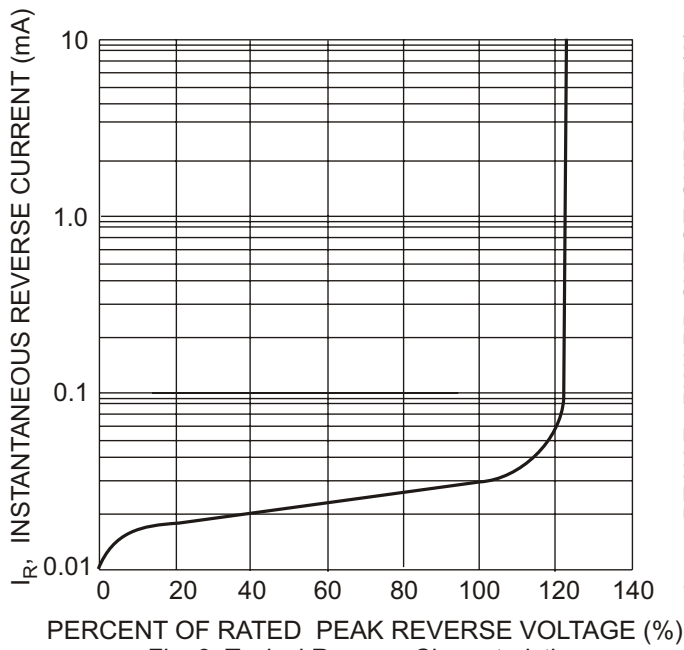


Fig. 3 Typical Reverse Characteristics

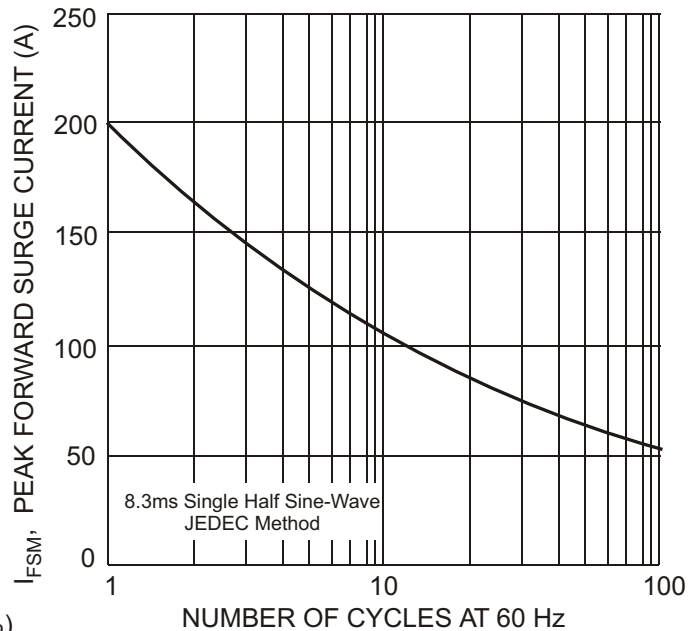


Fig. 4 Max Non-Repetitive Peak Fwd Surge Current

单击下面可查看定价，库存，交付和生命周期等信息

[>>Diodes Incorporated\(达达科技\(美台\)\)](#)