



A Product Line of  
Diodes Incorporated



## SPECIFICATION FOR APPROVAL

CUSTOMER \_\_\_\_\_

NOMINAL FREQUENCY 8.000000 MHz




PRODUCT TYPE TYPE FN 5.0x7.0 SEAM SEALED CRYSTAL CLOCK OSCILLATOR

SPEC. NO. ( P/N ) FN0800035

CUSTOMER P/N \_\_\_\_\_

ISSUE DATE March 13, 2018

VERSION B

APPROVED	PREPARED	QA
		

### Diodes Incorporated

No.2, Ziqiang 5th Rd., Zhongli Industrial Park,  
Zhongli Dist., Taoyuan City 32063, Taiwan (R.O.C.)  
TEL: 886-3-451-8888  
FAX: 886-3-461-3865  
<https://www.diodes.com>

\*Pb-free  
\*RoHS Compliant  
\*HF-Halogen Free  
\*REACH Compliant

# TYPE FN 5.0x7.0 SEAM SEALED CRYSTAL CLOCK OSCILLATOR

## FN0800035

VER. B 13-Mar-18

### VERSION HISTORY

Version No.	Version Date	Description	Notes
A	Feb.22,2011	Initial Release	
B	Mar.13,2018	Updated logo	



# TYPE FN 5.0x7.0 SEAM SEALED CRYSTAL CLOCK OSCILLATOR

**FN0800035**

VER. B 13-Mar-18

## ELECTRICAL SPECIFICATIONS

**SRe Part Number : FN0800035**

Item	Symbol	Specifications	Units	Notes
Nominal Frequency	F <sub>0</sub>	8.000000	MHz	
Frequency Stability	FT	± 50	ppm	**See note
Operating Temperature Range	TR	-40 to +85	°C	
Supply Voltage	V <sub>DD</sub>	+2.5 ± 5.0%	V	
Logic Type	LT	LVC MOS		
Supply Current, Output Enabled	I <sub>DD</sub> /OE	15	mA	Max.
Supply Current, Output Disabled	I <sub>DD</sub> /OD	10	μA	Max.
Duty Cycle (Symmetry)	DC/SY	45 / 55	%	Measured 50% of Waveform
Rise / Fall Time	T <sub>R</sub> /T <sub>F</sub>	10	ns	Max. measured 20/80% of Waveform
Output Voltage "0" Level	V <sub>OL</sub>	10% V <sub>DD</sub>	V	Max.
Output Voltage "1" Level	V <sub>OH</sub>	90% V <sub>DD</sub>	V	Min.
Output Load	CL	15	pF	Max
Jitter, Peak to Peak	Pk-Pk	50	ps	Max, 100,000 Random Periods
Storage Temperature Range		-55°C to +125°C	°C	

※ This product doesn't include harmful substance that stipulated by SONY SS-00259 Level 1 and S-AT2-001 Level 1 standard. RoHS Compliant (Pb - Free).

\*\*Stability includes all combinations of Operating Temperature, Load changes, rated Input (Supply) Voltage changes, Initial Calibration Tolerance (25°C), Aging (1 year at 25°C Average Effective Ambient Temperature), Shock and Vibration.

### Output Enable / Disable Function

Parameter	Min.	Typ.	Max.	Units	Notes
Input Voltage (Pin1), Output Enable	0.7V <sub>DD</sub>			V	Or Open
Input Voltage (Pin1), Output Disable (low power standby)			0.3V <sub>DD</sub>	V	Output is Hi-Z
Internal Pullup Resistance	30			KΩ	
Output Disable Delay			50	ns	

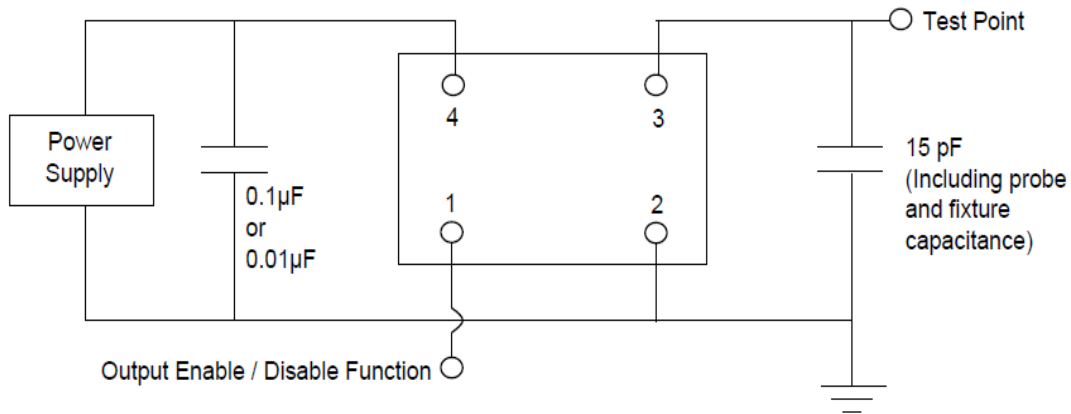


# TYPE FN 5.0x7.0 SEAM SEALED CRYSTAL CLOCK OSCILLATOR

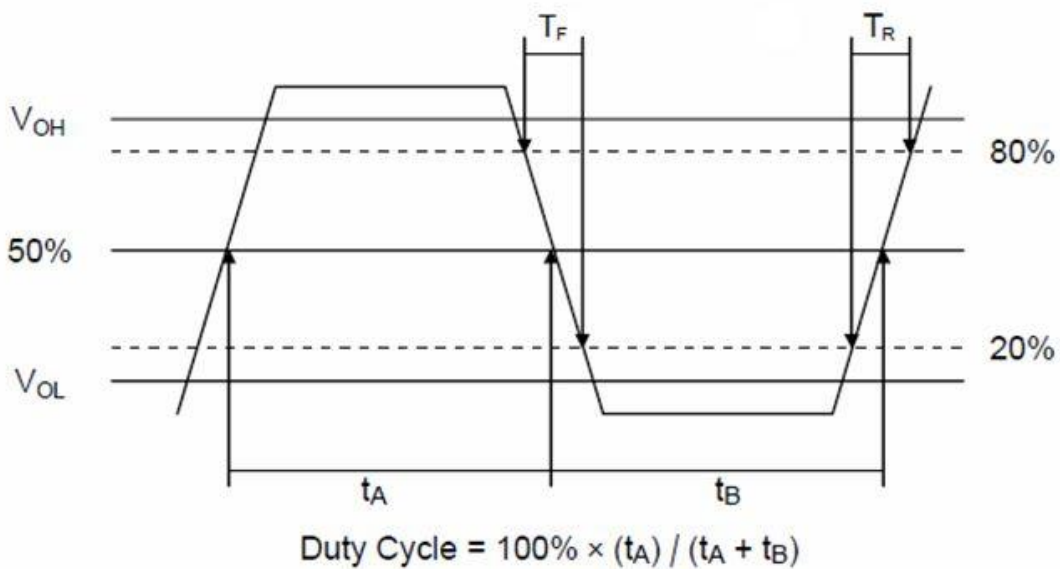
**FN0800035**

VER. B 13-Mar-18

## TEST CIRCUIT



## OUTPUT WAVEFORM



# TYPE FN 5.0x7.0 SEAM SEALED CRYSTAL CLOCK OSCILLATOR

**FN0800035**

VER. B 13-Mar-18

## RELIABILITY SPECIFICATIONS

### ENVIRONMENTAL:

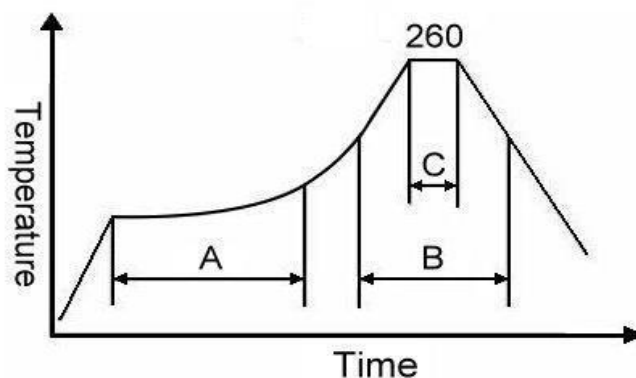
- a) THERMAL SHOCK: MIL-STD-883, Method 1011, Condition A
- b) MOISTURE RESISTANCE: MIL-STD-883, Method 1004
- c) VIBRATION: MIL-STD-883, Method 2007, Condition A
- d) RESISTANCE TO SOLDERING HEAT: J-STD-020D Table 5-2 Pb-free devices (except 2 cycles max)
- e) HAZARDOUS SUBSTANCE: Pb - free and RoHS Compliant.

### MECHANICAL:

- a) SHOCK: MIL-STD-883, Method 2002, Condition B
- b) SOLDERABILITY: JESD22-B102-D Method 2 (Preconditioning E)
- c) TERMINAL STRENGTH: MIL-STD-883, Method 2004, Test Condition D
- d) GROSS LEAK: MIL-STD-883, Method 1014, Condition C
- e) FINE LEAK: MIL-STD-883, Method 1014, Condition A2,  $R1=2 \times 10^{-8}$  atm cc/s
- f) SOLVENT RESISTANCE: MIL-STD-202, Method 215

## SUGGESTED IR REFLOW PROFILE

\*As per IPC-JEDEC J-STD-020D



Note:

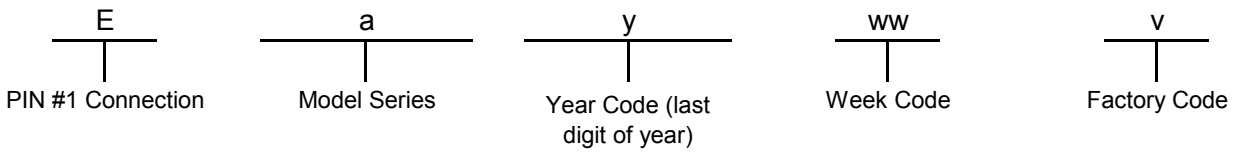
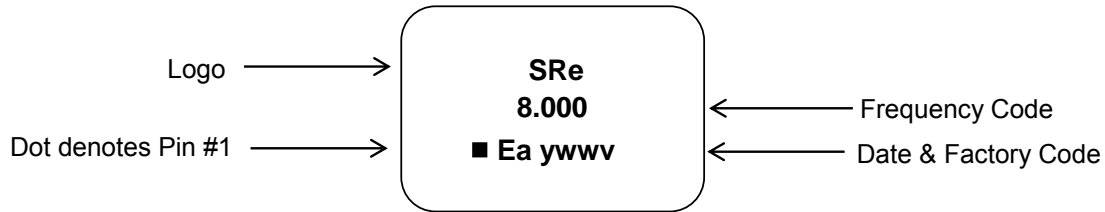
	Stage	Temperature	Time
A	Preheat	150~200°C	60~120 Sec
B	Primary Heat	217°C	60~150 Sec
C	Peak	260°C	10 Sec

# TYPE FN 5.0x7.0 SEAM SEALED CRYSTAL CLOCK OSCILLATOR

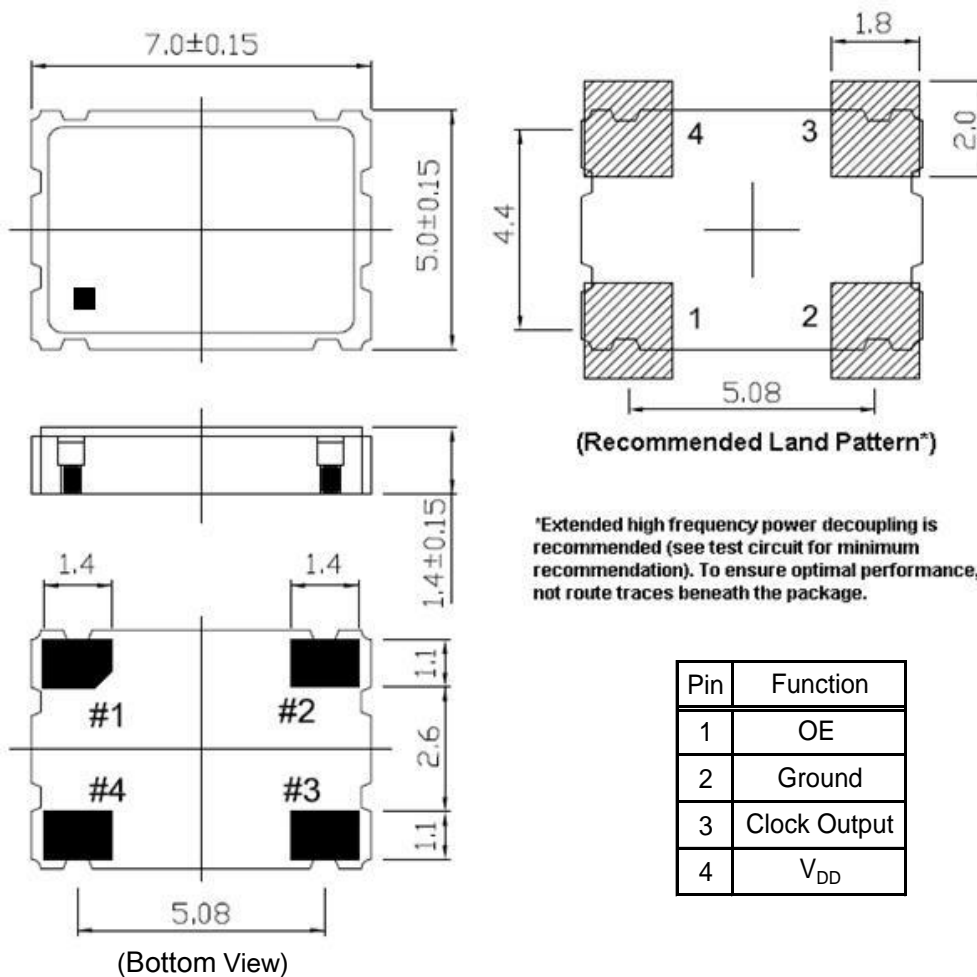
**FN0800035**

VER. B 13-Mar-18

## MARKING



## MECHANICAL DRAWINGS ( Scale:None. Dimensions are in mm.)



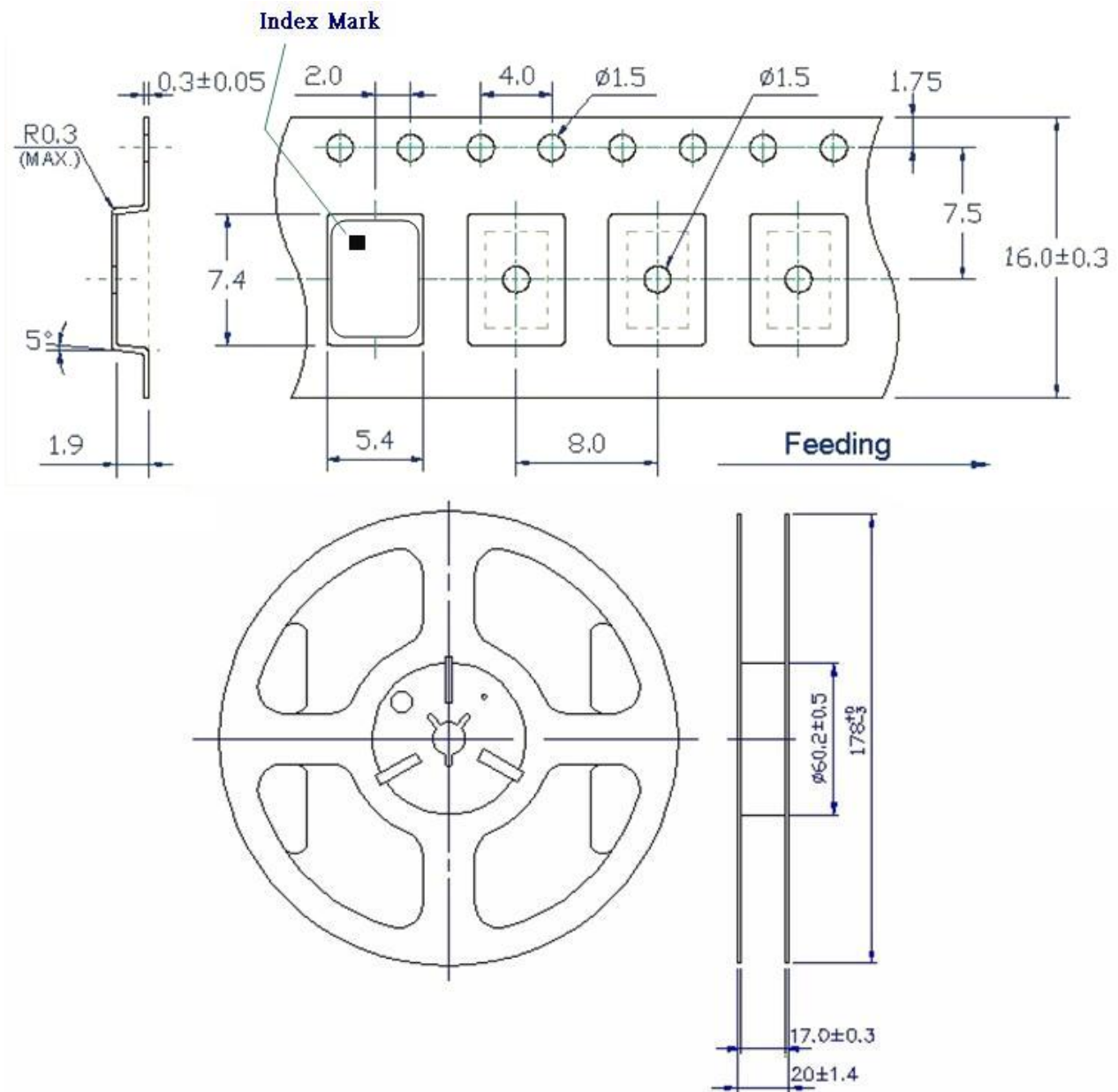
Pin	Function
1	OE
2	Ground
3	Clock Output
4	V <sub>DD</sub>

# TYPE FN 5.0x7.0 SEAM SEALED CRYSTAL CLOCK OSCILLATOR

**FN0800035**

VER. B 13-Mar-18

## TAPE&REEL



1. 230mm minimum leader which consist of carrier and/or tape followed by a minimum of 160mm of empty carrier tape sealed with cover tape.
2. 160mm minimum trailer of empty carrier tape sealed with cover tape.

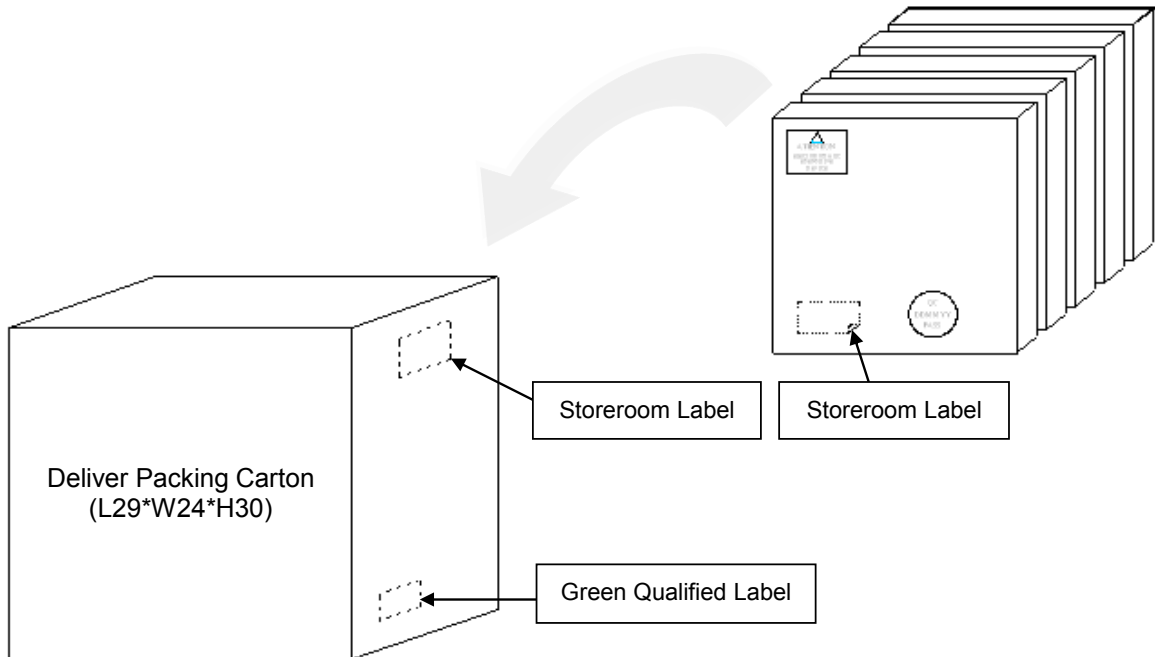
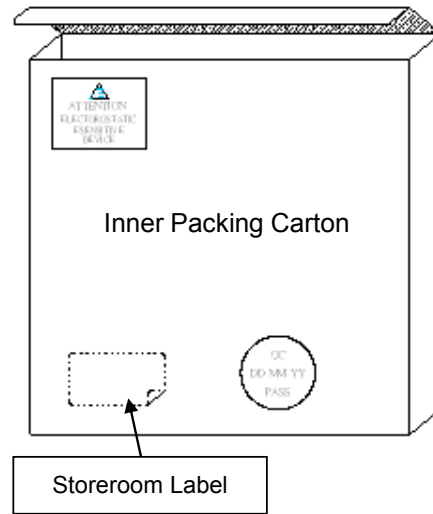
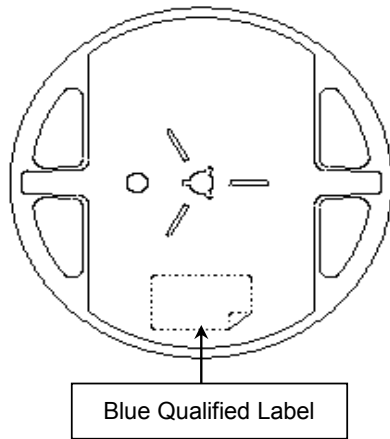
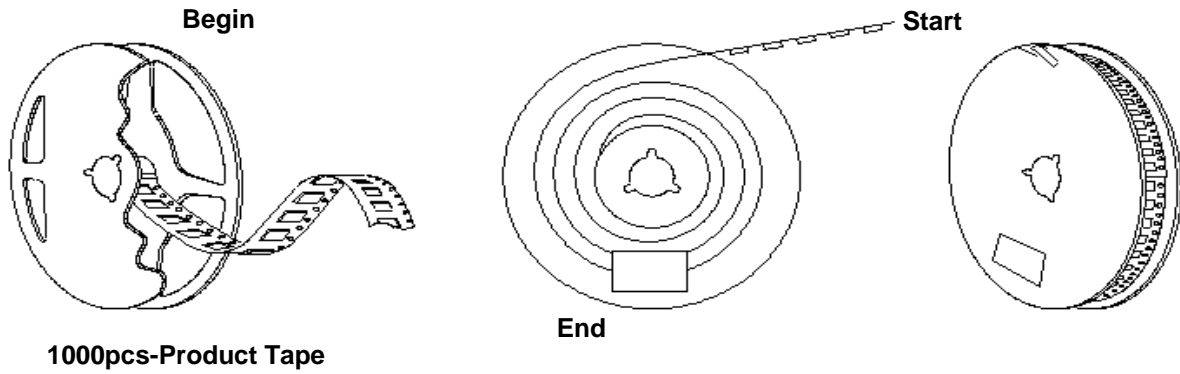


# TYPE FN 5.0x7.0 SEAM SEALED CRYSTAL CLOCK OSCILLATOR

**FN0800035**

VER. B 13-Mar-18

## PACKING





单击下面可查看定价，库存，交付和生命周期等信息

[>>Diodes Incorporated\(达达科技\(美台\)\)](#)