


3.3V HCSL Low Jitter PCIe® 2.0 XO

SQ



5.0 x 3.2mm Ceramic SMD

Product Features

- Provides HCSL output for interfacing to standard PCIe® devices
- Very low PCIe 2.0 jitter - 1.8ps RMS (typ.)
- Thicker crystal for improved reliability
- Pb-free & RoHS compliant
- Industrial temperature range

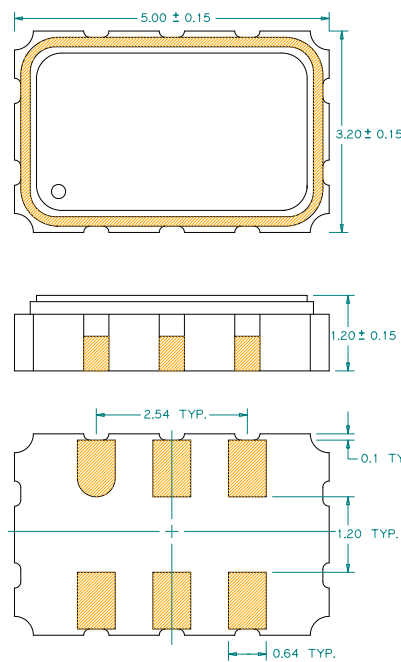
Product Description

The SQ 3.3V crystal clock oscillator achieves superb jitter for PCIe® 1.0 & 2.0 applications. The output clock signal, generated internally with a patented oscillator design, is compatible with HCSL logic levels. The device, available on tape and reel, is contained in a 5.0 x 3.2mm surface-mount ceramic package.

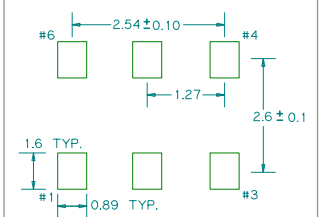
Applications

- Server
- Network Switch/Router
- Telecom Switch
- Media Box
- Graphics Card
- Host Bus Adapter

Package:



Recommended Land Pattern:



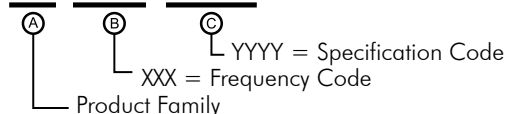
Pin Functions:

Pin	Function
1	OE Function
2	N/C
3	Ground
4	OUT
5	$\overline{\text{OUT}}$
6	V _{CC}

*Extended high frequency power decoupling is recommended (see test circuit for minimum recommendation). To ensure optimal performance, do not route RF traces beneath the package.

Part Ordering Information:

SQ XXX YYYY



Electrical Performance

Parameter	Min.	Typ.	Max.	Units	Notes
Output Frequency	80		120	MHz	
Supply Voltage	2.97	3.30	3.63	V	
Supply Current, Output Enabled			40	mA	
Supply Current, Output Disabled			15	mA	
Frequency Stability			±50	ppm	See Note 1 below
Operating Temperature Range	-40		+85	°C	Industrial
Output Logic 0, V _{OL}	-0.15	0		V	
Output Logic 1, V _{OH}	0.66	0.7	0.9	V	
Output Load	R _s = 33Ω, R _p = 50Ω, C _L = 2pF				output requires termination
Duty Cycle	45		55	%	Measured 50% of waveform
Rise and Fall Time			0.7	ns	Maximum measured from V _{OL} = 0.175V to V _{OH} = 0.525V
Jitter, Phase RMS (1-σ)		1.8	2.5	ps	As defined by PCI-SIG for PCIe® 2.0 reference clock
Jitter, pk-pk		27	40	ps	100,000 random periods

Notes:

- Stability includes all combinations of operating temperature, load changes, rated input (supply) voltage changes, initial calibration tolerance (25°C), aging (5 year at 40°C average effective ambient temperature), shock and vibration.
- For specifications other than those listed, please contact sales.

Output Enable / Disable Function

Parameter	Min.	Typ.	Max.	Units	Notes
Input Voltage (pin 1), Output Enable	2.2			V	or open
Input Voltage (pin 1), Output Disable (low power standby)			0.8	V	Outputs disabled to Hi-Z
Output Disable Delay			200	ns	
Output Enable Delay			10	ms	

Absolute Maximum Ratings

Parameter	Min.	Typ.	Max.	Units	Notes
Storage Temperature	-55		+125	°C	

For the latest product information visit: <http://www.pericom.com/products/timing/oscillators/SQ/>

For test circuit go to: http://www.pericom.com/pdf/sre/tc_hcsl.pdf

For soldering reflow profile and reliability test ratings go to: <http://www.pericom.com/pdf/sre/reflow.pdf>

For tape and reel information go to: http://www.pericom.com/pdf/sre/tr_5032_xo.pdf

单击下面可查看定价，库存，交付和生命周期等信息

[>>Diodes Incorporated\(达达科技\(美台\)\)](#)